

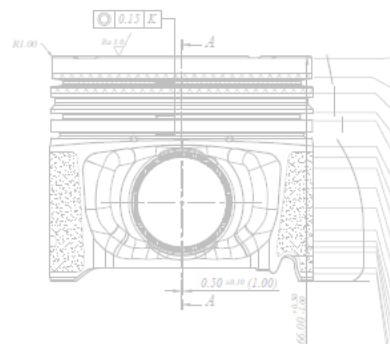
TARABUSI®

PISTONS - RINGS - PINS - LINERS


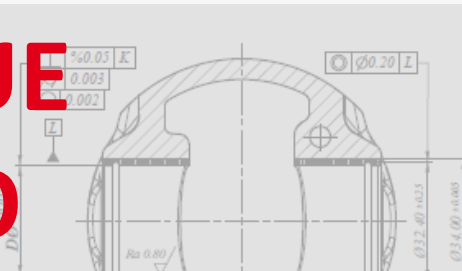
PISTONI - SEGMENTI - SPINOTTI - CANNE

PISTONS - SEGMENTS - AXES - CHEMISES

PISTONES - AROS - EJES - CAMISAS



CATALOGUE CATALOGO



TARABUSI®, AT TARABUSI® and AT® are registered trademarks of FINIMPIANTI S.r.l.

rel. 2207



All the information and data contained in this catalogue

came from the long Finimpianti experience. Nevertheless, we cannot assume any responsibility for possible mistakes.

All the information and data contained in this catalogue are provide "as is" without any representation or warranty express or implied. Under no circumstances whatsoever shall Finimpianti be liable for any damages whatsoever arising out of the use of the information and data contained in this catalogue.

Finimpianti does not warrant the accuracy or completeness of the materials and content contained in this catalogue and reserves the right to correct any errors or omissions at any time without notice and without obligation to the users of this catalogue.

OEM names, codes and part numbers, used in this catalogue, are for reference only.

Questo catalogo contiene dati ed informazioni provenienti





dalla pluriennale esperienza di Finimpianti. Tuttavia non possiamo assumere alcuna responsabilità per eventuali dati errati od incompleti.

Tutti i dati e le informazioni contenute nel presente catalogo sono forniti a puro scopo informativo e senza responsabilità e non potranno dare adito ad alcuna forma di risarcimento.

Visto il continuo sviluppo dei nostri prodotti, Finimpianti si riserva il diritto di apportare modifiche senza preavviso.

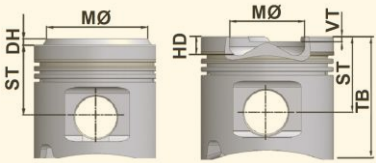
Denominazioni, numeri e codici originali sono riportati a puro titolo di riferimento.



1	AUDI	Ø 79,51	4	8	9	10	11	12	13	15
2	<p>DIESEL ENGINE</p> <p>1Y- ABB 4 CYL. 3D 5 CYL. AAS 5 CYL.</p> <p>1896 CC 4 CYL. 2370 CC 5 CYL.</p>	 <p>5</p>	<p>Cyl. 4 ST 39,65 TB 66,70 HD -1,90</p>	<p>79,51 79,76 80,01 80,51</p>	<p>TA 6348602 TA 6348613</p>	<p>TA 7348600 TA 7348611 TA 7348622 TA 7348633</p>	<p>S01 1,75 S08 2,00 S35 3,00</p>	<p>TA 4422213 SZ G 82,50 F 85,50 Y 4,7 TB 152,00</p>		
		<p>6</p> <p>RC,SP,EP</p>	<p>ST : 45,40</p>	<p>80,01</p>	<p>TA 6348624</p>	<p>TA 7348622</p>			<p>14</p>	
		<p>7</p>  <p>24,00 x 64,00</p>	<p>ST : 45,40</p>	<p>80,51</p>	<p>TA 6348635</p>	<p>TA 7348633</p>				
					<p>>> 16</p>					



1	<i>Manufacturer</i> Produttore
2	<i>Engine details</i> Caratteristiche motore
3	<i>Nominal diameter</i> Diametro nominale
4	<i>Piston dimensions</i> Dimensioni pistone
5	<i>Illustration of piston</i> Illustrazione del pistone
6	<i>Piston type</i> Tipo pistone
7	<i>Piston Pin dimensions</i> Dimensioni spinotto
8	<i>Bore dimensions</i> Misure diametro
9	<i>Piston assembly reference for 1 cylinder</i> Codice pistone completo per 1 cilindro
10	<i>Ring set reference for 1 cylinder</i> Codice serie segmenti per 1 cilindro
11	<i>Ring type</i> Tipo segmento
12	<i>Ring thickness and coating</i> Spessore segmento e rivestimento
13	<i>Cylinder/Liner reference for 1 cylinder</i> Codice canna/cilindro per 1 cilindro
14	<i>Cylinder/Liner type and dimensions</i> Tipo e dimensioni canna/cilindro
15	<i>Illustration of cylinder/liner</i> Illustrazione della canna/cilindro
16	<i>Kit Cylinder/Liner + Piston assembly reference for 1 cylinder</i> Codice Kit Canna/Cilindro + Pistone completo per 1 cilindro

4	<i>Piston dimensions</i> Dimensioni pistone
	
ST	<i>Compression height</i> Altezza di compressione
TB	<i>Total length</i> Profondità camera di combustione
MØ	<i>Combustion chamber diameter</i> Diametro camera di combustione
HD	<i>Bowl depth</i> Profondità camera di combustione
DH	<i>Dome height</i> Sporgenza testa
VT	<i>Valve pocket depth</i> Profondità sedi valvole

6	<i>Piston type</i> Tipo pistone
RC	<i>Ring carrier piston</i> Pistone con inserto porta segmento
SP	<i>Segment strip piston</i> Pistone con inserti
RC 2	<i>Ring carrier with 2 grooves</i> Pistone con inserto porta segmento
DRC	<i>Double ring carriers</i> Pistone con 2 inserti porta segmento
BB	<i>Piston with piston pin bushes</i> Pistone con boccole spinotto
OCP	<i>Piston with cooling channel</i> Pistone con galleria di raffreddamento
EP	<i>Piston with hard anodized crown</i> Pistone con testa anodizzata
HP	<i>Heat stopper</i> Paracalore
YP	<i>Oil sprayer</i> Olio nebulizzato
T	<i>Connecting rod trapez</i> Biella testa trapezoidale
S	<i>Connecting rod straight</i> Biella testa parallela
BSG	<i>Connecting rod shrink fitting</i> Biella piantaggio a caldo



14	<i>Cylinder/Liner dimensions</i>
	Dimensioni canna/cilindro
G	<i>Fitting diameter</i>
	Diametro centraggio
F	<i>Flange diameter</i>
	Diametro flangia
Y	<i>Flange height</i>
	Altezza flangia
C	<i>Fire protection rim height</i>
	Altezza bordo parafiamma
TB	<i>Total length</i>
	Lunghezza totale
KB	<i>Relief height</i>
	Altezza dello scarico





















14	<i>Cylinder/Liner type</i>
	Tipo canna/cilindro
S	<i>Wet liner</i>
	Canna umida
SZ	<i>Pre-machined cylinder/liner (dry)</i>
	Canna/cilindro pre-finito (a secco)
FZ	<i>Finished and honed cylinder/liner (dry)</i>
	Canna/cilindro finito e levigato (a secco)
AC	<i>Air cooled cylinder</i>
	Cilindro alettato
CC	<i>Compressor cylinder</i>
	Cilindro per compressore
P	<i>Coating - Phosphated</i>
	Rivestimento - Fosfatato
CR	<i>Coating - Chrome plated</i>
	Rivestimento - Cromato

12	<i>Ring coating</i>
	Rivestimento segmento
CR	<i>Periphery chrome plated</i>
	Placcatura al cromo periferica
MO	<i>Periphery molybdenum plated</i>
	Placcatura al molibdeno periferica
PL	<i>Periphery plasma spray coated</i>
	Rivestimento periferico al plasma
NT	<i>Nitrided</i>
	Nitruato
TF	<i>Periphery teflon coated</i>
	Rivestimento periferico al teflon
3CR	<i>All sides chrome plated except periphery</i>
	Placcatura al cromo su tutte le superfici tranne quella periferica
4CR	<i>All sides chrome plated</i>
	Placcatura al cromo su tutte le superfici
FE	<i>Ferroxided</i>
	Ferrossidato
FX	<i>Periphery with ferrox insert</i>
	Sup. periferica con inserto ferrossidato
P	<i>Phosphated</i>
	Fosfatato
SN	<i>Tin plated</i>
	Stagnato
IN	<i>Coilspring and oil ring interior chrome plated</i>
	Molla e superficie interna del raschiaolio cromata
FS	<i>Joint with side notch</i>
	Giunzione con tacca laterale
PVD	<i>Physical vapour deposition</i>
	Deposito fisico vaporizzato
CDS	<i>Chrome diamond coating</i>
	Rivestimento cromato e diamantato
CKS	<i>Chrome ceramic coating</i>
	Rivestimento cromato e ceramico
S	<i>Steel</i>
	Acciaio



COMPRESSION RINGS TYPES

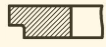










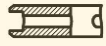
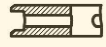





TIPI DI SEGMENTI DI COMPRESSIONE

S01		<i>Plain compression ring</i>	Segmento di compressione rettangolare
S02		<i>Plain compression ring (Inside Bevel – Top Side)</i>	Segmento di compressione rettangolare (Bisello interno – Lato Superiore)
S03		<i>Plain compression ring (Inside Bevel – Bottom Side)</i>	Segmento di compressione rettangolare (Bisello interno – Lato inferiore)
S04		<i>Plain compression ring (Inside Step – Top Side)</i>	Segmento di compressione rettangolare (Bisello interno e scalino – Lato Superiore)
S05		<i>Plain compression ring (Inside Step – Bottom Side)</i>	Segmento di compressione rettangolare (Bisello interno e Scalino – Lato inferiore)
S06		<i>Taper face ring</i>	Segmento Conico
S07		<i>Taper face ring (Inside Bevel – Top Side)</i>	Segmento Conico (Bisello interno – Lato Superiore)
S08		<i>Taper face ring (Inside Bevel – Bottom Side)</i>	Segmento Conico (Bisello interno – Lato inferiore)
S09		<i>Taper face ring (Inside Step – Top Side)</i>	Segmento Conico (Bisello interno e scalino – Lato Superiore)
S10		<i>Taper face ring (Inside Step – Bottom Side)</i>	Segmento Conico (Bisello interno e Scalino – Lato inferiore)
S11		<i>Wedge compression ring</i>	Segmento di compressione a cuneo
S12		<i>Wedge compression ring (Inside Bevel – Top Side)</i>	Segmento di compressione a cuneo (Bisello interno – Lato Superiore)
S13		<i>Wedge compression ring (Inside Bevel – Bottom Side)</i>	Segmento di compressione a cuneo (Bisello interno – Lato inferiore)
S14		<i>Wedge compression ring (Inside Step – Top Side)</i>	Segmento di compressione a cuneo (Bisello interno e scalino – Lato Superiore)
S15		<i>Wedge compression ring (Inside Step – Bottom Side)</i>	Segmento di compressione a cuneo (Bisello interno e Scalino – Lato inferiore)
S16		<i>Keystone compression ring</i>	Segmento di compressione trapezoidale
S17		<i>Keystone compression ring (Inside Bevel – Top Side)</i>	Segmento di compressione trapezoidale (Bisello interno – Lato Superiore)
S18		<i>Keystone compression ring (Inside Bevel – Bottom Side)</i>	Segmento di compressione trapezoidale (Bisello interno – Lato inferiore)
S19		<i>Keystone compression ring (Inside Step – Top Side)</i>	Segmento di compressione trapezoidale (Bisello interno e scalino – Lato Superiore)
S20		<i>Keystone compression ring (Inside Step – Bottom Side)</i>	Segmento di compressione trapezoidale (Bisello interno e Scalino – Lato inferiore)



SCRAPER RINGS TYPES

TIPI DI SEGMENTI RASCHIAOLIO

S21		Single hook scraper ring	Segmento raschiaolio
S22		Single hook scraper ring (Inside Bevel – Top Side)	Segmento raschiaolio (Bisello interno – Lato Superiore)
S23		Single hook scraper ring (Inside Bevel – Bottom Side)	Segmento raschiaolio (Bisello interno – Lato inferiore)
S24		Single hook scraper ring (Inside Step – Top Side)	Segmento raschiaolio (Bisello interno e scalino – Lato Superiore)
S25		Single hook scraper ring (Inside Step – Bottom Side)	Segmento raschiaolio (Bisello interno e Scalino – Lato inferiore)
S26		Taper face single hook scraper ring	Segmento raschiaolio conico
S27		Taper face single hook scraper ring (Inside Bevel – Top Side)	Segmento raschiaolio conico (Bisello interno – Lato Superiore)
S28		Taper face single hook scraper ring (Inside Bevel – Bottom Side)	Segmento raschiaolio conico (Bisello interno – Lato inferiore)
S29		Taper face single hook scraper ring (Inside Step – Top Side)	Segmento raschiaolio conico (Bisello interno e scalino – Lato Superiore)
S30		Taper face single hook scraper ring (Inside Step – Bottom Side)	Segmento raschiaolio conico (Bisello interno e Scalino – Lato inferiore)
S31		Slotted oil scraper ring	Segmento raschiaolio con fori
S32		Bevel edged oil scraper ring	Segmento raschiaolio con fori bisellato simmetrico
S33		Double bevel edged oil scraper ring	Segmento raschiaolio con fori bisellato parallelo
S34		Slotted oil scraper ring with coil spring	Segmento raschiaolio con fori e con molla
S35		Bevel edged slotted oil scraper ring with coil spring	Segmento raschiaolio con fori e con molla bisellato simmetrico
S36		Double bevel edged slotted oil scraper ring with coil spring	Segmento raschiaolio con fori e con molla bisellato parallelo
S37		Steel rail oil ring multi pieces	Segmento raschiaolio con guida in acciaio a strati multipli
S38		Steel rail oil ring with VF spring	Segmento raschiaolio con guida in acciaio e molla VF



C

ONTENTS

List of engines sorted per maker and bore size.

I

NDICE

Elenco dei motori ordinato per costruttore e alesaggio.





TARABUSI is a registered trademark of
FINIMPIANTI
a trusted brand in the spare parts world.
www.at-tarabusi.com



ABARTH		
PAG.	DIA.	ENGINES MOTORI
1	72	GASOLINE ENGINE 198 A1.000 199A8.000 312 A3.000 1242 CC 4 CYL.
ALFA ROMEO		
PAG.	DIA.	ENGINES MOTORI
1	69,6	DIESEL ENGINE 199 B1.000 EURO 5 1248 CC 4 CYL.
2	69,6	DIESEL ENGINE 199 A3.000 1248 CC 4 CYL.
2	72	GASOLINE ENGINE 198 A1.000 198 A4.000 199 A8.000 940 B7.000 EURO 6 955 A2.000 EURO 5 1242 CC 4 CYL.
3	72	GASOLINE ENGINE 350A1.000 EURO 4 EURO 5 1368 CC - 4 CYL.
3	74	GASOLINE ENGINE AR 00530 101 105/31 1290 CC 4 CYL.
4	78	GASOLINE ENGINE AR 00526 AR 00536 105 - 105/28 AR 01600 116.00 - 02/11650 1570 CC 4 CYL.
4	79,5	DIESEL ENGINE 940 A3.000 1598 CC - 4 CYL.

5	80	GASOLINE ENGINE AR 00548 AR 01608 - 1608X AR 01678 AR 06168 AR 062.02 AR 61102 AR 61201 105 116A 116.78 162.B1/A 1779 CC 4 CYL.
5	80	GASOLINE ENGINE AR 16202 AR 34102 AR 64101 AR 64102 M631AT20C 1996 CC 6 CYL.V
6	82	GASOLINE ENGINE AR 32103 EURO 3 AR 32104 EURO 3 1598 CC 4 CYL.
6	82	DIESEL ENGINE 192 B1.000 4 CYL. 841 G.000 . 841 M.000 841 N.000 5 CYL. 937 A5.000 939 A2.000 4 CYL. 1910 CC 4 CYL. 2387 CC 5 CYL.
7	82	DIESEL ENGINE 839 A6.000 841 C.000 5 CYL. 937 A.2000 937 A.7000 939 A.1000 . AR 37101 AR 36202 4 CYL. EURO 3 1910 4 CYL. 2387 CC - 5 CYL.

7	82	DIESEL ENGINE 839 A6.000 841 C.000 5 CYL. 937 A.2000 937 A.7000 939 A.1000 AR 37101 AR 36202 4 CYL. EURO 3 1910 4 CYL. 2387 CC - 5 CYL.
8	83	DIESEL ENGINE 844 A2.000 939 B3.000 939 B4.000 940 A4.000 940 A7.000 940 A8.000 EURO 5 1956 CC - 4 CYL.
8	84	GASOLINE ENGINE 116.33 1962 CC 4 CYL.
9	84	GASOLINE ENGINE AR 00512 AR 11671 116.55 548/84 1962 CC 4 CYL.
9	84	GASOLINE ENGINE AR 01588 AR 06224 1962 CC 4 CYL.
10	88	GASOLINE ENGINE AR 01646 AR 01648 AR 01911 AR 01928 119.00 - 01913 AR 67301 AR 67302 AR 67303 834 G.000 2492 CC 6 CYL.V



ALFA ROMEO		
PAG.	DIA.	ENGINES MOTORI
10	93	GASOLINE ENGINE 195.20 AR 06120 AR 06124 AR 61503 834 F,000 195.20 2959 CC 6 CYL.V
11	93	DIESEL ENGINE 8144.67.220 2499 CC 4 CYL.
11	93	DIESEL ENGINE 8144.21.220 2445 CC 4 CYL.
12	93	DIESEL ENGINE 8140.61.200 8144.61.200 2445 CC 4 CYL.
AUDI		
PAG.	DIA.	ENGINES MOTORI
12	71,01	GASOLINE ENGINE CBZA CBZB EURO 5 1197 CC 4 CYL.
13	76,51	GASOLINE ENGINES BAG BLF BLP 1598 CC 4 CYL.
13	76,51	GASOLINE ENGINE CAVG CTHG CTJA 1390 CC 4 CYL.
14	76,51	GASOLINE ENGINE CAVG CTHG CTJA 1390 CC 4 CYL.

14	76,51	DIESEL ENGINE CY 4 CYL. RA - SB 4 CYL. DE - NC 5 CYL. 1588 CC 4 CYL. 1986 CC 5 CYL.
15	76,51	DIESEL ENGINE CN 5 CYL. CR - JK 4 CYL. 1588 CC 4 CYL. 1986 CC 5 CYL.
15	79,51	DIESEL ENGINE 1Z 1896 CC 4 CYL.
16	79,51	DIESEL ENGINE 1Z 1896 CC 4 CYL.
16	79,51	DIESEL ENGINE AAZ 1896 CC 4 CYL.
17	79,51	DIESEL ENGINE 1Y- ABB 4 CYL. 3D 5 CYL. AAS 5 CYL. 1896 CC 4 CYL. 2370 CC 5 CYL.
17	79,51	DIESEL ENGINE 1Z - AFF AFN - AGR AHF - AHH - AHU ALH - ASV AVG - BKE 1896 CC - 4 CYL.
18	79,51	DIESEL ENGINE 1Z - AFF AFN - AGR AHF - AHH - AHU ALH - ASV AVG - BKE 1896 CC - 4 CYL.

18	79,51	DIESEL ENGINE 1Z - AFF AFN - AGR AHF - AHH AHU - ALH ASV - AVG BKE 1896 CC - 4 CYL.
19	79,51	DIESEL ENGINE 1Z - AFF AFN - AGR AHF - AHH AHU - ALH ASV - AVG BKE 1896 CC - 4 CYL.
19	79,51	DIESEL ENGINE AJM ATJ 1896 CC 4 CYL.
20	79,51	DIESEL ENGINE AJM ATJ 1896 CC 4 CYL.
20	79,51	DIESEL ENGINE AMF BHC 1422 CC 3 CYL.
21	79,51	DIESEL ENGINE AMF BHC 1422 CC 3 CYL.
21	79,51	DIESEL ENGINE ANU - ATD - AVB AVQ - AXR - BEW BJB - BKC - BRU BSW - BXE - BXF BXJ - ATD 1896 CC 4 CYL.
22	79,51	DIESEL ENGINE ANU - ATD - AVB AVQ - AXR - BEW BJB - BKC - BRU BSW - BXE - BXF BXJ - ATD 1896 CC 4 CYL.



AUDI		
PAG.	DIA.	ENGINES MOTORI
22	79,51	DIESEL ENGINE ASZ AVF AWX 1896 CC 4 CYL.
23	79,51	DIESEL ENGINE ASZ AVF AWX 1896 CC 4 CYL.
23	79,51	DIESEL ENGINE 1Z - AFF - AFN AGR - AHF - AHH AHU - ALH - ASV AVG -BKE 1896 CC - 4 CYL.
24	79,51	DIESEL ENGINE 1Z - AFF - AFN AGR - AHF - AHH AHU - ALH - ASV AVG -BKE 1896 CC - 4 CYL.
24	79,51	DIESEL ENGINE BLS BXE 1896 CC - 4 CYL
25	79,51	DIESEL ENGINE BLS BXE 1896 CC - 4 CYL
25	79,51	DIESEL ENGINE CAYB EURO 5 CAYC 1598 CC 4 CYL.
26	81,01	GASOLINE ENGINES ADP - AEH AHL - AKL APF - ARM 1595 CC 4 CYL.

26	81,01	GASOLINE ENGINE ALZ - ANA AVU - AFQ BGU EURO 4 BSE EURO 4 EURO 5 BSF EURO 2 1595 CC - 4 CYL.
27	81,01	GASOLINE ENGINE AMK APX APY AUL BAM 1781 CC 4 CYL.
27	81,01	GASOLINE ENGINE ABM - DT JU - PP RN - SA 1595 CC 4 CYL.
28	81,01	GASOLINE ENGINE ADR - AGN AJP - APG APT - AQE ARG -ARH AVV 1781CC 4 CYL.
28	81,01	GASOLINE ENGINE AGA -AJG - ALF ALW - AML - AMM APC - APS - APZ ARJ - ARN - ASM BDV 2393 CC 6 CYL.
29	81,01	GASOLINE ENGINE AMB - ARX - ARY AUM EURO 4 AUQ - AVJ - AWM AWP - AWT - BEX BFB - BVP - BVR BKB 1781 CC 4 CYL.
29	81,01	GASOLINE ENGINE 4B - DR MG - PM RS - RU SF - SH 41781 CC 4 CYL.

30	81,01	GASOLINE ENGINE DS - DZ JV - MU NE - PH PV 1781 CC 4 CYL.
30	81,01	DIESEL ENGINE 1T AAT ABP AEL 2461 CC 5 CYL.
31	81,01	DIESEL ENGINE 1T AAT ABP AEL 2461 CC 5 CYL.
31	81,01	DIESEL ENGINE AZV - BKD BLB - BMN BNA - BRD BRE - BRF BUY - BVA BVF - BVG 1968 CC 4 CYL.
32	81,01	DIESEL ENGINE BMM BPW BRC 1968 CC 4 CYL.
32	81,01	DIESEL ENGINE BMM BPW BRC 1968 CC 4 CYL.
33	81,01	DIESEL ENGINE CFFA - CFFB CFGB - CFGC CFGD - CFHB CFHD - CGLA CGLB - CGLC CGLD - CGLE CJCA - CJCB CJCC - CJCD EURO 6 CLJA - CLLB CMFA - CMFB EURO 6 CMGA - CMGB 1968 CC 4 CYL.



AUDI		
PAG.	DIA.	ENGINES MOTORI
33	81,01	DIESEL ENGINE CAGA - CAGB CAGC - CAHA CAHB - CBAA CBAB - CBBB CMEA 1968 CC 4 CYL.
34	82,5	GASOLINE ENGINE AWA - AXW BLR - BLX BLY - BMB BVY - BVZ 1984 CC 4 CYL.
34	82,51	GASOLINE ENGINE AAD ABK 1984 CC 4 CYL.
35	82,51	GASOLINE ENGINE BYT BZB CABA CABB CABD 1798 CC 4 CYL.
35	82,51	GASOLINE ENGINE BYT BZB 1798 CC 4 CYL.
36	82,51	GASOLINE ENGINE CAEA - CAEB - CAED - CAWB CBFA - CCTA CCZA - CCZC CDNB - CDNC CESA - CETA CHJA EURO 5 CPMA - CPMB CPSA CADA EURO 5 1984 CC 4 CYL.
36	82,51	GASOLINE ENGINE CADA EURO 5 CAWB - CBFA CCTA - CCZA CCZC CDZA EURO 5 1984 CC 4 CYL.

37	82,51	GASOLINE ENGINE CDA CDHA CDHB 1798 CC 4 CYL.
37	82,51	GASOLINE ENGINE BHZ BZC 1984 CC 4 CYL.
38	82,51	GASOLINE ENGINE ABC ACZ 2598 CC 6 CYL.
38	82,51	GASOLINE ENGINE ABT AAE 1984 CC 4 CYL.
39	82,51	GASOLINE ENGINE ACK ALG 2771 CC 6 CYL.
39	82,51	GASOLINE ENGINE AXX BWA 1998 CC 4 CYL.
40	83,01	DIESEL ENGINE ASB - BKN BMK - BNG BUG - BUN 2967 CC 6 CYL.
40	83,01	DIESEL ENGINE CASA - CASB CATA - CCLA CCMA - CCWA CCWB - CDYA 2967 CC 4 CYL.
41	85,51	GASOLINE ENGINE CALA 3197 CC 6 CYL.

41	85,51	GASOLINE ENGINE CALA 3197 CC 6 CYL.
BEDFORD		
PAG.	DIA.	ENGINES MOTORI
42	75	GASOLINE ENGINE 13 S 1297 CC 4 CYL.
42	77,6	GASOLINE ENGINE 14 NV 1389 CC 4 CYL.
43	80	DIESEL ENGINE 16 D 1598 CC 4 CYL.
43	88	DIESEL ENGINE 4FD1 2189 CC 4 CYL.
BMW		
PAG.	DIA.	ENGINES MOTORI
44	77	GASOLINE ENGINE N12B 14A 1397 CC 4 CYL.
44	77	GASOLINE ENGINE N13 B16A 1598 CC 4 CYL.
45	77	GASOLINE ENGINE N14B16A 1598 CC 4 CYL.
45	77	GASOLINE ENGINE N12 B16A 1598 CC 4 CYL.



BMW		
PAG.	DIA.	ENGINES MOTORI
46	80	DIESEL ENGINE M41 B17 M41 D17 4 CYL. M51 D25 OL M51 D25TU OL M51 D25TU UL M51 D25UL 6 CYL. 1665 CC 4 CYL. 2497 CC 6 CYL.
46	80	GASOLINE ENGINE M54 226S1 M54 B22 2171 CC 6 CYL.
47	84	GASOLINE ENGINE N40 B16A N42 B18A N42 B20A N45 B16A N46 B18A N46 B20A N46 B20 1596 CC 4 CYL. 1796 CC 4 CYL. 1995 CC 4 CYL.
47	84	GASOLINE ENGINE N54 N55 2979 CC 6 CYL.
48	84	GASOLINE ENGINE M43 B16 164E3 1596 CC 4 CYL.
48	84	GASOLINE ENGINE M43 B18 184 E2 1796 CC 4 CYL.
49	84	GASOLINE ENGINE M54 B30 306 S3 2979 CC 6 CYL.

49	84	DIESEL ENGINE M57 N306D4 FROM 06/2006 2993 CC 6 CYL.
50	84	DIESEL ENGINE M47 D20 204D1 1951 CC 4 CYL.
50	84	DIESEL ENGINE M57 N2 306D2 M57 N2 306D3 M57 D30 306 D3 M57 D30 TU2 2993 CC 6 CYL.
51	84	DIESEL ENGINE M47 TUD20 M57 N2306D2 M57 N306D2 M57 TU2D30 N57 D306D2 EURO 4 M57 D30 306D2 M57 D30 306D3 M57 N2306D3 1995 CC 4 CYL. 2993 CC 4 CYL.
51	84	DIESEL ENGINE N47 D2A N47 D20B N47 D20C N47 D20D 1995 CC 4 CYL.
52	84	DIESEL ENGINE N47D EURO 4 1995 CC 4 CYL.
52	84	DIESEL ENGINE M47 D20 1951 CC 4 CYL.
53	84	DIESEL ENGINE M57 D30 306D1 2926 CC 6 CYL.

53	85	GASOLINE ENGINE N52 B30 2996 CC 6 CYL.
54	85	GASOLINE ENGINE N53 B30A 2996 CC 6 CYL.
54	85	GASOLINE ENGINE N52 B30 N52 B30A N52 B30AF N52 30B N52 30BF N52N B30A N52N B30B 2996 CC 6 CYL.
55	89	GASOLINE ENGINE N63 B44A 4395 CC 8 CYL.
55	89	GASOLINE ENGINE S63 B FROM 2015 N63 FROM 2012 4395 CC 8 CYL.
56	89	GASOLINE ENGINE S63 B44A S63 B44B 4395 CC 8 CYL.
56	92	GASOLINE ENGINE M62 B44 4395 CC 8 CYL.
BUICK SGM		
PAG.	DIA.	ENGINES MOTORI
57	79	GASOLINE ENGINE LDE 1598 CC 4 CYL.
CADILLAC		
PAG.	DIA.	ENGINES MOTORI
57	82	DIESEL ENGINE Z19DTH 1910 CC 4 CYL.



CHEVROLET		
PAG.	DIA.	ENGINES MOTORI
58	69,6	DIESEL ENGINE LDV EURO 5 1248 CC 4 CYL.
58	69,6	DIESEL ENGINE LSF EURO 4 1248 CC 4 CYL.
59	69,6	DIESEL ENGINE Z13 DT EURO 4 1248 CC 4 CYL.
59	73,4	GASOLINE ENGINE Z 14 XEP 1364 CC 4 CYL.
60	73,4	GASOLINE ENGINE A 12 XEL EURO 5 A 12 XER EURO 5 1229 CC 4 CYL.
60	73,4	GASOLINE ENGINE A 14 XER 1398 CC 4 CYL.
61	77,6	GASOLINE ENGINE X 14 XE 1389 CC 4 CYL.
61	77,6	GASOLINE ENGINE Z 14 XE 1389 CC 4 CYL.
62	77,6	GASOLINE ENGINE C 14 NZ 1389 CC 4 CYL.
62	77,6	GASOLINE ENGINE C 14 SE 1389 CC 4 CYL.

63	79	GASOLINE ENGINE X 16 XE 1598 CC 4 CYL.
63	79	GASOLINE ENGINE Z 16 SE Z 16 XE 1598 CC 4 CYL.
64	79	GASOLINE ENGINE LDE EURO 5 1598 CC 4 CYL.
64	79	DIESEL ENGINE Y 17 DT 1686 CC 4 CYL.
65	83	DIESEL ENGINE Z 20 1991 CC 4 CYL.
65	86	GASOLINE ENGINE C 20 NE 1998 CC 4 CYL.
66	86	GASOLINE ENGINE X 20 XEV 1998 CC 4 CYL.
CHRYSLER		
PAG.	DIA.	ENGINES MOTORI
66	69,6	DIESEL ENGINE 199 B1.000 EURO 5 1248 CC 4 CYL.
67	70,8	GASOLINE ENGINE 169 A4.000 1242 CC 4 CYL.
67	72	GASOLINE ENGINE 198 A4.000 1242 CC 4 CYL.
68	83	DIESEL ENGINE 198 A5.000 1956 CC - 4 CYL.

68	83,01	DIESEL ENGINE OM 642.910 2987 CC 6 CYL.
69	94	DIESEL ENGINE HR 494 HT 2776 CC 4 CYL.
CITROEN		
PAG.	DIA.	ENGINES MOTORI
69	72	GASOLINE ENGINE TU1K TU1M TU1Z 1124 CC 4 CYL.
70	73,7	DIESEL ENGINE 8HS 8HT 8HX EURO 3 8HX EURO 4 DV4TD 1398 CC 4 CYL.
70	75	GASOLINE ENGINE TU K1A K1G TU3 MZ 1361 CC 4 CYL.
71	75	GASOLINE ENGINE 150 A 150 C 150 D 1360 CC 4 CYL.
71	75	GASOLINE ENGINE 129/5 1219 CC 4 CYL.
72	75	DIESEL ENGINE TUD3 K9A 1360 CC 4 CYL.
72	75	GASOLINE ENGINE TU3JP L4 KFV EURO 4 1360 CC 4 CYL.



CITROEN		
PAG.	DIA.	ENGINES MOTORI
73	75	DIESEL ENGINE 9HC - DV6C 9HD - DV6C 9HF - DV6DTE EURO 4 9HH - DV6DUM 9HL - DV6C 9HP - DV6DTE EURO 4 9HR - DV6C EURO 5 9HW - DV6ETE 1560 CC 4 CYL.
73	75	DIESEL ENGINE 9HU - DV6UTE4 9HX - DV6ATE4 9HY - DV6TE4 9HZ - DV6TE4 EURO 4 1560 CC 4 CYL.
74	77	GASOLINE ENGINE 8FN - 8FP 8FR - 8FS EP3 1397 CC 4 CYL.
74	77	GASOLINE ENGINE 5FW - EP6 1598 CC 4 CYL.
75	77	GASOLINE ENGINE N14 B16A EP6 1598 CC 4 CYL.
75	77	GASOLINE ENGINE 5FK - EP6CB 5FS - EP6C 1598 CC 4 CYL.
76	77	DIESEL ENGINE VJY - TUD5 VJZ - TUD5 1527 CC 4 CYL.
76	78,5	GASOLINE ENGINE NFU - TU5JP4 N6A 10FX3A 1587 CC 4 CYL.

77	80	GASOLINE ENGINE 161 161A A9A XUD7 1769 CC 4 CYL.
77	80	DIESEL ENGINE XUD 7 TE A8A AJZ 1769 CC 4 CYL.
78	82,2	DIESEL ENGINE WJX - DW8B WJY DW8 EURO 2 WJZ DW8 EURO 2 DW8 TD 1868 CC 4 CYL.
78	83	GASOLINE ENGINE 180A XU5J 1581 CC 4 CYL.
79	83	GASOLINE ENGINE 171BZ 171C XU5S 1580 CC 4 CYL.
79	83	GASOLINE ENGINE 159A 1905 CC 4 CYL.
80	83	GASOLINE ENGINE D61A D2A XU92C D2C XU92C D2E - D2F D6E XU9JA 1905 CC 4 CYL.
80	83	GASOLINE ENGINE XU5JPZ 1581 CC 4 CYL.

81	83	GASOLINE ENGINE LFX XU7JB L6A LFZ XU7JP 1762 CC 4 CYL.
81	83	GASOLINE ENGINE B1A XU51C - K B1E XU51C 1905 CC - 4 CYL.
82	83	GASOLINE ENGINE LFY XU7 JP4 1762 CC 4 CYL.
82	83	DIESEL ENGINE 162 XUD9 D9A XUD9 D9B XUD9A - U DJY XUD9A DJZ XUD9Y 1905 CC 4 CYL.
83	83	DIESEL ENGINE D8B XUD9TF D8C XUD9UTF DHV XUD9BSD DHW XUD9SD DHX XUD9TF-BTF DHY XUD9TE-Y 1905 CC 4 CYL.
83	84	GASOLINE ENGINE 169 - XM7T 1796 CC 4 CYL.
84	84	DIESEL ENGINE DT20C EURO 5 2993 CC 6 CYL.
84	85	DIESEL ENGINE RHM DW10ATED4 RHT DW10ATED4 RHW DW10ATED4 1997 CC 4 CYL.



CITROEN		
PAG.	DIA.	ENGINES MOTORI
85	85	DIESEL ENGINE RHC DW10CTED4 EURO 5 RHD DW10CTED4 EURO 4 RHE DW10CTED4 EURO 5 RHH DW10CTED4 EURO 5 1997 CC 4 CYL.
85	85	DIESEL ENGINE 4HP 4HR 4HT DW12BTED4 EURO 4 2179 CC 4 CYL.
86	85	DIESEL ENGINE DW12C - 4HL EURO 5 2179 CC 4 CYL.
86	85	DIESEL ENGINE RHK DW10UTED4 EURO 4 RHS DW10ATED RHV - DW10TD RHX - DW10BTED4 RHY - DW10TD RHZ DW10ATED 1997 CC - 4 CYL.
87	85	DIESEL ENGINE DW10CB RHD - DW10CTED4 EURO 4 RHJ - DW10BTED4 EURO 4 RHR - DW10BTED4 EURO 4 1997 CC 4 CYL.

87	85	DIESEL ENGINE DW10CB RHD DW10CTED4 EURO 4 RHJ DW10BTED4 EURO 4 RHR DW10BTED4 EURO 4 1997 CC 4 CYL.
88	86	GASOLINE ENGINE RFV XU10J4R 1998 CC 4 CYL.
88	86	GASOLINE ENGINE RGU - R6A RFU - XU10J2-C RFX - XU10J2C RFW - XU10J2U RFZ - XU10J2 1998 CC 4 CYL.
89	86	GASOLINE ENGINE XU10J4RS RFS 1998 CC 4 CYL.
89	86	DIESEL ENGINE 4HH - P22DTE 4HU - P22DTE 4HV - P22DTE EURO 4 2198 CC 4 CYL.
90	88	GASOLINE ENGINE XN1T 1971 CC 4 CYL.
90	88	GASOLINE ENGINE 829 A5 1995 CC 4 CYL.
91	92	DIESEL ENGINE T9A - DJ5 2446 CC 4 CYL.

91	92	DIESEL ENGINE T8A - DJ5T THY - DK5ATE THZ 2446 CC 4 CYL.
92	93	DIESEL ENGINE M25 - 660 M25 - 629 CRD93L U25/661 CRD93B B25637 - M25/661 M25/637 2498 CC 4 CYL.
92	94,4	DIESEL ENGINE 8140.63 F28D 2798 CC 4 CYL.
93	94,4	DIESEL ENGINE 8140.43 N 8140.43 S F28DTCR 2798 CC 4 CYL.
93	95,8	DIESEL ENGINE : F1CE 0481D F30DT EURO 4 2999 CC 4 CYL.
DACIA		
PAG.	DIA.	ENGINES MOTORI
94	72,2	GASOLINE ENGINE H4B 400 , H4B 408 3 CYL. 898 CC H5F 402 , H5F 404 H5F 408 , H5F 410 4 CYL. 1197 CC
94	76	DIESEL ENGINE K9K 790 K9K 792 K9K 796 1461 CC 4 CYL.



DACIA			
PAG.	DIA.	ENGINES	MOTORI
95	76	DIESEL ENGINE K9K 790 K9K 792 K9K 796 1461 CC 4 CYL.	
95	79,5	GASOLINE ENGINE K4M 606 K4M 690 K4M 694 K4M 696 1598 CC 4 CYL.	
96	79,5	GASOLINE ENGINE K7J 710 K7J 714 1390 CC 4 CYL.	
96	79,5	GASOLINE ENGINE K7M 732 EURO 4 1598 CC 4 CYL.	
97	80	DIESEL ENGINE F8Q 630 1870 CC 4 CYL.	
DAEWOO			
PAG.	DIA.	ENGINES	MOTORI
97	86	GASOLINE ENGINE C 20 NE 1998 CC 4 CYL.	
DAIHATSU			
PAG.	DIA.	ENGINES	MOTORI
98	72,5	GASOLINE ENGINE 1NR - FE EURO 5 1329 CC 4 CYL.	
DONGFENG			
PAG.	DIA.	ENGINES	MOTORI
98	78,5	GASOLINE ENGINE TU5JP4 1587 CC 4 CYL.	

FIAT AUTO			
PAG.	DIA.	ENGINES	MOTORI
99	52	GASOLINE ENGINE 500 B 500 C 570 CC 4 CYL.	
99	62	GASOLINE ENGINE 100D000 100D006 100D008 767 CC 4 CYL.	
100	65	GASOLINE ENGINE 100 G.000 100 G.002 100 GC.000 100 GF 000 100 GL.000 100 GL 048 100 GL3.000 127 A.000 146 A.048 903 CC 4 CYL.	
100	65	GASOLINE ENGINE 170 A1.000 170 A1.046 1170 A1.046 903 CC 4 CYL.	
101	67,4	GASOLINE ENGINE 110.000 110D.000 110F.000 120.000 120D.000 499,5 CC 2 CYL.	
101	68	GASOLINE ENGINE 103D.000 103E.000 1221 CC 4 CYL.	
102	69,6	DIESEL ENGINE 169 A1.000 1248 CC 4 CYL.	
102	69,6	DIESEL ENGINE 199 B1.000 EURO 5 1248 CC 4 CYL.	

103	69,6	DIESEL ENGINE 199 A3.000 263 A.2000 EURO 5 1248 CC 4 CYL.
103	69,6	DIESEL ENGINE 188 A8.000 188 A9.000 199 A2.000 199 A9.000 EURO 5 1248 CC 4 CYL.
104	70	GASOLINE ENGINE 110 D.000 499 CC 2 CYL.
104	70,8	GASOLINE ENGINE 169 A4.000 EURO 4 1242 CC 4 CYL.
105	70,8	GASOLINE ENGINE 176B.9000 FIRE 182B.2000 FIRE 1242 CC 4 CYL.
105	70,8	GASOLINE ENGINE 176 A8.000 176 B4.000 178 B5.000 178 E2.000 188 A4.000 223 A5.000 EURO 3 1242 CC 4 CYL.
106	70,8	GASOLINE ENGINE 188 A5.000 EURO 3 1242 CC 4 CYL.
106	72	GASOLINE ENGINE 198 A1.000 198 A4.000 312 A3.000 940 B7.000 EURO 6 955 A2.000 EURO 5 1242 CC 4 CYL.



FIAT AUTO		
PAG.	DIA.	ENGINES MOTORI
107	72	GASOLINE ENGINE 350A1.000 EURO 4 EURO 5 1368 CC - 4 CYL.
107	72	GASOLINE ENGINE 103 G.000 1100 D 1200 1221 CC 4 CYL.
108	73,5	GASOLINE ENGINE 126 AB.0C.0 126 AB.5C0 594 CC 2 CYL.
108	75	DIESEL ENGINE 9HU 1560 CC 4 CYL
109	77	GASOLINE ENGINE 126 BB.1C.0 652 CC 2 CYL.
109	79,5	DIESEL ENGINE 198 A3.000 263 A.3000 EURO 5 1598 CC - 4 CYL.
110	80,01	DIESEL ENGINE R9M 408 R9M 413 R9M 450 R9M 452 1598 CC 4 CYL.
110	80,5	GASOLINE ENGINE 182 B6.000 M645 WA 15.Z 1596 CC 4 CYL.

111	80,5	GASOLINE ENGINE 146 C1.000 146 C5.000 146 D5.000 160 A1.046 836 A4.000 M202 PA.13.0 1372 CC 4 CYL.
111	82	GASOLINE ENGINE AR 32103 EURO 3 AR 32104 EURO 3 1598 CC - 4 CYL.
112	82	DIESEL ENGINE 188 A3.000 223 A6.000 M720 SA 19.V 1910 CC 4 CYL.
112	82	DIESEL ENGINE 192 B1.000 937 A5.000 939 A2.000 4 CYL. M729 AT.19 M729 AT.24 EURO 4 1910 CC 4 CYL.
113	82	DIESEL ENGINE 186 A.8000 186 A.9000 192 A.1000 192 A.8000 199 A.5000 223 A.7000 937 A7.000 939 A.1000 188 B.2000 D19 AA EURO 3 1910 CC - 4 CYL.

113	82	DIESEL ENGINE 186 A8.000 186 A9.000 188 B2.000 192 A1.000 192 A8.000 199 A5.000 223 A7.000 937 A7.000 939 A.1000 D19AA 1910 4 CYL.
114	82,2	DIESEL ENGINE WJY DW8 EURO 2 WJZ DW8 EURO 2 DW8B 1868 CC 4 CYL.
114	82,6	DIESEL ENGINE 138 C.000 146 B2.000 149 A1.000 149 B1.000 149 B3.000 149 B4.000 149 B4.046 149 B5.046 160 A7.000 176 B3.000 280 A1.000 831 D1.000 M705 BA.19.0 1929 CC 4 CYL.
115	83	GASOLINE ENGINE LFW 1762 CC 4 CYL.
115	83	DIESEL ENGINE 198 A5.000 263 A1.000 EURO 5 844 A2.000 939 B5.000 1956 CC - 4 CYL.
116	83	DIESEL ENGINE 138 A5.000 138 B6.000 1714 CC 4 CYL.



FIAT AUTO		
PAG.	DIA.	ENGINES MOTORI
116	83	DIESEL ENGINE D9B D9B XUD9A DJY 1905 CC 4 CYL.
117	83	DIESEL ENGINE D8B DHX XUD9TF XUD9L 1905 CC 4 CYL.
117	84	GASOLINE ENGINE 169 B 1796 CC 4 CYL.
118	85	DIESEL ENGINE RHM DW10ATED4 RHW DW10ATED4 1997 CC 4 CYL.
118	85	DIESEL ENGINE DW12BTED4 4HT EURO 4 2179 CC 4 CYL.
119	85	DIESEL ENGINE RHK - EURO 4 RHV - DW10 RHX RHZ 1997 CC - 4 CYL.
119	85	DIESEL ENGINE RHR DW10BTED4 1997 CC 4 CYL.
120	86	GASOLINE ENGINE 2.0 SE 1998 CC 4 CYL.
120	86	GASOLINE ENGINE RFV 1998 CC 4 CYL.

121	86	GASOLINE ENGINE RFU - XU10J2C RFW 1998 CC 4 CYL.
121	86	DIESEL ENGINE 4HV - P22DTE EURO 4 2198 CC - 4CYL.
122	86	DIESEL ENGINE 4HV - P22DTE EURO 4 2198 CC 4 CYL.
122	86,4	GASOLINE ENGINE 159 A3.000 159 A3.046 159 A3.048 160 A2.000 176 A9.000 220 A2.000 835 C1.000 1581 CC 4 CYL.
123	86,4	GASOLINE ENGINE 178 B3.000 182 A4.000 182 A6.000 185 A3.000 EURO 2 1581 CC 4 CYL.
123	88	GASOLINE ENGINE XN1T 170B 170D 1971 CC 4 CYL.
124	88	DIESEL ENGINE : F1 AE 0481 D Euro 4 2287 CC 4 CYL.
124	88	DIESEL ENGINE : F1AE 3481 D 2287 CC 4 CYL.

125	88	DIESEL ENGINE F1AE 0481C EURO 3 2287 CC 4 CYL.
125	92	DIESEL ENGINE THY - DK5ATE 2446 CC 4 CYL.
126	93	DIESEL ENGINE 8140.58 U 8140.61 8140.61.200 8140.61.201 8140.61.202 8140.61.203 8140.61.204 8140.61.207 8140.61.208 8140.61.212 8140.61.216 8140.61.217 8140.61.235 8140.61.300 8140.61.303 8140.68 U 8142.61 8144.61 8144.61.200 2445 CC 4 CYL.
126	93	DIESEL ENGINE 8144.67 2499 CC 4 CYL.
127	93	DIESEL ENGINE 8140.07.3700 2499 CC 4 CYL.
127	93	DIESEL ENGINE 8140.27.200 8140.27.2101 2499 CC 4 CYL.
128	93	DIESEL ENGINE CRD93L U25/661 B25.637 2498 CC 4 CYL.
128	94,4	DIESEL ENGINE 8140.63 2798 CC 4 CYL.



FIAT AUTO		
PAG.	DIA.	ENGINES MOTORI
129	94,4	DIESEL ENGINE 8140.23.3700 8140.23.3761 8140.23.3801 8140.23.3861 8140.23.3900 8140.43.2200 8140.43.2210 8140.43.3700 8140.43.3711 8140.43.3731 8140.43.3780 EURO 2 8140.43C.4030 EURO 3 2799 CC 4 CYL.
129	94,4	DIESEL ENGINE 8140.43 N 8140.43 S 125 TCA 2798 CC 4 CYL.
130	95,8	DIESEL ENGINE : F1CE 0481D F1CE 0481E Euro 4 4P10-TE EURO 5 2999 CC 4 CYL.
130	93	DIESEL ENGINE 8144.21 8144.21.200 8140.21.220 2445 CC 4 CYL.
131	94,4	DIESEL ENGINE 8140.23.3900 8140.43 2798 CC 4 CYL.
FORD		
PAG.	DIA.	ENGINES MOTORI
131	70,8	GASOLINE ENGINE 169 A4.000 FP4 1242 CC 4 CYL.

132	71,9	GASOLINE ENGINE DHA - DHB DHC - DHD DHE - DHF DHG ZH12 1242 CC 4 CYL.
132	71,9	GASOLINE ENGINE M2DA EURO 5 SFDA EURO 5 M2GA - M2GB SFCA - SFCB SFCC - SFCD SFJA - SFJB SFJC - SFJD ECOBOOST 998 CC 3 CYL.
133	73,7	DIESEL ENGINE F6JA F6JB 1399 CC 4 CYL.
133	74	GASOLINE ENGINE JLA 1297 cc 4 cyl.
134	74	GASOLINE ENGINE J4K - J4M - J4N J4P - J4R - J4T EFI JBA - JBB - JBC JBD OHV 1297 cc 4 cyl.
134	75	DIESEL ENGINE T1DA - T1DB T3DA - T3DB T3JA - T3JB TZJA - TZJB 1560 CC 4 CYL.
135	75	DIESEL ENGINE G8DA - G8DB HDDA - HDDB HHDA EURO 4 HHDB EURO 4 1560 CC 4 CYL.

135	76	GASOLINE ENGINE DOHC ZETEC 1597 CC 4 CYL.
136	79	GASOLINE ENGINE M8MA - M8DA M9MA - M9DA M9DB - DXA CB7 DXA-CEU DM2 ECOBOOST 1499 CC 4 CYL.
136	79	GASOLINE ENGINE ZH16 ZETEC S 1596 CC 4 CYL.
137	79,51	DIESEL ENGINE AFN AHU AVG 1896 CC - 4 CYL.
137	79,51	DIESEL ENGINE AFN AHU AVG 1896 CC - 4 CYL.
138	79,51	DIESEL ENGINE AUY 1896 CC 4 CYL.
138	79,51	DIESEL ENGINE AUY 1896 CC 4 CYL.
139	79,51	DIESEL ENGINE ANU - ATD AXR - BJB BKC - BXE BXF - BXJ 1896 CC 4 CYL.



FORD		
PAG.	DIA.	ENGINES MOTORI
139	79,51	DIESEL ENGINE ANU - ATD AXR - BJB BKC - BXE BXF - BXJ 1896 CC 4 CYL.
140	79,51	DIESEL ENGINE ASZ 1896 CC 4 CYL.
140	79,51	DIESEL ENGINE ASZ 1896 CC 4 CYL.
141	79,51	DIESEL ENGINE 1Z AFN AHU AVG 1896 CC - 4 CYL.
141	79,51	DIESEL ENGINE 1Z AFN AHU AVG 1896 CC - 4 CYL.
142	81	DIESEL ENGINE AJD - V6 2720 CC 6 CYL.
142	81,01	GASOLINE ENGINE AAA AMY 2792 CC 6 CYL.
143	82,5	DIESEL ENGINE RTA - RTB - RTC RTD - RTE - RTF RTG - RTH - RTJ RTK 1753 CC 4 CYL.

143	82,5	DIESEL ENGINE RFA - RFB - RFD RFK - RFL - RFM RFN - RFS - RFU RVA 1753 CC 4 CYL.
144	82,5	DIESEL ENGINE KKDA EURO 4 1753 CC 4 CYL.
144	82,5	DIESEL ENGINE BHPA - FFBA HCPA - HCPB HCBA - KHBA P7PA - P7PB P9PA - P9PB P9PC - P9PD QYBA - QYWA RWPA - RWPC RWPD - RWPE RWPF - R2PA R3PA 1753 CC 4 CYL.
145	85	DIESEL ENGINE AZBA - AZBC AZWC - G6DA G6DB - G6DC G6DE - G6DF G6DG KLBA EURO 4 LPBA QXBA - QXBB EURO 4 TYBA - UFBA UKDA 1997 CC 4 CYL.
145	86	GASOLINE ENGINE XU10J4 1998 CC 4 CYL.
146	86	DIESEL ENGINE F3FA - FMBA HJBA - HJBB HJBC - N7BA 1998 CC 4 CYL.

146	86	DIESEL ENGINE CYRA - CYRB CYRC - SRFA SRFB - SRFC SRFD - SRFE UHFA - UHFB UHFC 2198 CC - 4 CYL.
147	86	DIESEL ENGINE CVF5 - CVRA CVRB - CVRC CYFA - GBVAJPF GBVAJQJ GBVAJQW 2198 CC - 4CYL.
147	86	DIESEL ENGINE CD 132 DURATORQ TDCI 2200 CC 4 CYL.
148	86	DIESEL ENGINE PGFA - PGFB QVFA - QWFA CYFA EURO 4 2198 CC 4 CYL.
148	86	DIESEL ENGINE ABFA D5BA D6BA 1998 CC 4 CYL.
149	86	DIESEL ENGINE P8FA P8FB EURO 4 2198 CC 4 CYL.
149	87,5	GASOLINE ENGINE MGDA DURATECH 20 TURBO 1957 CC 4 CYL.
150	89,9	DIESEL ENGINE D2FA D2FB D2FE F4FA 2402 CC 4 CYL.



FORD		
PAG.	DIA.	ENGINES MOTORI
150	89,9	DIESEL ENGINE D2FA D2FB D2FE F4FA 2402 CC 4 CYL.
151	89,9	DIESEL ENGINE D4FA FXFA 2402 CC 4 CYL.
151	89,9	DIESEL ENGINE D4FA DOFA FXFA 2402 CC 4 CYL.
152	89,9	DIESEL ENGINE H9FA EURO 4 H9FB EURO 4 JXFA EURO 4 JXFC 2402 CC 4 CYL.
152	89,9	DIESEL ENGINE PHFA PHFC EURO 4 2402 CC 4 CYL.
153	89,9	DIESEL ENGINE H9FA EURO 4 2402 CC 4 CYL.
153	89,9	DIESEL ENGINE V184 TDCI 2402 CC 4 CYL.
154	93,67	DIESEL ENGINE 4EA 2496 CC 4 CYL.
154	93,67	DIESEL ENGINE 4AB 2496 CC 4 CYL.

155	93,67	DIESEL ENGINE 4HB 4HC 4ED 2496 CC 4 CYL.
155	93,67	DIESEL ENGINE 4GB - 4GC 4GD - 4GE 4GF - 4HA 4HD 2496 CC 4 CYL.
156	94	DIESEL ENGINE XD3T 2498 CC 4 CYL.
156	94	DIESEL ENGINE YTR YTT 2304 CC 4 CYL.
157	94	DIESEL ENGINE STP STR XD3P 2497 CC 4 CYL.
157	80	GASOLINE ENGINE CVH - EFI LP2-LRA - LRB LR1 - LUA - LUJ 1597 CC 4 CYL.
158	80,01	DIESEL ENGINE LTA LTB LTC KENT 1608 CC 4 CYL.
158	80,6	GASOLINE ENGINE RDA - RDB RKA - RKB RKC - RQB RQC - ZETA 1796 CC 4 CYL.

159	82,5	DIESEL ENGINE FFDA EURO 2 F9DA F9DB 1753 CC 4 CYL.
159	83,01	GASOLINE ENGINE CGBA - CGBB CHBA - CHBB CSDA - CSDB QQDA - QQDB Q7DA 1798 CC 4 CYL.
160	87,515	GASOLINE ENGINE TNWA TNWB TPBA TPWA 1999 CC 4 CYL.
160	93,67	DIESEL ENGINE 4BA - 4CA 4DA - 4FA YORK 4GA - 4GB 4GC 2496 CC 4 CYL.
FOTON		
PAG.	DIA.	ENGINES MOTORI
161	93	DIESEL ENGINE 4JB1 - T 2771 CC 4 CYL.
GAC GONOW		
PAG.	DIA.	ENGINES MOTORI
161	93	DIESEL ENGINE 4JB1 - T 2771 CC 4 CYL.
GM HOLDEN		
PAG.	DIA.	ENGINES MOTORI
162	77,6	GASOLINE ENGINE X 14 XE 1389 CC 4 CYL.
162	77,6	GASOLINE ENGINE Z 14 XE 1389 CC 4 CYL.



GM HOLDEN			
PAG.	DIA.	ENGINES	MOTORI
163	77,6	GASOLINE ENGINE C 14 NZ 1389 CC 4 CYL.	
163	77,6	GASOLINE ENGINE C 14 SE 1389 CC 4 CYL.	
164	79	GASOLINE ENGINE A 16 LET EURO 5 1598 CC 4 CYL.	
164	79	GASOLINE ENGINE X 16 XE X 16 XEL 1598 CC 4 CYL.	
165	79	GASOLINE ENGINE Z 16 SE Z 16 XE 1598 CC 4 CYL.	
165	86	GASOLINE ENGINE C 20 NE 1998 CC 4 CYL.	
166	93	DIESEL ENGINE 4JB1 - T 2771 CC 4 CYL.	
GREAT WALL			
PAG.	DIA.	ENGINES	MOTORI
166	93	DIESEL ENGINE 4JB1 - T 2771 CC 4 CYL.	
HONDA			
PAG.	DIA.	ENGINES	MOTORI
167	79	DIESEL ENGINE 4EE-2 1686 CC 4 CYL.	

HYUNDAI			
PAG.	DIA.	ENGINES	MOTORI
167	75,5	GASOLINE ENGINE G4EH / VF2 G4EK / VA2 G4EK / VF2 G4EK / JF3 G4EK / JW2 1495 CC 4 CYL.	
168	76,51	GASOLINE ENGINE G6BA - G 2656 CC 6 CYL.	
168	83	DIESEL ENGINE D3EA 1493 CC 3 CYL. D4EA 1991 CC 4 CYL.	
169	83	DIESEL ENGINE D4EA / JM D4EA/HD51 D4EA/EU4 EURO 4 1991 CC 4 CYL.	
169	83	DIESEL ENGINE D4EA / JM D4EAV EURO 3 1991 CC 4 CYL.	
170	91	DESEL ENGINE DC4B EURO 4 2497 CC 4 CYL.	
170	91,1	DIESEL ENGINE 4D56TI 2469 CC 4 CYL.	
171	91,1	DIESEL ENGINE 4D56TI 2469 CC 4 CYL.	

171	91,1	DIESEL ENGINE D4BA H100 2497 CC 4 CYL.	
172	91,1	DIESEL ENGINE D4BB 2477 CC 4 CYL.	
ISUZU			
PAG.	DIA.	ENGINES	MOTORI
172	76	DIESEL ENGINE 4EC1 1488 CC 4 CYL.	
173	76	DIESEL ENGINE 4EC1T 1488 CC 4 CYL.	
173	79	DIESEL ENGINE 4EE1 1686 CC 4 CYL.	
174	79	DIESEL ENGINE TC4EE1 1686 CC 4 CYL.	
174	86	GASOLINE ENGINE C 20 NE 1998 CC 4 CYL.	
175	88	DIESEL ENGINE 4FD1 2189 CC 4 CYL.	
175	93	DIESEL ENGINE 4JB1 - T 2771 CC 4 CYL.	



IVECO		
PAG.	DIA.	ENGINES MOTORI
176	88	DIESEL ENGINE : F1AE 0481H F1AE 0481R F1AE 0481U F1AE 0481V F1AE 0481FA F1AE 0481GA F1AE 0481M Euro 4 2287 CC 4 CYL.
176	88	DIESEL ENGINE : F1AE 3481 B F1AE 3481 C F1AFL 411A F1AFL 411B F1AFL 411C EURO 5 2287 CC 4 CYL.
177	88	DIESEL ENGINE F1AE 0481A F1AE 0481B EURO 3 2287 CC 4 CYL.
177	93	DIESEL ENGINE 8140.21.200 2445 CC 4 CYL.
178	93	DIESEL ENGINE 8140.27.200 8140.27.2101 2499 CC 4 CYL.
178	94,4	DIESEL ENGINE 8140.63.2200 2798 CC 4 CYL.
179	94,4	DIESEL ENGINE 8140.07.2585 8140.07.2700 8140.07.2712 8140.07.3700 2499 CC 4 CYL.

179	94,4	DIESEL ENGINE 8140.23.3700 8140.23.3900 8140.43.3700 8140.43.3728 2798 CC 4 CYL.
180	94,4	DIESEL ENGINE 8140.43 N 8140.43 S EURO 3 125 TCA 2798 CC 4 CYL.
180	95,8	DIESEL ENGINE : F1CE 0481A EURO 3 F1CE 0481B EURO 3 F1CE 0481D EURO 4 F1CE 0481FA EURO 4 F1CE 0481HA EEV F1CE 0481HC EURO 4 F1CE 0481L EURO 4 2998 CC 4 CYL.
JAGUAR		
PAG.	DIA.	ENGINES MOTORI
181	81	DIESEL ENGINE AJD - V6 2720 CC 6 CYL.
181	84	DIESEL ENGINE 306 DT EURO 5 LION 3.0 V6 2993 CC 6 CYL.
182	85	DIESEL ENGINE 224 DT 2179 CC 4 CYL.
182	85	DIESEL ENGINE 224 DT 2179 CC 4 CYL.
183	86	DIESEL ENGINE FMBA 1998 CC 4 CYL.

JCB		
PAG.	DIA.	ENGINES MOTORI
183	103	DIESEL ENGINE 444 T3 444 TC 4400 CC 4 CYL.
184	103	DIESEL ENGINE SB 444 4400 CC 4 CYL.
JEEP		
PAG.	DIA.	ENGINES MOTORI
184	86	DIESEL ENGINE J8S 800 2068 CC 4 CYL.
185	86	DIESEL ENGINE J8S - 814 2068 CC 4 CYL.
KIA		
PAG.	DIA.	ENGINES MOTORI
185	83	DIESEL ENGINE D4EA EURO 3 1991 CC 4 CYL.
186	83	DIESEL ENGINE D4EA / FJ D4EAV / FJ D4EA / ED D4EA / FSGDY6B D4EA / FS24 D4EA / JES EURO 4 1991 CC 4 CYL.
186	83	DIESEL ENGINE D4EA / JES EURO 3 1991 CC 4 CYL.



LADA		
PAG.	DIA.	ENGINES MOTORI
187	83	DIESEL ENGINE XUD9A 1905 CC 4 CYL.
187	83	DIESEL ENGINE XUD9SD 1905 CC 4 CYL.
LANCIA		
PAG.	DIA.	ENGINES MOTORI
188	69,6	DIESEL ENGINE 199 B1.000 EURO 5 1248 CC 4 CYL.
188	69,6	DIESEL ENGINE 199 A3.000 1248 CC 4 CYL.
189	69,6	DIESEL ENGINE 188 A9.000 199 A2.000 EURO 4 1248 CC 4 CYL.
189	70,8	GASOLINE ENGINE 169 A4.000 1242 CC 4 CYL.
190	70,8	GASOLINE ENGINE 176B.9000 FIRE 1242 CC 4 CYL.
190	70,8	GASOLINE ENGINE 840 A3.000 1242 CC 4 CYL.
191	70,8	GASOLINE ENGINE 188 A5.000 EURO 3 1242 CC 4 CYL.

191	72	GASOLINE ENGINE 198 A1.000 198 A4.000 1242 CC 4 CYL.
192	72	GASOLINE ENGINE 350A1.000 1368 CC - 4 CYL.
192	80,5	GASOLINE ENGINE 182 B6.000 1596 CC 4 CYL.
193	80,5	GASOLINE ENGINE 160 A1.046 836 A4.000 1372 CC 4 CYL.
193	82	DIESEL ENGINE 841 G.000 841 M.000 841 N.000 5 CYL. 2387 CC 5 CYL.
194	82	DIESEL ENGINE 188 B2.000 4 CYL. 839 A6.000 841 C.000 5 CYL 937 A.2000 AR 37101 4 CYL. EURO 3 1910 4 CYL. 2387 CC - 5 CYL.

194	82	DIESEL ENGINE 188 B2.000 4 CYL. 839 A6.000 841 C.000 5 CYL 937 A.2000 AR 37101 4 CYL. EURO 3 1910 4 CYL. 2387 CC - 5 CYL.
195	82,6	DIESEL ENGINE 831 D.000 831 D1.000 1929 CC 4 CYL
195	83	DIESEL ENGINE 198 A5.000 844 A2.000 1956 CC - 4 CYL.
196	85	DIESEL ENGINE RHM DW10ATED4 RHW DW10ATED4 1997 CC 4 CYL.
196	85	DIESEL ENGINE RHK DW10UTED4 RHZ DW10ATED 1997 CC - 4 CYL.
197	85	DIESEL ENGINE RHR DW10BTED4 EURO 4 1997 CC 4 CYL.
197	86,4	GASOLINE ENGINE 835 A1.000 835 A1.046 835 C1.000 1581 CC 4 CYL.



LANCIA		
PAG.	DIA.	ENGINES MOTORI
198	86,4	GASOLINE ENGINE 182 A4.000 182 A6.000 1581 CC 4 CYL.
LAND ROVER		
PAG.	DIA.	ENGINES MOTORI
198	80	DIESEL ENGINE 25 6T 2497 CC 6 CYL.
199	81	DIESEL ENGINE 276 DT EURO 4 2720 CC 6 CYL.
199	84	DIESEL ENGINE 306 DT EURO 5 LION 3.0 V6 2993 CC 6 CYL.
200	84	DIESEL ENGINE M47 R 1951 CC 4 CYL.
200	84	DIESEL ENGINE M47 D20R TD6 1951 CC 4 CYL.
201	85	DIESEL ENGINE DW12BTED4 EURO 4 2179 CC 4 CYL.
201	85	DIESEL ENGINE 224 DT EURO 4 - 5 2179 CC 4 CYL.
202	87,515	GASOLINE ENGINE 204PT EURO 5 1999 CC 4 CYL.

202	88,86	DIESEL ENGINE 22D 24D 25D 3528 CC 8 CYL.
203	88,86	DIESEL ENGINE 11D 31D 3528 CC 8 CYL.
203	90,475	GASOLINE ENGINE 10H SANTANA II 109-110 2286 CC 4 CYL.
204	90,475	DIESEL ENGINE 14L 16L 19L 23L 2495 CC 4 CYL.
204	90,475	DIESEL ENGINE 2.3 L 10 J 3.3 L 88 II - IIA - 88 III 90 II - 90 IIA 90 III - 109 IIA 109 III - 110 2286 CC 4 CYL. 3249 CC 6 CYL.
MARUTI		
PAG.	DIA.	ENGINES MOTORI
205	65,5	GASOLINE ENGINE F10A 970 CC 4 CYL.
205	74	GASOLINE ENGINE G13BA 1299 CC 4 CYL.
206	75	GASOLINE ENGINE G16 B 1590 CC 4 CYL.

MAZDA		
PAG.	DIA.	ENGINES MOTORI
206	71,9	GASOLINE ENGINE ZH12 1242 CC 4 CYL.
207	73,7	DIESEL ENGINE F6JA F6JB 1399 CC 4 CYL.
207	74	GASOLINE ENGINE JJK - JJM J4R - J4T 1297 cc 4 cyl.
208	75	DIESEL ENGINE Y601 Y642 1560 CC 4 CYL.
208	82,5	DIESEL ENGINE RTJ RTK 1753 CC 4 CYL.
209	83,01	GASOLINE ENGINE CHBB 1798 CC 4 CYL.
209	86	DIESEL ENGINE RF COMPRES 1998 CC 4 CYL.
210	86	DIESEL ENGINE RF5C 4 CYL. 1998 CC
210	93	DIESEL ENGINE WL - T 2500 CC 4 CYL.



MERCEDES		
PAG.	DIA.	ENGINES MOTORI
211	63,5	GASOLINE ENGINE M 160 E6AL B03 M 160 E6AL B04 M 160 E6AL B05 599 CC 3 CYL.
211	72,2	GASOLINE ENGINE M 200.711 4 CYL. 1197 CC
212	83	DIESEL ENGINE OM 642.838 OM 642.853 OM 642.854 OM 642.858 OM 642.862 OM 642.868 OM 642.872 OM 642 LS DE 30 LA 2987 CC 6 CYL.
212	87	DIESEL ENGINE OM 601.911 OM 601.912 OM 601.913 4 CYL. OM 602.911 OM 602.912 OM 602.930 OM 602.931 OM 602.938 OM 602.939 OM 602.990 5 CYL. OM 603.912 OM 603.913 OM 603.931 6 CYL. 1997 CC 4 CYL. 2497 CC 5 CYL. 2996 CC 6 CYL. CONN.ROD DIST.22,15 MM

213	87	DIESEL ENGINE OM 615.910 OM 615.911 OM 615.912 OM 615.914 OM 615.916 OM 615.917 OM 615.918 OM 615.919 OM 615.930 OM 615.936 OM 615.937 OM 615.938 OM 615.939 OM 615.941 2197 CC 4 CYL.
213	87	DIESEL ENGINE OM 615.940 OM 615.963 OM 615.970 1988 CC 4 CYL.
214	65,5	DIESEL ENGINE OM 660.914 OM 660.950 OM 660.951 799 CC 3 CYL.
214	80,01	DIESEL ENGINE OM 622.951 R9M 1598 CC 4 CYL.
215	81,01	GASOLINE ENGINE M 104.900 2792 CC 6 CYL.
215	82	GASOLINE ENGINE M 271.948 M 271.950 M 271.951 M 271.954 M 271.955 M 271.956 M 271.957 1796 CC 4 CYL.
216	82,9	GASOLINE ENGINE M 103.940 M 103.941 M 103.942 M 103.943

216	83	GASOLINE ENGINE M 266.920 1498 CC 4 CYL.
217	83	DIESEL ENGINE OM 639.939 1493 CC 3 CYL. OM 640.940 OM 640.941 OM 640.942 1991 CC 4 CYL.
217	83	DIESEL ENGINE OM 651.911 OM 651.912 OM 651.913 OM 651.916 OM 651.924 OM 651.925 OM 651.940 OM 651.955 OM 651.956 OM 651.957 OM 651.960 OM 651.961 OM 651.980 2143 CC 4 CYL.
218	83,01	DIESEL ENGINE OM 642.910 OM 642-920 OM 642.921 OM 642.930 OM 642.932 OM 642.940 OM 642.950 OM 642.960 OM 642.961 OM 642.970 2987 CC 6 CYL.
218	83,01	DIESEL ENGINE OM 642.910 OM 642-920 OM 642.921 OM 642.930 OM 642.932 OM 642.940 OM 642.950 OM 642.960 OM 642.961 OM 642.970 2987 CC 6 CYL.



MERCEDES		
PAG.	DIA.	ENGINES MOTORI
219	86	DIESEL ENGINE OM 629.910 OM 629.911 OM 629.912 3996 CC 8 CYL.
219	87	DIESEL ENGINE OM 602.911 OM 602.961 OM 602.962 OM 602.993 5 CYL. OM 603.950/400 OM 603.960 OM 603.961 OM 603.962 OM 603.963 6 CYL. 2497 CC 5 CYL. 2996 CC 6 CYL.
220	87	DIESEL ENGINE OM 604.915 OM 604.917 4 CYL. OM 605.910 OM 605.911 OM 605.912 5 CYL. OM 606.910 OM 606.912 6 CYL. 1997 CC 4 CYL. 2497 CC 5 CYL. 2996 CC 6 CYL.
220	88	DIESEL ENGINE OM 611.960 OM 611.961 OM 611.980 OM 611 LA 2148 CC 4 CYL.

221	88	DIESEL ENGINE OM 611.961 OM 611.962 OM 611.980 OM 611.981 OM 611.983 OM 611.987 EURO 3 OM 611 LA 2148 CC 4 CYL. OM 612.961 OM 612.962 OM 612.963 OM 612.965 OM 612.966 OM 612.967 OM 612.981 OM 612.983 EURO 3 2685 CC 5 CYL. OM 613.960 OM 613.961 3222 CC 6 CYL.
221	88	DIESEL ENGINE OM 646.986 EURO 4 2148 CC 4 CYL.
222	88	DIESEL ENGINE OM 646.811 OM 646.812 OM 646.820 OM 646.821 2148 CC 4 CYL.
222	88	DIESEL ENGINE M 272.911 M 272.920 M 272.921 - M 272.922 M 272.940 - M 272.941 M 272.942 - M 272.943 M 272.944 M 272.945 M 272.946 - M 272.947 M 272.949 - M 272.952 2996 CC 6 CYL.

223	88	DIESEL ENGINE OM 611.961 OM 611.962 OM 611.980 OM 611.981 OM 611.987 OM 611 LA 2148 CC 4 CYL . OM 612.961 OM 612.962 OM 612.963 OM 612.965 OM 612.966 OM 612.967 OM 612.981 OM 612.983 2685 CC 5 CYL. OM 613.960 OM 613.961 3222 CC 6 CYL.
223	88	DIESEL ENGINE OM 611.961 OM 611.962 OM 611 LA OM 611.980 OM 611.981 OM 611.987 2151 CC 4 CYL . OM 612.961 OM 612.962 OM 612.963 OM 612.965 OM 612.966 OM 612.967 OM 612.981 OM 612.983 2686 CC 5 CYL. OM 613.960 OM 613.961 3222 CC 6 CYL.
224	88	DIESEL ENGINE OM 646.980 OM 646.984 OM 646.985 OM 646.989 OM 646.990 OM 646.992 2148 CC 4 CYL. OM 647.961 OM 647.981 2685 CC 5 CYL. OM 648.960 OM 648.961 3222 CC 6 CYL.



MERCEDES		
PAG.	DIA.	ENGINES MOTORI
224	88,5	GASOLINE ENGINE M 103.980 M 103.981 M 103.982 M 103.983 M 103.985 2960 CC 6 CYL.
225	89	GASOLINE ENGINE M 102.920 M 102.921 M 102.922 M 102.924 M 102.961 M 102.962 M 102.963 M 102.964 1996 CC 4 CYL.
225	89	DIESEL ENGINE OM 601.970 2299 CC 4 CYL. OM 603.970 OM 603.971 OM 603.972 3449 CC 6 CYL.
226	89	DIESEL ENGINE OM 602.980 EURO 2 OM 602.982 OM 602.983 OM 602.984 OM 602.985 EURO 2 OM 602.986 OM 602.989 EURO 2 2874 CC 5 CYL.

226	89	DIESEL ENGINE OM 601.900 OM 601.940 OM 601.941 OM 601.942 OM 601.943 OM 661.991 2299 CC 4 CYL. OM 602.900 OM 602.940 OM 602.941 OM 602.942 OM 602.946 OM 602.947 OM 602.948 OM 602.991 OM 602.994 OM 602.995 OM 662.911 2874 CC 5 CYL.
227	89,9	GASOLINE ENGINE M 111.E20 M 111.940 M 111.941 1998 CC 4 CYL.
227	89,9	GASOLINE ENGINE M 111.942 M 111.945 M 111.946 M 111.950 M 111.951 M 111.952 1998 CC 4 CYL.
228	89,9	GASOLINE ENGINE M 111.960 M 111.961 2199 CC 4 CYL.
228	89,9	GASOLINE ENGINE M 112.912 M 112.913 M 112.914 M 112.915 M 112.916 M 112.917 2597 CC 6 CYL.

229	90,9	DIESEL ENGINE OM 616.910 OM 616.911 OM 616.912 OM 616.916 OM 616.917 OM 616.918 OM 616.919 2399 CC 4 CYL. OM 617.910 OM 617.912 OM 617.919 2998 CC 5 CYL.
229	90,9	DIESEL ENGINE OM 616.910-911 OM 616.912-913 OM 616.914-917 OM 616.918-932 OM 616.933-934 OM 616.936-937 OM 616.938-939 OM 616.940-942 OM 616.944-960 OM 616.961-962 OM 616.963 2399 CC 4 CYL. OM 617.912 OM 617.913 OM 617.919 OM 617.931 OM 617.932 OM 617.933 2998 CC 5 CYL.
230	92,9	GASOLINE ENGINE M 272.960 M 272.961 M 272.964 M 272.965 M 272.966 M 272.967 M 272.970 M 272.971 M 272.972 M 272.975 M 272.977 M 272.978 M 272.979 M 272.980 M 272.988 M 272.991 EURO 4 3498 CC 6 CYL. M 273.922 M 273.923 M 273.924 4663 CC - 8 CYL.



MERCEDES		
PAG.	DIA.	ENGINES MOTORI
230	92,9	GASOLINE ENGINE M 278.920 M 278.922 M 278.927 M 278.928 M 278.929 M 278.932 4663 CC 8 CYL.
MINI		
PAG.	DIA.	ENGINES MOTORI
231	95,5	GASOLINE ENGINE M 102.979 M 102.980 M 102.981 M 102.982 M 102.985 2299 CC 4 CYL.
231	75	DIESEL ENGINE 9HZ - DV6TED4 EURO 4 1560 CC 4 CYL.
232	77	GASOLINE ENGINE EP3 1397 CC 4 CYL.
232	77	GASOLINE ENGINE N18 B16A 1598 CC 4 CYL.
233	77	GASOLINE ENGINE N14B16A 1598 CC 4 CYL.
233	77	GASOLINE ENGINE N12 B16A 1598 CC 4 CYL.
MITSUBISHI		
PAG.	DIA.	ENGINES MOTORI
234	85	DIESEL ENGINE 4HK 4HN EURO 4 2179 CC 4 CYL.

234	91,1	DIESEL ENGINE 4D56DI - D 2477 CC 4 CYL.
235	91,1	DIESEL ENGINE 4D56DI - D 2477 CC 4 CYL.
235	91,1	DIESEL ENGINE 4D56T 2469 CC 4 CYL.
236	91,1	DIESEL ENGINE 4D56T 2469 CC 4 CYL.
236	91,1	DIESEL ENGINE 4D55T 2346 CC 4 CYL.
237	91,1	DIESEL ENGINE 4D55TDI 4D56TDI 2477 CC 4 CYL.
237	91,1	DIESEL ENGINE 4D55TDI 4D56TDI 2477 CC 4 CYL.
238	95,8	DIESEL ENGINE : 4P10 - T2 EURO 5 4P10 - T6 EURO 5 2999 CC 4 CYL.
NISSAN		
PAG.	DIA.	ENGINES MOTORI
238	69	GASOLINE ENGINE D4F 712 1149 CC 4 CYL.
239	72,2	GASOLINE ENGINE H4B 408 3 CYL. 898 CC

239	76	DIESEL ENGINE K9K 270 K9K 274 K9K 700 K9K 704 K9K 708 K9K 710 K9K 714 K9K 722 1461 CC 4 CYL.
240	76	DIESEL ENGINE K9K 270 K9K 274 K9K 700 K9K 704 K9K 708 K9K 710 K9K 714 K9K 722 1461 CC 4 CYL.
240	78,5	GASOLINE ENGINE TU5JP4 1587 CC 4 CYL.
241	79,5	GASOLINE ENGINE K4M 752 1598 CC 4 CYL.
241	80,01	DIESEL ENGINE R9M R9M 413 R9M 452 1598 CC 4 CYL.
242	80,01	DIESEL ENGINE F9Q 760 F9Q 762 F9Q 772 F9Q 774 1870 CC 4 CYL.
242	83	DIESEL ENGINE SD 20 1991 CC 4 CYL. SD 22 2164 CC 4 CYL. SD 30 2987 CC 6 CYL. SD 33 3246 CC 6 CYL.



NISSAN		
PAG.	DIA.	ENGINES MOTORI
243	84	DIESEL ENGINE M9R 760 M9R 780 EURO 4 M9R 782 1995 CC 4 CYL.
243	85	DIESEL ENGINE RD 28 T 2826 CC 6 CYL.
244	85	DIESEL ENGINE LD 20 LD 20 E 1952 CC 4 CYL.
244	85	DIESEL ENGINE LD 20 II 1952 CC 4 CYL. RD 28 2826 CC 6 CYL.
245	85	DIESEL ENGINE M9T 702 M9T 710 2298 CC 4 CYL.
245	85,01	DIESEL ENGINE M9T 670 M9T 672 EURO 5 M9T 676 EURO 4 M9T 678 M9T 680 M9T 686 M9T 690 EURO 5 M9T 692 M9T 694 M9T 696 EURO 4 M9T 698 EURO 5 2298 CC 4 CYL.
246	87	DIESEL ENGINE LD 23 EURO 2 2283 CC 4 CYL.

246	87,01	DIESEL ENGINE G9T 720 G9T 722 G9T 750 2188 CC 4 CYL.
247	89	DIESEL ENGINE YD 25 DDTi 2488 CC 4 CYL.
247	89	DIESEL ENGINE YD 25 DDTi 2488 CC 4 CYL.
248	89	DIESEL ENGINE YD 25 DDTi TICD22 2488 CC 4 CYL.
248	89	GASOLINE ENGINE Z24 Z24S Z24i 2389 CC 4 CYL.
249	89	DIESEL ENGINE G9U 720 G9U 730 EURO 3 2464 CC 4 CYL.
249	89	DIESEL ENGINE G9U 720 G9U 730 EURO 3 2464 CC 4 CYL.
250	89	DIESEL ENGINE G9U 650 EURO 4 2464 CC 4 CYL.
250	89	DIESEL ENGINE G9U 650 EURO 4 2464 CC 4 CYL.
251	94	DIESEL ENGINE A 4.28 2820 CC 4 CYL.

251	94	DIESEL ENGINE A 4.28 .1 2820 CC 4 CYL.
252	94	DIESEL ENGINE A 4.28 II 2820 CC 4 CYL.
252	94	DIESEL ENGINE A 4.28 T 2820 CC 4 CYL.
253	96	DIESEL ENGINE BD 30 2953 CC 4 CYL.
253	96	DIESEL ENGINE BD - 30 Ti 2953 CC 4 CYL.
254	96	DIESEL ENGINE BD - 30 Ti 2953 CC 4 CYL.
254	96	DIESEL ENGINE TD 27 TI TD 27 ETi EURO 2 2664 CC 4 CYL.
255	96	DIESEL ENGINE TD 27 T 2664 CC 4 CYL.
255	100	DIESEL ENGINE B 4-40 3990 CC 4 CYL. B 6-60 5985 CC 6 CYL.
256	100	DIESEL ENGINE B 4.40 NA, Euro1 3990 CC 4 CYL.



NISSAN		
PAG.	DIA.	ENGINES MOTORI
256	100	DIESEL ENGINE B 4-40 Ti 3990 CC 4 CYL. B 6.60 Ti - L 5985 CC 6 CYL.
OPEL		
PAG.	DIA.	ENGINES MOTORI
257	69,6	DIESEL ENGINE A13 DTC EURO 5 1248 CC 4 CYL.
257	69,6	DIESEL ENGINE A13 DTE A13 DTR EURO 5 A13 FD EURO 5 Z13 DTE EURO 4 1248 CC 4 CYL.
258	69,6	DIESEL ENGINE Z13DT Z13DTH EURO 4 1248 CC 4 CYL.
258	69,6	DIESEL ENGINE Y13 DT EURO 3 - EURO 4 Z13 DT EURO 4 1248 CC 4 CYL.
259	73,4	GASOLINE ENGINE Z 10 XEP 998 CC 3 CYL.
259	73,4	GASOLINE ENGINE Z 14 XEP 1364 CC 4 CYL.

260	73,4	GASOLINE ENGINE A 12 XEL EURO 5 A 12 XER EURO 5 B 12 XEL 1229 CC 4 CYL.
260	73,4	GASOLINE ENGINE A 14 XEL A 14 XER A 14 XFL B14 XEJ B14 XER EURO 6 1398 CC 4 CYL.
261	75	GASOLINE ENGINE 13 S 13 SB C 13 N 1297 CC 4 CYL.
261	76	DIESEL ENGINE 15D 4EC1 1488 CC 4 CYL.
262	77,6	GASOLINE ENGINE X 14 XE 1389 CC 4 CYL.
262	77,6	GASOLINE ENGINE C 14 SEL X 14 XE ECOTEC 1389 CC 4 CYL.
263	77,6	GASOLINE ENGINE Z 14 XE 1389 CC 4 CYL.
263	77,6	GASOLINE ENGINE 14 NV C 14 NZ X 14 NZ X 14 SF 1389 CC 4 CYL.
264	77,6	GASOLINE ENGINE C 14 SE 1389 CC 4 CYL.

264	79	GASOLINE ENGINE A 16 LET EURO 5 1598 CC 4 CYL.
265	79	GASOLINE ENGINE C 16 NZ E 16 NZ X 16 SZR 1598 CC 4 CYL.
265	79	GASOLINE ENGINE X 16 XE X 16 XEL 1598 CC 4 CYL.
266	79	GASOLINE ENGINE Y 16 XE Z 16 SE Z 16 XE 1598 CC 4 CYL.
266	79	GASOLINE ENGINE Z 16 XEP 1598 CC 4 CYL.
267	79	GASOLINE ENGINE A 16 XER EURO 5 B 16 XER EURO 6 Z 16 XER 1598 CC 4 CYL.
267	79	DIESEL ENGINE 17D 4EE1 1686 CC 4 CYL.
268	79	DIESEL ENGINE 17DT X17DT TC4EE1 1686 CC 4 CYL.
268	79	DIESEL ENGINE Y 17 DT Y 17 DTL 1686 CC 4 CYL.
269	79	DIESEL ENGINE Z 17 DTH 1686 CC 4 CYL.



OPEL		
PAG.	DIA.	ENGINES MOTORI
269	80	DIESEL ENGINE X25 DT X25 TD 2497 CC 6 CYL.
270	80	DIESEL ENGINE F8Q 606 1870 CC 4 CYL.
270	80	DIESEL ENGINE 16 D 16 DA 1598 CC 4 CYL.
271	80	GASOLINE ENGINE 16 SH 1598 CC 4 CYL.
271	80,01	DIESEL ENGINE R9M 408 EURO 5 R9M 413 R9M 450 R9M 452 1598 CC 4 CYL.
272	80,01	DIESEL ENGINE F9Q 760 F9Q 762 F9Q 770 F9Q 772 F9Q 774 1870 CC 4 CYL.
272	82	DIESEL ENGINE Z19 DTH EURO 4 Z19 DTJ 1910 CC 4 CYL.
273	82	DIESEL ENGINE Z19 DT Z19 DTL EURO 4 Z19 DTJ 1910 CC 4 CYL.

273	82	DIESEL ENGINE Z19 DT Z19 DTL EURO 4 Z19 DTJ 1910 CC 4 CYL.
274	82,5	DIESEL ENGINE X 17 DTL 1699 CC 4 CYL.
274	83	DIESEL ENGINE A20 DT A20 DTC A20 DTH A20 DTJ A20 DTL EURO 5 Y20 DTJ Z20 DTJ 1956 CC - 4 CYL.
275	83	DIESEL ENGINE Z 20 1991 CC 4 CYL
275	84	DIESEL ENGINE X20 DTH 1998 CC 4 CYL.
276	84	DIESEL ENGINE X22 DTH Y22 DTH Y22 DTR 2172 CC 4 CYL.
276	84	DIESEL ENGINE X20 DTL Y20 DTL 1998 CC 4 CYL.
277	84	DIESEL ENGINE M9R 780 EURO 4 M9R 782 M9R 786 EURO 4 1995 CC 4 CYL.

277	84	DIESEL ENGINE M9R 630 M9R 692 EURO 5 1995 CC 4 CYL.
278	84	DIESEL ENGINE M9R 630 M9R 692 EURO 5 1995 CC 4 CYL.
278	84,8	GASOLINE ENGINE 18 E 18 SE 18 SEH 18 SV 1795 CC 4 CYL.
279	85	DIESEL ENGINE M9T 700 M9T 702 M9T 710 2298 CC 4 CYL.
279	85,01	DIESEL ENGINE M9T 670 EURO 5 M9T 676 EURO 4 M9T 678 M9T 680 M9T 686 M9T 690 EURO 5 M9T 692 M9T 694 M9T 696 EURO 4 M9T 698 EURO 5 M9T 870 M9T 876 M9T 880 2298 CC 4 CYL.
280	86	GASOLINE ENGINE 2.0 SE 1998 CC 4 CYL.



OPEL		
PAG.	DIA.	ENGINES MOTORI
280	86	GASOLINE ENGINE 20 NE C 20 NE XF 20 F 1998 CC 4 CYL.
281	86	GASOLINE ENGINE X 20 XEV 1998 CC 4 CYL.
281	87,01	DIESEL ENGINE G9T 720 G9T 722 G9T 750 2188 CC 4 CYL.
282	89	DIESEL ENGINE G9U 720 G9U 724 G9U 730 G9U 750 G9U 754 EURO 3 2464 CC 4 CYL.
282	89	DIESEL ENGINE G9U 720 G9U 724 G9U 730 G9U 750 G9U 754 EURO 3 2464 CC 4 CYL.
283	89	DIESEL ENGINE G9U 630 EURO 4 2464 CC 4 CYL.
283	89	DIESEL ENGINE G9U 632 EURO 4 G9U 650 EURO 4 2464 CC 4 CYL.
284	93	DIESEL ENGINE S8U 780 S8U 758 2499 CC 4 CYL.

284	94,4	DIESEL ENGINE S9W 700 S9W 702 EURO 2 2799 CC 4 CYL.
285	94,4	DIESEL ENGINE S9W 700 S9W 702 2798 CC 4 CYL.
285	95	GASOLINE ENGINE C 24 NE 2410 CC 4 CYL.
PEUGEOT		
PAG.	DIA.	ENGINES MOTORI
286	72	GASOLINE ENGINE TU1K TU1M TU1Z 1124 CC 4 CYL.
286	73,7	DIESEL ENGINE 8HT 8HX EURO 3 8HX EURO 4 8HZ DV4TD 1398 CC 4 CYL.
287	75	GASOLINE ENGINE TU3 1361 CC 4 CYL.
287	75	GASOLINE ENGINE XYB6 XY7 XY8 150D 1360 CC 4 CYL.
288	75	GASOLINE ENGINE XZ5 129 1219 CC 4 CYL.
288	75	DIESEL ENGINE TUD3 1360 CC 4 CYL.

289	75	GASOLINE ENGINE TU3JP L4 KFV EURO 4 1360 CC 4 CYL.
289	75	DIESEL ENGINE 9HC - DV6C 9HD - DV6C 9HD - DV6CTED EURO 4 9HH - DV6DUM 9HL - DV6C 9HP - DV6DTED EURO 4 9HR - DV6C EURO 5 DV6DTED4 EURO 4 1560 CC 4 CYL.
290	75	DIESEL ENGINE 9HU - DV6UTED4 9HX - DV6ATED4 9HY - DV6TED4 9HZ - DV6TED4 EURO 4 1560 CC 4 CYL.
290	77	GASOLINE ENGINE 8FR 8FS EP3 1397 CC 4 CYL.
291	77	GASOLINE ENGINE 5FW EP6 1598 CC 4 CYL.
291	77	GASOLINE ENGINE 5FH - EP6C 5FK - EP6CB 5FS - EP6C 5F01 1598 CC 4 CYL.
292	77	DIESEL ENGINE VJX - TUD5 VJY - TUD5 1527 CC 4 CYL.
292	78,5	GASOLINE ENGINE NFU - TU5JP4 1587 CC 4 CYL.



PEUGEOT		
PAG.	DIA.	ENGINES MOTORI
293	78,5	GASOLINE ENGINE NFX 1587 CC 4 CYL.
293	80	DIESEL ENGINE 161A A9A XUD7 1769 CC 4 CYL.
294	80	DIESEL ENGINE XID 80 XIDL 1548 CC 4 CYL.
294	80	DIESEL ENGINE XUD 7 TE A8A A8B AJZ - XUD7TEY 1769 CC 4 CYL.
295	81	DIESEL ENGINE UHZ DT17 2720 CC 6 CYL.
295	82,2	DIESEL ENGINE WJY - DW8B WJZ - DW8 1868 CC 4 CYL.
296	83	GASOLINE ENGINE 180A 180Z B6B XU5J 1581 CC 4 CYL.
296	83	GASOLINE ENGINE 171 XU5S 1580 CC 4 CYL.
297	83	GASOLINE ENGINE XU9S 159 D2B 1905 CC 4 CYL.

297	83	GASOLINE ENGINE D2A XU92C D6B XU92JA 1905 CC 4 CYL.
298	83	GASOLINE ENGINE XU5JPZ 1581 CC 4 CYL.
298	83	GASOLINE ENGINE XU7 JPZ LFZ XU7JP LFW XU7JP LFX XU7JB 1762 CC 4 CYL.
299	83	GASOLINE ENGINE XU7 JPK TR 1762 CC 4 CYL.
299	83	GASOLINE ENGINE B1A XU51C B1D XU51C B1E XU51C XU51K 1905 CC - 4 CYL.
300	83	GASOLINE ENGINE LFY XU7 JP4 1762 CC 4 CYL.
300	83	DIESEL ENGINE 162 XUD9 D9A XUD9 D9B XUD9A D9B XUD9AU EURO 2 DJY XUD9A DJZ XUD9Y XUD9A - L XUD9K XUD9 1905 CC 4 CYL.

301	83	DIESEL ENGINE D8B XUD9TE D8C XUD9UTF DHV XUD9BSD DHW XUD9SD DHX XUD9TE DHY XUD9TE XUD9ATF - XUD9BTF XUD9TFU 1905 CC 4 CYL.
301	83	DIESEL ENGINE D8B XUD9TE D8C XUD9UTF DHV XUD9BSD DHW XUD9SD DHX XUD9TE DHY XUD9TE XUD9ATF - XUD9BTF XUD9TFU 1905 CC 4 CYL.
302	84	GASOLINE ENGINE 105C - XM7A 105 - XM7 1796 CC 4 CYL.
302	84	GASOLINE ENGINE 105 - XM7 169B - XM7T XM7P 1796 CC 4 CYL.
303	84	DIESEL ENGINE DT20C EURO 5 2993 CC 6 CYL.
303	85	DIESEL ENGINE RHM DW10ATED4 RHT DW10ATED4 RHW DW10ATED4 1997 CC 4 CYL.



PEUGEOT		
PAG.	DIA.	ENGINES MOTORI
304	85	DIESEL ENGINE RHA DW10CTED4 RHC DW10CTED4 EURO 5 RHD - RHE DW10CTED4 EURO 5 RHH DW10CTED4 EURO 5 1997 CC 4 CYL.
304	85	DIESEL ENGINE DW12BTED4 4HP DW12BTED4 4HR DW12BTED4 4HS DW12BTED4 4HT DW12BTED4 4HW DW12MTED4 4HK DW12MTED4 4HN EURO 4 2179 CC 4 CYL.
305	85	DIESEL ENGINE DW12C - 4HL EURO 5 2179 CC 4 CYL.
305	85	DIESEL ENGINE DW10 - ATED3 RHK DW10UTED4 EURO 4 RHS DW10ATED RHV DW10TD RHX DW10BTED RHY DW10TD RHZ DW10ATED 1997 CC - 4 CYL.

306	85	DIESEL ENGINE DW10CB RHD DW10CTED4 RHR DW10BTED4 1997 CC 4 CYL.
306	86	GASOLINE ENGINE RFV - XU10J4R XU10J4RZ 1998 CC 4 CYL.
307	86	GASOLINE ENGINE RFU - XU10J2C RFX - XU10J2 RFW - XU10J2 XU10J2K 1998 CC 4 CYL.
307	86	GASOLINE ENGINE XU10J4RS RFS 1998 CC 4 CYL.
308	86	GASOLINE ENGINE XU10J4 RFT 1998 CC 4 CYL.
308	86	DIESEL ENGINE 4HG - P22DTE 4HH - P22DTE 4HJ - P22DTE 4HU - P22DTE 4HV - P22DTE EURO 4 2198 CC - 4CYL.
309	86	DIESEL ENGINE 4HU - P22DTE 4HV - P22DTE EURO 4 2198 CC 4 CYL.
309	88	GASOLINE ENGINE XN1 - XN2 XN1P - XN1T XN1TA - P170B 1971 CC 4 CYL.

310	88	GASOLINE ENGINE 829 ZEJ 1995 CC 4 CYL.
310	92	DIESEL ENGINE T9A - DJ5 2446 CC 4 CYL.
311	92	DIESEL ENGINE THY - DK5ATE T8A - DJ5T 2446 CC 4 CYL.
311	93	DIESEL ENGINE CRD 93 CRD93L 2498 CC 4 CYL.
312	94	DIESEL ENGINE XD3TE 152A 152B 2498 CC 4 CYL.
312	94	DIESEL ENGINE 134 - XD2 XD94 XD2PX94 XD2 2304 CC 4 CYL.
313	94	DIESEL ENGINE 134 - XD2 XD94 XD2 2304 CC 4 CYL.
313	94	DIESEL ENGINE 147 XD2S 2304 CC 4 CYL.
314	94	DIESEL ENGINE XD3P 2497 CC 4 CYL.



PEUGEOT		
PAG.	DIA.	ENGINES MOTORI
314	94,4	DIESEL ENGINE 8140.63 F28D 2798 CC 4 CYL.
315	94,4	DIESEL ENGINE 8140.43 N 8140.43 S F28DTCR 2798 CC 4 CYL.
PONTIAC		
PAG.	DIA.	ENGINES MOTORI
315	86	GASOLINE ENGINE 2.0 1998 CC 4 CYL.
PUCH		
PAG.	DIA.	ENGINES MOTORI
316	87	DIESEL ENGINE OM 602.930 5 CYL. OM 603.931 6 CYL. 2497 CC 5 CYL. 2996 CC 6 CYL. CONN.ROD GUIDED IN THE PISTON DIST. 22,15 MM
316	89	DIESEL ENGINE OM 603.972 3449 CC 6 CYL.
317	89	DIESEL ENGINE OM 602.983 2874 CC 5 CYL.
317	89	DIESEL ENGINE OM 602.942 2874 CC 5 CYL.
318	90,9	DIESEL ENGINE OM 616.936 2399 CC 4 CYL. OM 617.931 2998 CC 5 CYL.

318	95,5	GASOLINE ENGINE M 102.981 2299 CC 4 CYL.
RENAULT		
PAG.	DIA.	ENGINES MOTORI
319	58	GASOLINE ENGINE 800 01 800 02 800 10 A7 845 CC 4 CYL.
319	69	GASOLINE ENGINE D4F 702 D4F 704 D4F 706 D4F 708 EURO 3 D4F 712 D4F 714 D4F 716 D4F 722 D4F 728 D4F 730 D4F 740 D4F 764 D4F 790 1149 CC 4 CYL.
320	69	GASOLINE ENGINE D7F 700 D7F 701 D7F 702 D7F 703 D7F 704 D7F 710 D7F 720 D7F 722 D7F 726 D7F 730 D7F 746 D7F 766 EURO 4 1149 CC 4 CYL.
320	70	GASOLINE ENGINE 688 - 01 688 - 03 688 - 10 688 - 11 688 - 12 C1E C7 1108 CC 4 CYL.

321	71,5	GASOLINE ENGINE C1G 702 C1G 710 C1G 726 C1G 730 1237 CC 4 CYL.
321	72,2	GASOLINE ENGINE H4B 400 H4B 401 H4B 408 3 CYL. 898 CC H4D 400 4 CYL. 999 CC H5F 402 H5F 404 H5F 408 H5F 412 4 CYL. 1197 CC
322	75	GASOLINE ENGINE 150A700 1360 CC 4 CYL.
322	75	GASOLINE ENGINE 129A700 1219 CC 4 CYL.
323	75,8	GASOLINE ENGINE E5F 700 E5F 706 E5F 708 E5F 710 E5F 716 E5F 750 1171 CC 4 CYL.
323	75,8	GASOLINE ENGINE E7J 624 E7J 634 E7J 718 E7J 724 E7J 728 E7J 742 E7J 764 E7J 773 1390 CC 4 CYL.



RENAULT		
PAG.	DIA.	ENGINES MOTORI
324	76	GASOLINE ENGINE C1J 715 C1J 742 C1J 768 C1J 780 C2J 700 C2J 713 C2J 717 C2J 718 C2J 772 C2J 882 C3J 700 C3J 702 C3J 710 C3J 720 847 12 - 847 20 847 21 1397 CC 4 CYL.
324	76	GASOLINE ENGINE C1J 700 C1J 760 C1J 770 C1J 780 C1J 782 C1J 788 C1J 792 C1J 793 C1J 796 TURBO 1397 CC 4 CYL.
325	76	DIESEL ENGINE K9K 636 K9K 770 K9K 772 K9K 782 K9K 808 K9K 834 K9K 836 K9K 837 K9K 846 EURO 5 1461 CC 4 CYL.

325	76	DIESEL ENGINE K9K 700 K9K 704 K9K 706 K9K 710 K9K 712 EURO 3 K9K 714 K9K 716 K9K 722 K9K 724 K9K 750 K9K 752 K9K 760 K9K 762 K9K 768 K9K 790 K9K 792 K9K 794 K9K 800 1461 CC 4 CYL.
326	76	DIESEL ENGINE K9K 260 K9K 262 K9K 272 K9K 700 K9K 702 K9K 704 K9K 706 K9K 710 K9K 712 EURO 3 K9K 714 K9K 716 K9K 722 K9K 724 K9K 750 K9K 752 K9K 760 K9K 762 K9K 768 K9K 790 K9K 792 K9K 794 1461 CC 4 CYL.
326	76	DIESEL ENGINE K9K 712 EURO 3 K9K 718 EURO 4 K9K 724 EURO 4 K9K 728 EURO 3 K9K 729 EURO 3 K9K 760 EURO 4 K9K 766 EURO 4 K9K 802 EURO 4 K9K G 724 1461 CC 4 CYL.

327	76	DIESEL ENGINE K9K 732 EURO 4 K9K 764 EURO 4 K9K 780 EURO 4 K9K 804 EURO 4 K9K 806 EURO 4 K9K 832 EURO 4 K9K P732 1461 CC 4 CYL.
327	76	DIESEL ENGINE K9K 770 K9K 782 K9K 808 K9K 816 EURO 5 K9K 820 K9K 834 EURO 5 K9K H834 K9K 836 K9K J836 EURO 5 1461 CC 4 CYL.
328	79,5	GASOLINE ENGINE K4J 713 K4J 714 K4J 730 K4J 740 K4J 750 K4J 770 K4J 780 1390 CC 4 CYL.
328	79,5	GASOLINE ENGINE K4M 690 - 697 K4M 698 - 700 K4M 701 - 704 K4M 706 - 707 K4M 708 - 709 K4M 710 - 711 K4M 712 - 714 K4M 716 - 720 K4M 724 - 730 K4M 732 - 734 K4M 736 - 740 K4M 742 - 743 K4M 744 - 745 EURO 4 K4M 748 - 750 K4M 752 - 753 K4M 754 - 762 K4M 764 - 768 K4M 776 - 788 K4M 790 K4M 830 - 856 EURO 4 1598 CC 4 CYL.



RENAULT		
PAG.	DIA.	ENGINES MOTORI
329	79,5	GASOLINE ENGINE K7J 710 1390 CC 4 CYL.
329	79,5	GASOLINE ENGINE K7J 710 1390 CC 4 CYL.
330	79,5	GASOLINE ENGINE K7M 702 K7M 703 K7M 710 K7M 720 K7M 744 K7M 745 K7M 745 K7M 790 1598 CC 4 CYL.
330	79,5	GASOLINE ENGINE K7M 702 K7M 703 K7M 710 K7M 720 K7M 744 K7M 745 K7M 745 K7M 790 1598 CC 4 CYL.
331	79,5	GASOLINE ENGINE K7M 732 EURO 4 1598 CC 4 CYL.
331	80	DIESEL ENGINE F8Q 606 - F8Q 620 F8Q 636 - F8Q 640 F8Q 644 - F8Q 646 F8Q 648 - F8Q 672 F8Q 676 - F8Q 678 F8Q 682 - F8Q 692 F8Q 696 - F8Q 704 F8Q 706 - F8Q 710 F8Q 714 - F8Q 722 F8Q 724 - F8Q 730 F8Q 732 - F8Q 742 F8Q 744 - F8Q 764 F8Q 774 - F8Q 776 1870 CC 4 CYL.

332	80	DIESEL ENGINE F8Q 630 F8Q 632 F8Q 662 1870 CC 4 CYL.
332	80	DIESEL ENGINE F8Q 630 F8Q 632 F8Q 662 2 HOLE 1870 CC 4 CYL.
333	80,01	DIESEL ENGINE R9M 402 EURO 5 R9M 404 EURO 5 R9M 408 R9M 409 EURO 5 R9M 413 R9M 414 R9M 450 R9M 452 R9M 453 1598 CC 4 CYL.
333	80,01	DIESEL ENGINE F8Q 610 F8Q 740 F8Q 768 F8Q784 F8Q 785 F8Q 786 1870 CC 4 CYL.
334	80,01	DIESEL ENGINE F9Q 870 F9Q 872 1870 CC 4 CYL.
334	80,01	DIESEL ENGINE F9Q 204 F9Q 260 F9Q 650 F9Q 664 F9Q 670 F9Q 674 F9Q 750 F9Q 756 F9Q 758 F9Q 800 F9Q 808 F9Q 812 F9Q 816 F9Q 818 F9Q 820 F9Q 826 1870 CC 4 CYL.

335	80,01	DIESEL ENGINE F9Q 264 F9Q 266 F9Q 758 F9Q 759 F9Q 803 F9Q 804 F9Q E804 EURO 4 F9Q EE 804 EURO 4 F9Q J 803 1870 CC 4 CYL.
335	80,01	DIESEL ENGINE F9Q 200 F9Q 710 - 717 F9Q 718 - 731 F9Q 732 - 733 F9Q 736 - 738 F9Q 740 - 744 F9Q 748 - 752 F9Q 754 - 760 F9Q 762 - 770 F9Q 772 - 774 F9Q 780 - 782 F9Q 790 - 796 1870 CC 4 CYL.
336	81	GASOLINE ENGINE F1N 720 - 722 F1N 724 F2N 708 - 710 F2N 712 - 720 F2N 721 - 726 F2N 727 - 728 F2N 740 - 750 F2N 752 - 770 F3N 702 - 716 F3N 717 - 718 F3N 722 - 723 F3N 726 - 740 F3N 741 - 742 F3N 743 1721 CC 4 CYL.
336	82,7	GASOLINE ENGINE F3R 722 F3R 723 F3R 791 F3R 796 F3R 797 F3R 798 1721 CC 4 CYL.



RENAULT		
PAG.	DIA.	ENGINES MOTORI
337	83	GASOLINE ENGINE N7Q 700 N7Q 704 N7Q 710 N7Q 711 N7U 1948 CC 4 CYL.
337	84	DIESEL ENGINE M9R 700 - 721 M9R 722 - 724 M9R 740 - 742 M9R 744 - 746 M9R 748 - 750 M9R 760 - 761 M9R 762 - 763 M9R 780 EURO 4 M9R 782 M9R 786 EURO 4 M9R 800 - 802 M9R 804 - 805 EURO 4 M9R 809 - 815 M9R 816 - 817 M9R 820 - 824 M9R 830 - 832 1995 CC 4 CYL.
338	84	DIESEL ENGINE M9R 610 - 615 M9R 692 EURO 5 M9R 828 - 844 M9R 846 - 850 M9R 854 M9R 856 EURO 4 M9R 857 - 858 M9R 859 - 862 EURO 4 M9R 864 M9R 865 - 866 EURO 4 1995 CC 4 CYL.

338	84	DIESEL ENGINE M9R 610 - 615 M9R 692 EURO 5 M9R 828 - 844 M9R 846 - 850 M9R 854 M9R 856 EURO 4 M9R 857 - 858 M9R 859 - 862 EURO 4 M9R 864 M9R 865 - 866 EURO 4 1995 CC 4 CYL.
339	85	DIESEL ENGINE M9T 700 M9T 702 EURO 5 M9T 710 2298 CC 4 CYL.
339	85,01	DIESEL ENGINE M9T 606 M9T 670 - 672 EURO 5 M9T 676 EURO 4 M9T 678 - 680 M9T 686 EURO 5 M9T 690 EURO 5 M9T 692 - 694 EURO 4 MT 696 EURO 4 M9T 698 EURO 5 M9T 870 EURO 4-5 M9T 872 M9T 880 EURO 5 M9T 882 M9T 890 EURO 5 M9T 892 - 896 - M9T 898 EURO 5 2298 CC 4 CYL.
340	86	DIESEL ENGINE 852 J8S 330 J8S 600 J8S 604 J8S 620 J8S 704 J8S 706 J8S 711 J8S 712 J8S 736 J8S 740 J8S 784 2068 CC 4 CYL.

340	86	DIESEL ENGINE J8S 240 J8S 610 J8S 612 J8S 702 J8S 708 J8S 714 J8S 738 J8S 742 J8S 746 J8S 758 J8S 760 J8S 772 J8S 774 J8S 776 J8S 778 J8S 786 J8S 788 J8S 814 J8S 890 2068 CC 4 CYL.
341	86	DIESEL ENGINE J8S ATMO R21 - R25 2068 CC 4 CYL.
341	86	DIESEL ENGINE J8S R21 - R25 2068 CC 4 CYL.
342	87,01	DIESEL ENGINE G9T 605 G9T 606 EURO 4 G9T 607 G9T 642 G9T 645 EURO 4 G9T 700 G9T 702 EURO 3 G9T 703 G9T 706 G9T 707 G9T 742 G9T 743 2188 CC 4 CYL.
342	87,01	DIESEL ENGINE G9T 607 G9T 710 G9T 720 G9T 722 G9T 750 2188 CC 4 CYL.



RENAULT		
PAG.	DIA.	ENGINES MOTORI
343	89	DIESEL ENGINE G9U 720 G9U 724 G9U 730 G9U 750 G9U 754 EURO 3 2464 CC 4 CYL.
343	89	DIESEL ENGINE G9U 632 EURO 4 G9U 650 EURO 4 2464 CC 4 CYL.
344	93	DIESEL ENGINE 8140.61.2300 8140.61.240 S8U 720 S8U 722 S8U 730 S8U 731 2445 CC 4 CYL.
344	93	DIESEL ENGINE 8140.67.2550 S8U 750 S8U 758 S8U 780 S8W 732 S8W 742 2499 CC 4 CYL.
345	93	DIESEL ENGINE 8144.21.235 IDS 2445 CC 4 CYL.
345	94,4	DIESEL ENGINE 8140.07.2530 ID 8140.07.2585 8140.07.2700 8140.07.3700 2499 CC 4 CYL.
346	94,4	DIESEL ENGINE S9W 702 EURO 2 2799 CC 4 CYL.

346	94,4	DIESEL ENGINE 8140.23.2585 8140.43.2585 8140.43.3700 2798 CC 4 CYL.
347	94,4	DIESEL ENGINE 8140.43.S.3585 8140.43.S.2585 2798 CC 4 CYL.
347	89	DIESEL ENGINE G9U 720 G9U 724 G9U 730 G9U 750 G9U 754 EURO 3 2464 CC 4 CYL.
348	94,4	DIESEL ENGINE 8140.63.2585 F28D 2798 CC 4 CYL.
ROVER		
PAG.	DIA.	ENGINES MOTORI
348	75	DIESEL ENGINE TUD3 1360 CC 4 CYL.
349	77	DIESEL ENGINE TUD5 1527 CC 4 CYL.
349	80	DIESEL ENGINE XUD 7 TE 1769 CC 4 CYL.
SAAB		
PAG.	DIA.	ENGINES MOTORI
350	79	GASOLINE ENGINE A 16 LET EURO 5 1598 CC 4 CYL.
350	82	DIESEL ENGINE Z19 DTH 1910 CC 4 CYL.

351	82	DIESEL ENGINE Z19 DT 1910 CC 4 CYL.
351	82	DIESEL ENGINE Z19 DT 1910 CC 4 CYL.
352	84	DIESEL ENGINE D223L X22 DTH Y22 DTH 2172 CC 4 CYL.
SANTANA		
PAG.	DIA.	ENGINES MOTORI
352	75	DIESEL ENGINE DV6ATED4 EURO 4 1560 CC 4 CYL.
SEAT		
PAG.	DIA.	ENGINES MOTORI
353	62	GASOLINE ENGINE 100D000 100D006 100D008 767 CC 4 CYL.
353	65	GASOLINE ENGINE 100GL 000 100GL 3000 903 CC 4 CYL.
354	67,1	GASOLINE ENGINE AER ALL 999 cc 4 cyl.
354	71,01	GASOLINE ENGINE CBZA CBZB EURO 5 1197 CC 4 CYL.
355	76,51	GASOLINE ENGINE AEE ALM 1598 CC 4 CYL.



SEAT		
PAG.	DIA.	ENGINES MOTORI
355	76,51	GASOLINE ENGINE ATN AUS AZD 1598CC 4 CYL.
356	76,51	GASOLINE ENGINE CAVA CAVE CTHA CTHE 1390 CC 4 CYL.
356	76,51	GASOLINE ENGINE CAVA CAVE CNUB CNWB CTHA CTHE XTHF CTJB CTJC 1390 CC 4 CYL.
357	76,51	GASOLINE ENGINE CAXA EURO 5 CAXC 1390 CC 4 CYL.
357	76,51	GASOLINE ENGINE BBM 1198 CC 3 CYL.
358	76,51	GASOLINE ENGINE AZQ BME 1198 CC 3 CYL.
358	76,51	GASOLINE ENGINE BXW CGGB EURO 5 1390 CC 4 CYL.
359	79,51	DIESEL ENGINE AAZ 1896 CC 4 CYL.

359	79,51	DIESEL ENGINE 1Y 1896 CC 4 CYL.
360	79,51	DIESEL ENGINE AEY - AFD AFN - AGD AGR - AHF AHH - AHU ALE - ALH ARD - ASV ASX - AVG AVM - BEU BJC - BXT - 1Z 1896 CC - 4 CYL.
360	79,51	DIESEL ENGINE AEY - AFD AFN - AGD AGR - AHF AHH - AHU ALE - ALH ARD - ASV ASX - AVG AVM - BEU BJC - BXT - 1Z 1896 CC - 4 CYL.
360	79,51	DIESEL ENGINE AEY - AFD AFN - AGD AGR - AHF AHH - AHU ALE - ALH ARD - ASV ASX - AVG AVM - BEU BJC - BXT - 1Z 1896 CC - 4 CYL.
361	79,51	DIESEL ENGINE 1Z - AEY AFN - AGR AHF - AHU ALH - ASV AVG 1896 CC - 4 CYL.
361	79,51	DIESEL ENGINE 1Z - AEY AFN - AGR AHF - AHU ALH - ASV AVG 1896 CC - 4 CYL.
362	79,51	DIESEL ENGINE AGP AQM ASY AYQ 1896 CC 4 CYL.

362	79,51	DIESEL ENGINE AGP AQM ASY AYQ 1896 CC 4 CYL.
363	79,51	DIESEL ENGINE AUY BVK 1896 CC 4 CYL.
363	79,51	DIESEL ENGINE AUY BVK 1896 CC 4 CYL.
364	79,51	DIESEL ENGINE AMF BMS BNM BNV 1422 CC 3 CYL.
364	79,51	DIESEL ENGINE AMF BMS BNM BNV 1422 CC 3 CYL.
365	79,51	DIESEL ENGINE ANU - ATD AXR - BJB BKC - BXE BXF - BXJ 1896 CC 4 CYL.
365	79,51	DIESEL ENGINE ANU - ATD AXR - BJB BKC - BXE BXF - BXJ 1896 CC 4 CYL.
366	79,51	DIESEL ENGINE ARL ASZ BLT BUK 1896 CC 4 CYL.



SEAT		
PAG.	DIA.	ENGINES MOTORI
366	79,51	DIESEL ENGINE ARL ASZ BLT BUK 1896 CC 4 CYL.
367	79,51	DIESEL ENGINE 1Z - AEY AFN - AGR AHF - AHU ALH - ASV AVG 1896 CC - 4 CYL.
367	79,51	DIESEL ENGINE 1Z - AFF - AFN AGR - AHF - AHH AHU - ALH - ASV AVG - BKE 1896 CC - 4 CYL
368	79,51	DIESEL ENGINE BJB - BLS BMT - BXE BXF - BXJ 1896 CC - 4 CYL
368	79,51	DIESEL ENGINE BJB - BLS BMT - BXE BXF - BXJ 1896 CC - 4 CYL
369	81,01	GASOLINE ENGINE AGZ 2324 CC 5 CYL.
369	81,01	GASOLINE ENGINES AEH - AFT AKL - APF AUR 1595 CC 4 CYL.
370	81,01	GASOLINE ENGINE ALZ - BFQ BGU EURO 4 BSE EURO 4 - EURO 5 BSF EURO 2 1595 CC - 4 CYL.

370	81,01	GASOLINE ENGINE AMK BAM 1781 CC 4 CYL.
371	81,01	GASOLINE ENGINE 1F ABN EZ 1595 CC 4 CYL.
371	81,01	GASOLINE ENGINE AGN 1781CC 4 CYL.
372	81,01	GASOLINE ENGINE ARY AUQ BJX 1781 CC 4 CYL.
372	81,01	GASOLINE ENGINE ACC RP 41781 CC 4 CYL.
373	81,01	GASOLINE ENGINE ABS ADZ 1781 CC 4 CYL.
373	81,01	DIESEL ENGINE AZV BKD BMN 1968 CC 4 CYL.
374	81,01	DIESEL ENGINE BMM BRT 1968 CC 4 CYL.
374	81,01	DIESEL ENGINE BMM BRT 1968 CC 4 CYL.

375	81,01	DIESEL ENGINE CFFA - CFFB - CFFE CFGB - CFGC - CFHC CFHD - CFJA - CGLB CJCA - CJCC - CLCB 1968 CC 4 CYL.
375	81,01	DIESEL ENGINE CAGA - CAGC CAHA - CEGA 1968 CC 4 CYL.
376	82,5	GASOLINE ENGINE BLR BLY BVY BVZ 1984 CC 4 CYL.
376	82,51	GASOLINE ENGINE 2E ADY AGG 1984 CC 4 CYL.
377	82,51	GASOLINE ENGINE BYT BZB 1798 CC 4 CYL.
377	82,51	GASOLINE ENGINE CCZA CCZB CDND 1984 CC 4 CYL.
378	82,51	GASOLINE ENGINE CCZA CCZB 1984 CC 4 CYL.
378	82,51	GASOLINE ENGINE CDA CDHA CDHB 1798 CC 4 CYL.



SEAT		
PAG.	DIA.	ENGINES MOTORI
379	82,51	GASOLINE ENGINE BHZ BZC 1984 CC 4 CYL.
379	82,51	GASOLINE ENGINE AXX BWA 1998 CC 4 CYL.
380	83	DIESEL ENGINE 138 A5.000 022 A5.000 1714 CC 4 CYL.
380	93	DIESEL ENGINE 8144.61 2445 CC 4 CYL.
SKODA		
PAG.	DIA.	ENGINES MOTORI
381	71,01	GASOLINE ENGINE CBZA CBZB EURO 5 1197 CC 4 CYL.
381	76,51	GASOLINE ENGINE AEE 1598 CC 4 CYL.
382	76,51	GASOLINE ENGINES BLF 1598 CC 4 CYL.
382	76,51	GASOLINE ENGINE CAVE CTHE 1390 CC 4 CYL.
383	76,51	GASOLINE ENGINE CAVE CTHE 1390 CC 4 CYL.

383	76,51	GASOLINE ENGINE CAXA EURO 5 CAXC 1390 CC 4 CYL.
384	76,51	GASOLINE ENGINE AWY BBM BMD 1198 CC 3 CYL.
384	76,51	GASOLINE ENGINE AZQ BME 1198 CC 3 CYL.
385	76,51	GASOLINE ENGINE BUD BXW CGCA CGGB EURO 5 1390 CC 4 CYL.
385	79,51	DIESEL ENGINE AEF 4 CYL. 1896 CC 4 CYL.
386	79,51	DIESEL ENGINE AGR AHF ALH ASV 1896 CC - 4 CYL.
386	79,51	DIESEL ENGINE AGR AHF ALH ASV 1896 CC - 4 CYL.
387	79,51	DIESEL ENGINE AEY AGR AHF ALH ASV 1896 CC - 4 CYL.

387	79,51	DIESEL ENGINE AEY AGR AHF ALH ASV 1896 CC - 4 CYL.
388	79,51	DIESEL ENGINE AGP AQM ASY 1896 CC 4 CYL.
388	79,51	DIESEL ENGINE AGP AQM ASY 1896 CC 4 CYL.
389	79,51	DIESEL ENGINE AMF BMS BNM BNV 1422 CC 3 CYL.
389	79,51	DIESEL ENGINE AMF BMS BNM BNV 1422 CC 3 CYL.
390	79,51	DIESEL ENGINE ATD - AVB AXR - BJB BKC - BSW BXE 1896 CC 4 CYL.
390	79,51	DIESEL ENGINE ATD - AVB AXR - BJB BKC - BSW BXE 1896 CC 4 CYL.
391	79,51	DIESEL ENGINE ASZ AVF AWX BLT 1896 CC 4 CYL.



SKODA		
PAG.	DIA.	ENGINES MOTORI
391	79,51	DIESEL ENGINE ASZ AVF AWX BLT 1896 CC 4 CYL.
392	79,51	DIESEL ENGINE AEY AGR AHF ALH 1896 CC - 4 CYL.
392	79,51	DIESEL ENGINE AEY AGR AHF ALH 1896 CC - 4 CYL.
393	79,51	DIESEL ENGINE BJB BLS BXE 1896 CC - 4 CYL
393	79,51	DIESEL ENGINE BJB BLS BXE 1896 CC - 4 CYL
394	79,51	DIESEL ENGINE CAYA CAYB EURO 5 CAYC CFWA 3 CYL. 1199 CC 3 CYL. 1598 CC 4 CYL.
394	81,01	GASOLINE ENGINES AEH AKL 1595 CC 4 CYL.

395	81,01	GASOLINE ENGINE AVU - BFQ BGU EURO 4 BSE EURO 4 - EURO 5 BSF EURO 2 1595 CC - 4 CYL.
395	81,01	GASOLINE ENGINE ADR AGN 1781CC 4 CYL.
396	81,01	GASOLINE ENGINE ARX AUM AUQ AWT 1781 CC 4 CYL.
396	81,01	DIESEL ENGINE AZV BKD BMN 1968 CC 4 CYL.
397	81,01	DIESEL ENGINE BMM BMP BSS BWW 1968 CC 4 CYL.
397	81,01	DIESEL ENGINE BMM BMP BSS BWW 1968 CC 4 CYL.
398	81,01	DIESEL ENGINE CFFB - CFGB - CFHA CFHC - CFHF - CFJA CLCA - CLCB - CLJA 1968 CC 4 CYL.
398	81,01	DIESEL ENGINE CBBB CBDB CEGA 1968 CC 4 CYL.

399	82,5	GASOLINE ENGINE BLR - BLX BLY - BVX BKY - BVZ 1984 CC 4 CYL.
399	82,51	GASOLINE ENGINE BZB BYJ 1798 CC 4 CYL.
400	82,51	GASOLINE ENGINE CCZA 1984 CC 4 CYL.
400	82,51	GASOLINE ENGINE CCZA 1984 CC 4 CYL.
401	82,51	GASOLINE ENGINE CDA CDAB 1798 CC 4 CYL.
401	82,51	GASOLINE ENGINE BWA 1998 CC 4 CYL.
SMART		
PAG.	DIA.	ENGINES MOTORI
402	63,5	GASOLINE ENGINE M 160 R3 M 160 E6AL B03 M 160 E6AL B04 M 160 E6AL B05 599 CC 3 CYL.
402	63,5	GASOLINE ENGINE M 160 R3 M 160 E6AL B03 M 160 E6AL B04 M 160 E6AL B05 SPIRAL RINGS TYPE 599 CC 3 CYL.



SMART		
PAG.	DIA.	ENGINES MOTORI
403	65,5	DIESEL ENGINE OM 660.914 OM 660.950 OM 660.951 799 CC 3 CYL.
403	66,5	GASOLINE ENGINE M 160.921 452.432 698 CC 3 CYL.
404	66,5	GASOLINE ENGINE M 160.921 452.432 SPIRAL TYPE 698 CC 3 CYL.
404	66,5	GASOLINE ENGINE M 160.910 M 160.920 M 160.921 M 160.922 M 160.923 0,7 L 698 CC 3 CYL.
405	66,5	GASOLINE ENGINE M 160.910 M 160.920 M 160.921 M 160.922 M 160.923 0,7 L SPIRAL RINGS TYPE 698 CC 3 CYL.
405	66,5	GASOLINE ENGINE M 160.910 M 160.920 M 160.921 M 160.922 M 160.923 0,7 L 698 CC 3 CYL.

406	66,5	GASOLINE ENGINE M 160.910 M 160.920 M 160.921 M 160.922 M 160.923 0,7 L 698 CC 3 CYL.
406	72	GASOLINE ENGINE M 132.910 451.330 - 451.331 451.334 - 451.380 451.431 - 451.480 MHD 12V 999 CC 3 CYL.
407	72	GASOLINE ENGINE M 132.910 FROM 01.2007 999 CC 3 CYL.
407	72	GASOLINE ENGINE M 132.930 451.332 451.333 451.432 451.433 451.434 12V 999 CC 3 CYL.
408	72,2	GASOLINE ENGINE H4B 409 M 281.910 3 CYL. 898 CC H4DA401 M 281.920 3 CYL. 999 CC

SSANGYONG		
PAG.	DIA.	ENGINES MOTORI
408	89	DIESEL ENGINE OM 602.980 EURO 2 OM 662.983 2874 CC 5 CYL.
409	89	DIESEL ENGINE OM 601.940 OM 661.940 2299 CC 4 CYL. OM 662.940 2874 CC 5 CYL.
409	94	DIESEL ENGINE XD3P 2497 CC 4 CYL.
STEYR		
PAG.	DIA.	ENGINES MOTORI
410	76,51	DIESEL ENGINE NY 2383 CC 6 CYL.
SUBARU		
PAG.	DIA.	ENGINES MOTORI
410	69,6	DIESEL ENGINE Z13 DT EURO 4 1248 CC 4 CYL.
411	72,5	GASOLINE ENGINE 1NR - FE 1329 CC 4 CYL.
SUZUKI		
PAG.	DIA.	ENGINES MOTORI
411	65,5	GASOLINE ENGINE F10A 970 CC 4 CYL.



SUZUKI		
PAG.	DIA.	ENGINES MOTORI
412	69,6	DIESEL ENGINE Z13 DT EURO 4 1248 CC 4 CYL.
412	74	GASOLINE ENGINE G13A 1324 CC 4 CYL.
413	74	GASOLINE ENGINE G13BA 1299 CC 4 CYL.
413	75	GASOLINE ENGINE G16 B 1590 CC 4 CYL.
414	75	GASOLINE ENGINE 1.6 Ltrs 1590 CC 4 CYL.
414	75	DIESEL ENGINE 9HX EURO 4 1560 CC 4 CYL.
415	76	DIESEL ENGINE K9K 700 1461 CC 4 CYL.
415	76	DIESEL ENGINE K9K 700 1461 CC 4 CYL.
416	82	DIESEL ENGINE D19AA 1910 CC 4 CYL.

416	82	DIESEL ENGINE D19AA 1910 CC 4 CYL.
417	83	DIESEL ENGINE XUD9 XUD9A 1905 CC 4 CYL.
417	83	DIESEL ENGINE XUD9SD 1905 CC 4 CYL.
418	85	DIESEL ENGINE RHW 1997 CC 4 CYL.
418	85	DIESEL ENGINE RHZ 1997 CC - 4 CYL.
419	85	DIESEL ENGINE RHP - DW10TD 1997 CC 4 CYL.
TALBOT		
PAG.	DIA.	ENGINES MOTORI
419	83	DIESEL ENGINE 7 CV XUD9A EURO 2 1905 CC 4 CYL.
420	84	GASOLINE ENGINE XM7T 1796 CC 4 CYL.
420	93	DIESEL ENGINE CRD93 2498 CC 4 CYL.

TOYOTA		
PAG.	DIA.	ENGINES MOTORI
421	72,5	GASOLINE ENGINE 1NR - FE 1329 CC 4 CYL.
421	75	GASOLINE ENGINE 2NZ - FE 1299 CC 4 CYL.
422	86	DIESEL ENGINE 2 C 2C - T 1975 CC 4 CYL.
422	92	DIESEL ENGINE 2L - TII 2446 CC 4 CYL.
423	92	DIESEL ENGINE 2KD - FTV 2KD - FTV HDCR 2494 CC 4 CYL.
423	92	DIESEL ENGINE 2 L - T 2446 CC 4 CYL.
424	95	DIESEL ENGINE 11 B 2977 CC 4 CYL.
424	95	DIESEL ENGINE B 2977 CC 4 CYL.
425	99,5	DIESEL ENGINE 5 L LXS 12 2986 CC 4 CYL.



VAUXHALL		
PAG.	DIA.	ENGINES MOTORI
425	69,6	DIESEL ENGINE A13 DTC EURO 5 1248 CC 4 CYL.
426	69,6	DIESEL ENGINE A13 DTE A13 DTR EURO 5 A13 FD EURO 5 Z13 DTE EURO 4 1248 CC 4 CYL.
426	69,6	DIESEL ENGINE Z13DTH EURO 4 1248 CC 4 CYL.
427	69,6	DIESEL ENGINE Y13 DT Z13 DT EURO 4 1248 CC 4 CYL.
427	73,4	GASOLINE ENGINE Z 10 XEP 998 CC 3 CYL.
428	73,4	GASOLINE ENGINE Z 14 XEP 1364 CC 4 CYL.
428	73,4	GASOLINE ENGINE A 12 XEL EURO 5 A 12 XER EURO 5 1229 CC 4 CYL.
429	73,4	GASOLINE ENGINE A 14 XEL A 14 XER A 14 XFL B 14 XEL 1398 CC 4 CYL.

429	75	GASOLINE ENGINE 13 S C 13 N 1297 CC 4 CYL.
430	77,6	GASOLINE ENGINE X 14 XE 1389 CC 4 CYL.
430	77,6	GASOLINE ENGINE C 14 SEL X 14 XE ECOTEC 1389 CC 4 CYL.
431	77,6	GASOLINE ENGINE Z 14 XE 1389 CC 4 CYL.
431	77,6	GASOLINE ENGINE 14 NV C 14 NZ X 14 NZ 1389 CC 4 CYL.
432	77,6	GASOLINE ENGINE C 14 SE 1389 CC 4 CYL.
432	79	GASOLINE ENGINE A 16 LET EURO 5 1598 CC 4 CYL.
433	79	GASOLINE ENGINE C 16 NZ E 16 NZ X 16 SZ X 16 SZR 1598 CC 4 CYL.
433	79	GASOLINE ENGINE X 16 XE X 16 XEL 1598 CC 4 CYL.

434	79	GASOLINE ENGINE Y 16 XE Z 16 SE Z 16 XE 1598 CC 4 CYL.
434	79	GASOLINE ENGINE Z 16 XEP 1598 CC 4 CYL.
435	79	GASOLINE ENGINE A 16 XER EURO 5 Z 16 XER 1598 CC 4 CYL.
435	79	DIESEL ENGINE 17D 4EE1 1686 CC 4 CYL.
436	79	DIESEL ENGINE 17DT X17DT TC4EE1 1686 CC 4 CYL.
436	79	DIESEL ENGINE Y 17 DT Y 17 DTL 1686 CC 4 CYL.
437	79	DIESEL ENGINE Z 17 DTH 1686 CC 4 CYL.
437	80	DIESEL ENGINE X25 DT 2497 CC 6 CYL.
438	80	DIESEL ENGINE F8Q 606 1870 CC 4 CYL.
438	80	DIESEL ENGINE 16 D 16 DA 1598 CC 4 CYL.



VAUXHALL		
PAG.	DIA.	ENGINES MOTORI
439	80	GASOLINE ENGINE 16 SH 1598 CC 4 CYL.
439	80,01	DIESEL ENGINE R9M 408 EURO 5 R9M 413 R9M 450 EURO 5 1598 CC 4 CYL.
440	80,01	DIESEL ENGINE F9Q 760 F9Q 762 F9Q 770 F9Q 772 F9Q 774 1870 CC 4 CYL.
440	82	DIESEL ENGINE Z19 DTH EURO 4 Z19 DTJ 1910 CC 4 CYL.
441	82	DIESEL ENGINE Z19 DT EURO 3 Z19DTL EURO 4 1910 4 CYL.
441	82	DIESEL ENGINE Z19 DT EURO 3 Z19DTL EURO 4 1910 4 CYL.
442	82,5	DIESEL ENGINE X 17 DTL 1699 CC 4 CYL.

442	83	DIESEL ENGINE A20 DT A20 DTC A20 DTH A20 DTJ A20 DTL EURO 5 Y20 DTJ Z20 DTJ 1956 CC - 4 CYL.
443	84	DIESEL ENGINE X20 DTH 1998 CC 4 CYL.
443	84	DIESEL ENGINE X22 DTH Y22 DTH Y22 DTR 2172 CC 4 CYL.
444	84	DIESEL ENGINE X20 DTL 1998 CC 4 CYL.
444	84	DIESEL ENGINE M9R 780 EURO 4 M9R 782 M9R 786 EURO 4 1995 CC 4 CYL.
445	84	DIESEL ENGINE M9R 630 1995 CC 4 CYL.
445	84	DIESEL ENGINE M9R 630 1995 CC 4 CYL.
446	84,8	GASOLINE ENGINE 18 E 18 SE 18 SEH 18 SV 1795 CC 4 CYL.

446	85	DIESEL ENGINE M9T 700 M9T 702 2298 CC 4 CYL.
447	85,01	DIESEL ENGINE M9T 670 EURO 5 M9T 676 EURO 4 M9T 678 M9T 680 M9T 690 EURO 5 M9T 692 EURO 4 M9T 694 EURO 4 M9T 870 M9T 876 2298 CC 4 CYL.
447	86	GASOLINE ENGINE 20 NE C 20 NE 1998 CC 4 CYL.
448	86	GASOLINE ENGINE X 20 XEV 1998 CC 4 CYL.
448	88	DIESEL ENGINE 4FD1 2189 CC 4 CYL.
449	89	DIESEL ENGINE G9U 720 G9U 724 G9U 730 G9U 750 G9U 754 EURO 3 2464 CC 4 CYL.



VAUXHALL		
PAG.	DIA.	ENGINES MOTORI
449	89	DIESEL ENGINE G9U 720 G9U 724 G9U 730 G9U 750 G9U 754 EURO 3 2464 CC 4 CYL.
450	89	DIESEL ENGINE G9U 630 EURO 4 2464 CC 4 CYL.
450	93	DIESEL ENGINE S8U 758 S8U 780 S8U 782 2499 CC 4 CYL.
451	94,4	DIESEL ENGINE S9W 702 EURO 2 2799 CC 4 CYL.
451	94,4	DIESEL ENGINE S9W 702 2798 CC 4 CYL.
452	95	GASOLINE ENGINE C 24 NE 2410 CC 4 CYL.
VOLKSWAGEN		
PAG.	DIA.	ENGINES MOTORI
452	67,1	GASOLINE ENGINE AER ALL 999 cc 4 cyl.

453	71,01	GASOLINE ENGINE CBZA CBZB EURO 5 CBZC 1197 CC 4 CYL.
453	76,51	GASOLINE ENGINE CAVA CAVD CAVE CDGA CNWA CNWB CTHA CTHB CTHC CTHD CTHE CTKA 1390 CC 4 CYL.
454	76,51	GASOLINE ENGINE AEA AEE AHS ALM 1598 CC 4 CYL.
454	76,51	GASOLINE ENGINES BAG BLF BLP 1598 CC 4 CYL.
455	76,51	GASOLINE ENGINE ATN AUS AZD 1598CC 4 CYL.
455	76,51	GASOLINE ENGINE BLG - BMY BWK CAVA - CAVB CAVC - CAVD CAVE - CNWA CTHA - CTHB CTHC - CTHD CTHE - CTKA 1390 CC 4 CYL.

456	76,51	GASOLINE ENGINE CAXA EURO 5 CMSB EURO 4 1390 CC 4 CYL.
456	76,51	GASOLINE ENGINE AWY BBM BMD CHFB EURO 4 1198 CC 3 CYL.
457	76,51	GASOLINE ENGINE AZQ BME 1198 CC 3 CYL.
457	76,51	DIESEL ENGINE 1C 4 CYL. 1G 6 CYL. 1V - 68A 68C 4 CYL. 694 5 CYL. 752 6 CYL. ACL 6 CYL. CY 4 CYL. DV 6 CYL. JR - JX MF 4 CYL. RA - SB 4 CYL. 1588 CC 4 CYL. 1986 CC 5 CYL. 2383 CC 6 CYL.
458	76,51	Diesel Engine 1S 6 CYL. 685 - 68D 4 CYL. 751 - 761 ACT 6 CYL. ADK 4 CYL. CP 6 CYL. CR - CS 4 CYL. DW 6 CYL. JK - JP JX 4 CYL. ME 4 CYL. 1588 CC 4 CYL. 2383 CC 6 CYL.
458	76,51	GASOLINE ENGINE BUD CGCA CGGB EURO 5 1390 CC 4 CYL.



VOLKSWAGEN		
PAG.	DIA.	ENGINES MOTORI
459	79,51	DIESEL ENGINE 1Z 1896 CC 4 CYL.
459	79,51	DIESEL ENGINE 1Z 1896 CC 4 CYL.
460	79,51	DIESEL ENGINE AAZ ABL ADE 1896 CC 4 CYL.
460	79,51	DIESEL ENGINE 1X - 1Y 4 CYL. 28B 4 CYL. AAB 5 CYL. ADG - AEF 4 CYL. AJA 5 CYL. BGG 4 CYL. 1896 CC 4 CYL. 2370 CC 5 CYL.
461	79,51	DIESEL ENGINE 1Z - AEY - AFD AFN - AGD - AGR AHF - AHH - AHU ALE - ALH - ARD ASV - ASX - AVG AVM - BEQ - BEU BJC - BXT - AGR 1896 CC - 4 CYL.
461	79,51	DIESEL ENGINE 1Z - AEY - AFD AFN - AGD - AGR AHF - AHH - AHU ALE - ALH - ARD ASV - ASX - AVG AVM - BEQ - BEU BJC - BXT - AGR 1896 CC - 4 CYL.

462	79,51	DIESEL ENGINE AEY - AFD AFN - AGD AGR - AHF AHH - AHU ALE - ALH ARD - ASV ASX - AVG AVM - BEU BJC - BXT - 1Z 1896 CC - 4 CYL.
462	79,51	DIESEL ENGINE AEY - AFD AFN - AGD AGR - AHF AHH - AHU ALE - ALH ARD - ASV ASX - AVG AVM - BEU BJC - BXT - 1Z 1896 CC - 4 CYL.
463	79,51	DIESEL ENGINE AGP - ANC AQM - ASY AYQ - BGL BGM - CDXA CDXB 1896 CC 4 CYL.
463	79,51	DIESEL ENGINE AGP - ANC AQM - ASY AYQ - BGL BGM - CDXA CDXB 1896 CC 4 CYL.
464	79,51	DIESEL ENGINE AJM ATJ AUY BVK 1896 CC 4 CYL.

464	79,51	DIESEL ENGINE AJM ATJ AUY BVK 1896 CC 4 CYL.
465	79,51	DIESEL ENGINE AMF BAY BMS BNM BNV BWB 1422 CC 3 CYL.
465	79,51	DIESEL ENGINE AMF BAY BMS BNM BNV BWB 1422 CC 3 CYL.
466	79,51	DIESEL ENGINE ANU - ATD - AVB AVQ - AXR - BEW BJB - BKC - BRU BSW - BXE - BXF BXJ - ATD 1896 CC 4 CYL.
466	79,51	DIESEL ENGINE ANU - ATD - AVB AVQ - AXR - BEW BJB - BKC - BRU BSW - BXE - BXF BXJ - ATD 1896 CC 4 CYL.
467	79,51	DIESEL ENGINE ARL - ASZ AVF - AWX AXB EURO 3 AXC EURO 3 BLT 1896 CC 4 CYL.



VOLKSWAGEN		
PAG.	DIA.	ENGINES MOTORI
467	79,51	DIESEL ENGINE ARL - ASZ AVF - AWX AXB EURO 3 AXC EURO 3 BLT 1896 CC 4 CYL.
468	79,51	DIESEL ENGINE 1Z - AEY - AFD AFN - AGD - AGR AHF - AHH - AHU ALE - ALH - ARD ASV - AVG AVM EURO 3 BEQ - BEU BJC - BXT 1896 CC - 4 CYL.
468	79,51	DIESEL ENGINE 1Z - AEY - AFD AFN - AGD - AGR AHF - AHH - AHU ALE - ALH - ARD ASV - AVG AVM EURO 3 BEQ - BEU BJC - BXT 1896 CC - 4 CYL.
469	79,51	DIESEL ENGINE BJB - BLS BMT - BSU BXE - BXF BXJ 1896 CC - 4 CYL
469	79,51	DIESEL ENGINE BJB - BLS BMT - BSU BXE - BXF BXJ 1896 CC - 4 CYL

470	79,51	DIESEL ENGINE CAYA CAYB EURO 5 CAYC CAYD CAYE CFWA 3 CYL. CLNA EURO 5 1199 CC 3 CYL. 1598 CC 4 CYL.
470	81,01	GASOLINE ENGINE AGZ 5 CYL. AAA - AES 6 CYL. AFP - AMY 6CYL. 2324 CC 5 CYL. 2792 CC 6 CYL.
471	81,01	GASOLINE ENGINES ADP - AEH - AEK AFT - AHL - AKL AKS - APF - ARM AUR - AWH 1595 CC 4 CYL.
471	81,01	GASOLINE ENGINE ALZ - ANA - AVU AYD - BFQ - BFS BGU EURO 4 BSE EURO 4 - EURO 5 BSF EURO 2 1595 CC - 4 CYL.
472	81,01	GASOLINE ENGINE 1F - ABN - ACR DT - DTA - EW EZ - EZA - HM HN - PN - PP RE - RF - RL ABX 1595 CC 4 CYL.
472	81,01	GASOLINE ENGINE ADR AGN APT ARG 1781CC 4 CYL.

473	81,01	GASOLINE ENGINE ARX - AUM AUQ - AWM AWP - AWT AWU - AWV AWW - BAE BEK - BJX BKF - BNU BTH 1781 CC 4 CYL.
473	81,01	GASOLINE ENGINE 262 - AAM ACC - ADD ADF - ANN RP 41781 CC 4 CYL.
474	81,01	GASOLINE ENGINE 1P - 2H ABS - ADZ DS - DX - DZ EV - GU - GX GZ - HT - HV JH - JV - KT PB - PF - RG RH - RV 1781 CC 4 CYL.
474	81,01	DIESEL ENGINE ACV - AGX - AHD AHY - AJT - ANF ANG - ANH - ANJ APA - AUF - AXG AXL - AYC - AYY BBE - BBF - BCT BCU - BCV BTW 2461 CC 5 CYL.
475	81,01	DIESEL ENGINE ACV - AGX - AHD AHY - AJT - ANF ANG - ANH - ANJ APA - AUF - AXG AXL - AYC - AYY BBE - BBF - BCT BCU - BCV BTW 2461 CC 5 CYL.



VOLKSWAGEN		
PAG.	DIA.	ENGINES MOTORI
475	81,01	DIESEL ENGINE AVR BBR 2461 CC 5 CYL.
476	81,01	DIESEL ENGINE AZV - BKD BKP - BMA BMN - BMR BUZ - BVE BWV 1968 CC 4 CYL.
476	81,01	DIESEL ENGINE AXD EURO 3 AXE EURO 3 BAC BLJ BLK 2461 CC 5 CYL.
477	81,01	DIESEL ENGINE AXD EURO 3 AXE EURO 3 BAC BLJ BLK 2461 CC 5 CYL.
477	81,01	DIESEL ENGINE AYH BLE BWF 4921 CC 10 CYL.
478	81,01	DIESEL ENGINE AYH BLE BWF 4921 CC 10 CYL.
478	81,01	DIESEL ENGINE BDJ BDK BST 1968 CC 4 CYL.

479	81,01	DIESEL ENGINE BDJ BDK BST 1968 CC 4 CYL.
479	81,01	DIESEL ENGINE BJL BJM CECA CECB 2461 CC 5 CYL.
480	81,01	DIESEL ENGINE BGW - BHW BMM - BMP BRT - BVH CBHA - CBJA CBBB - CBKA 1968 CC 4 CYL.
480	81,01	DIESEL ENGINE BGW - BHW BMM - BMP BRT - BVH CBHA - CBJA CBBB - CBKA 1968 CC 4 CYL.
481	81,01	DIESEL ENGINE BNZ 2461 CC 5 CYL.
481	81,01	DIESEL ENGINE BNZ 2461 CC 5 CYL.
482	81,01	DIESEL ENGINE BPC EURO 4 BPD EURO 4 2461 CC 5 CYL.
482	81,01	DIESEL ENGINE BPC EURO 4 BPD EURO 4 2461 CC 5 CYL.

483	81,01	DIESEL ENGINE CFFA - CFFB - CFFD - CFFE CFGB - CFGC CFHB - CFHC CFHE - CFHF CFJA - CFJB CKTB - CKTC CKUB - CKUC CLCA - CLCB CLJA - CLLA CNEA - CNFA CNFB - CSHA CSLB - CSNA 1968 CC 4 CYL.
483	81,01	DIESEL ENGINE CAAA - CAAB EURO 5 CAAC EURO 5 CAAD - CAAE CBAA - CBAB CBAC - CBBA CBBB - CBDA CBDB - CBDC CBEA - CCHA CCHB - CDBA CDCA - CEGA CJAA - CFCA EURO 5 CJDA - CJDD EURO 5 CKRA EURO 6 1968 CC 4 CYL.
484	82,5	GASOLINE ENGINE AXW - BLR BLX - BLY BVX - BVY 1984 CC 4 CYL.
484	82,51	GASOLINE ENGINE 2E ADY AGG AKR 1984 CC 4 CYL.
485	82,51	GASOLINE ENGINE BZB - CEA CEAA - CGYA BYJ - CDAA 1798 CC 4 CYL.



VOLKSWAGEN		
PAG.	DIA.	ENGINES MOTORI
485	82,51	GASOLINE ENGINE CAWA - CAWB CBFA - CCTA CCZA - CCZB CCZC - CCZD CJKA - CJKB 1984 CC 4 CYL.
486	82,51	GASOLINE ENGINE CAWB - CBFA CBL - CCTA CCTB - CCZA CCZB - CCZC CGM - CGMA 1984 CC 4 CYL.
486	82,51	GASOLINE ENGINE CDA CDAB 1798 CC 4 CYL.
487	82,51	GASOLINE ENGINE AXX BWA 1998 CC 4 CYL.
487	83,01	DIESEL ENGINE BKS BMK BUN 2967 CC 6 CYL.
488	83,01	DIESEL ENGINE CASA - CASB CASC - CASD CATA - CDYB CDYC - CEXA CEXB 2967 CC 4 CYL.
488	92	DIESEL ENGINE 2L 2446 CC 4 CYL.

VOLVO		
PAG.	DIA.	ENGINES MOTORI
489	75	DIESEL ENGINE D 4162 T 1560 CC 4 CYL.
489	75	DIESEL ENGINE D 4164 T 1560 CC 4 CYL.
490	76	GASOLINE ENGINE B 14 B14 OE B14 3E 1397 CC 4 CYL.
490	76,51	DIESEL ENGINE D 24T D 24TIC 2383 CC 6 CYL.
491	76,51	Diesel Engine D24 2383 CC 6 CYL.
491	80	DIESEL ENGINE D 19 T D 4192 T 1870 CC 4 CYL.
492	80,01	DIESEL ENGINE D 4192 T3 D 4192 T4 1870 CC 4 CYL.
492	81,01	DIESEL ENGINE D 252 T 2461 CC 5 CYL.
493	81,01	DIESEL ENGINE D 252 T 2461 CC 5 CYL.

493	83	GASOLINE ENGINE B 4204 S 1948 CC 4 CYL.
494	83	GASOLINE ENGINE B 4204 T N 1P 20 LT 1948 CC 4 CYL B 5254 T N 2P 25 LT 2435 CC 5 CYL.
494	83	GASOLINE ENGINE B 4184 S 1783 CC 4 CYL.
495	83	GASOLINE ENGINE B4204S B5254F B5254S N2P 25 FS 1948 CC 4 CYL.
495	85	DIESEL ENGINE D 4204 T 1997 CC 4 CYL.
496	87,515	GASOLINE ENGINE B 4204 T7 1999 CC 4 CYL.
496	81	GASOLINE ENGINE B 4164 S B 4164 S2 1588 CC 4 CYL.



C ATALOGUE

Pistons, Rings, Pins, Liners.

C CATALOGO

Pistoni, Segmenti, Spinotti, Canne.





TARABUSI is a registered trademark of
FINIMPIANTI
a trusted brand in the spare parts world.
www.at-tarabusi.com



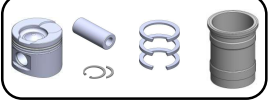
LVI



rel. 2207

Non original engine parts.
OEMs names and part numbers are for reference purpose only.
All pictures shown are for illustration purpose only.


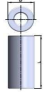
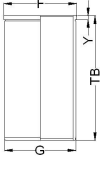



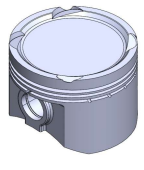




ABARTH		Ø 72					
GASOLINE ENGINE 198 A1.000 199A8.000 312 A3.000 1242 CC 4 CYL.	  17,97 x 49,70	Cyl. 4 ST 26,80 TB 49,70 HD 8,100 VT 2,60 1,70 MØ 61,50	72,00 72,40	TA 6501102 TA 6501113	TA 7428414 TA 7428425	S45 1,20 CER S26 1,20 P S35 2,00 CR	
		 >>					



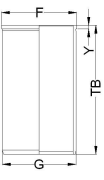

ALFA ROMEO		Ø 69,6					
DIESEL ENGINE 199 B1.000 EURO 5 1248 CC 4 CYL.	RC,OCP  23,00 x 57,00	Cyl. 4 ST 40,43 TB 62,43 HD 12,70 VT 1,15 0,90 MØ 37,00	69,60 70,00 70,20	TA 6427980 TA 6427986 TA 6427991	TA 7427200 TA 7427211 TA 7427222	S45 1,50 CER S06 1,50 P S35 2,00 CR	
		 >>					







ALFA ROMEO	Ø 69,6						
DIESEL ENGINE 199 A3.000 1248 CC 4 CYYL.	 RC,OCP  23 x 56,70	Cyl. 4 ST 40,43 TB 62,43 HD 12,40 VT -0,90 -1,15 MØ 38,00	69,60 70,00 70,20	TA 6427864 TA 6427886 TA 6427875	TA 7427964 TA 7427975 TA 7427986	S01 2,00 CR,P S06 1,50 P S35 2,00 CR,P	TA 4411025 SZ G 72,10 F 73,60 Y 5 TB 142 
	 >>						


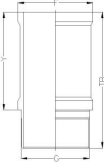


ALFA ROMEO	Ø 72						
GASOLINE ENGINE 198 A1.000 198 A4.000 199 A8.000 940 B7.000 EURO 6 955 A2.000 EURO 5 1242 CC 4 CYL.	  17,97 x 49,70	Cyl. 4 ST 26,80 TB 49,70 HD 8,100 VT 2,60 1,70 MØ 61,50	72,00 72,40	TA 6501102 TA 6501113	TA 7428414 TA 7428425	S45 1,20 CER S26 1,20 P S35 2,00 CR	
	 >>						


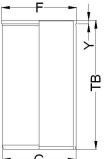




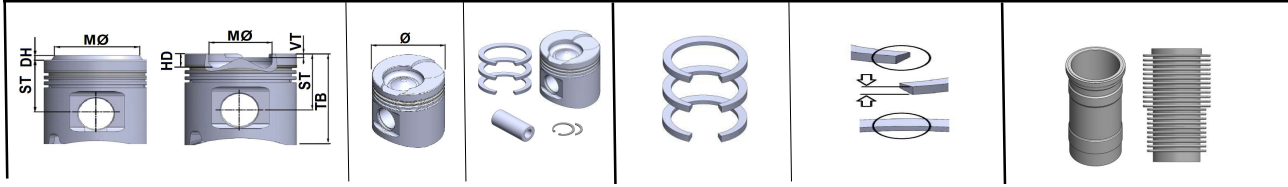
ALFA ROMEO	Ø 72							
GASOLINE ENGINE 350A1.000 EURO 4 EURO 5 1368 CC - 4 CYL.	 	Cyl. 4 ST 26,00 TB 49,00 HD 4,75 VT 2,050	72,00 72,40	TA 6501008 TA 6501019	TA 7104211 TA 7104222	S01 1,00 CR S06 1,20 P S35 2,00 CR,P	TA 4042230 G 75,00 F 76,50 Y 5,00 TB 126,00	
		18 x 49						
		>>						


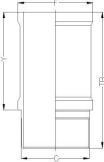


ALFA ROMEO	Ø 74							
GASOLINE ENGINE AR 00530 101 105/31 1290 CC 4 CYL.	 SP 	Cyl. 4 ST 32,5 TB 79,10 DH 13,6	74,00	TA 6104102	TA 7104104	S02 1,50 CR S21 1,75 P S32 4,00 P	TA 4042200 G 80,50 F 90,00 Y 89,20 TB 139,0	
		20.0 x 63,5						
		>> TA 5530220						


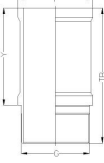




ALFA ROMEO	Ø 78							
GASOLINE ENGINE AR 00526 AR 00536 105 - 105/28 AR 01600 116.00 - 02/11650 1570 CC 4 CYL.		Cyl. 4 ST 33,70 TB 82,50 DH 15,80	78,00	TA 6104104	TA 7104106	S02 1,50 CR S21 1,75 P S35 4,00 P	TA 4042204 SZ G 84,00 F 94,00 Y 95,50 TB 150,0	
	 22,0 x 67,5							
				>> TA 5530224				

ALFA ROMEO	Ø 79,5							
DIESEL ENGINE 940 A3.000 1598 CC - 4 CYL.		Cyl. 4 ST 43,95 TB 68,95 HD -13,80 VT -0,46 -0,60 MØ 41,70	79,50 79,90	TA 6501005 TA 6501019	TA 7432526 TA 7432537	S01 1,50 CR S07 1,50 P S35 2,00 CR,P	TA 4422234 G 82,50 F 84,00 Y 5,00 TB 142,00	
	RC  26,00 x 62,80							
				>>				


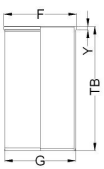
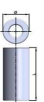
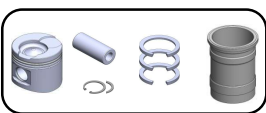



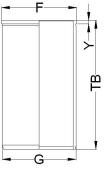
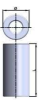

ALFA ROMEO	Ø 80							
GASOLINE ENGINE AR 00548 AR 01608 - 1608X AR 01678 AR 06168 AR 062.02 AR 61102 AR 61201 105 116A 116.78 162.B1/A 1779 CC 4 CYL.		Cyl. 4 ST 33,25 TB 80,10 DH 13,35	80,00	TA 6104106	TA 7104108	S02 1,50 CR S21 1,75 P S35 4,00 CR	TA 4042206 S G 85,00 F 94,00 Y 107,50 TB 152,0	
	 22.0 x 68,5							
				>> TA 5530226				

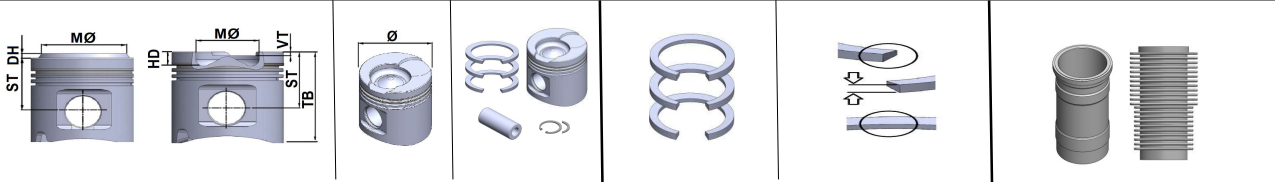
ALFA ROMEO	Ø 80							
GASOLINE ENGINE AR 16202 AR 34102 AR 64101 AR 64102 M631AT20C 1996 CC 6 CYL.V		Cyl. 6 ST 34,00 TB 65,80 DH 2,4	80,00	TA 6104114	TA 7104138	S02 1,50 CR S07 1,50 P S35 3,50 CR	TA 4042212 G 86,00 F 96,00 Y 78,00 TB 119,5	
	 22.0 x 61,50							
				>> TA 5530234				


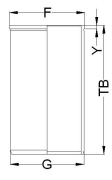
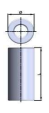
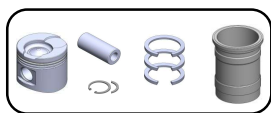



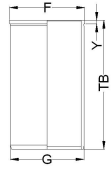
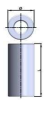



ALFA ROMEO		Ø 82							
GASOLINE ENGINE AR 32103 EURO 3 AR 32104 EURO 3 1598 CC 4 CYL.	 RC	Cyl. 4 ST 28,47 TB 50,47 HD -2.20 VT + 0.20	82,00 82,40 82,60	TA 6501001 TA 6501012 TA 6501023	TA 7104130 TA 7104141 TA 7104152	S11 1,20 CR S06 1,20 S35 2,00 CR		 20,00 x 52,00	 >>

ALFA ROMEO		Ø 82								
DIESEL ENGINE 192 B1.000 4 CYL. 841 G.000 . 841 M.000 841 N.000 5 CYL. 937 A5.000 939 A2.000 4 CYL. 1910 CC 4 CYL. 2387 CC 5 CYL.	 RC, OCP, BB	Cyl. 4/5 ST 46,50 TB 72,50 HD -15,40 VT -1,03 MØ 41,50	82,00 82,40 82,60	TA 6427868 TA 6427899 TA 6427879	TA 7428422 TA 7428444 TA 7428433	S01 2,00 CR,P S26 2,00 P S35 2,00 CR,P	TA 4042234 G 85,00 F 88,00 Y 4,50 TB 155,00 TA 4042238 G 85,57 F 88,53 Y 4,00 TB 155,00		 26 x 61	 >>

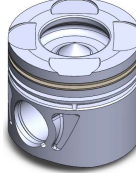
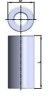

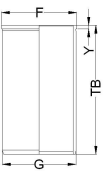






ALFA ROMEO	Ø	82						
DIESEL ENGINE		Cyl. 4/5 ST 46,50 TB 72,50 HD -17,50 VT -0,65 MØ 37,50	82,00 82,40 82,6	TA 6427844 TA 6427855 TA 6427866	TA 7428422 TA 7428444 TA 7428433	S01 2,00 CR S26 2,00 P S35 2,00 CR,P	TA 4042234 G 85,00 F 88,00 Y 4,50 TB 155,00 TA 4042238 G 85,57 F 88,53 Y 4,00 TB 155,00	
839 A6.000 841 C.000 5 CYL. 937 A.2000 937 A.7000 939 A.1000 . AR 37101 AR 36202 4 CYL.	RC, BB							
EURO 3 1910 4 CYL. 2387 CC - 5 CYL.	 26 x 61							
								 >>

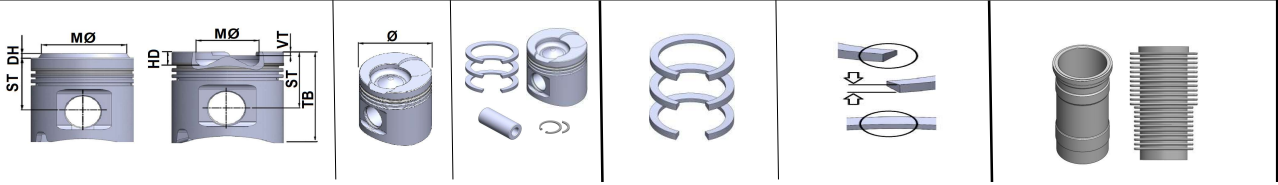
ALFA ROMEO	Ø	82						
DIESEL ENGINE		Cyl. 4/5 ST 46,50 TB 72,50 HD -17,50 VT -0,80 MØ 37,50	82,00 82,40 82,60	TA 6427710 TA 6427721 TA 6427732	TA 7428470 TA 7428481 TA 7428492	S01 2,50 CR, P S26 2,00 P S35 2,00 CR, P	TA 4042234 G 85,00 F 88,00 Y 4,50 TB 155,00 TA 4042238 G 85,57 F 88,53 Y 4,00 TB 155,00	
839 A6.000 841 C.000 5 CYL. 937 A.2000 937 A.7000 939 A.1000 AR 37101 AR 36202 4 CYL.	RC							
EURO 3 1910 4 CYL. 2387 CC - 5 CYL.	 26 x 61							
								 >>




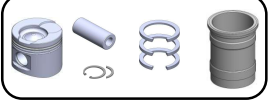




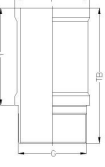



<p>ALFA ROMEO</p> <p>DIESEL ENGINE</p> <p>844 A2.000 939 B3.000 939 B4.000 940 A4.000</p> <p>940 A7.000 940 A8.000</p> <p>EURO 5</p> <p>1956 CC - 4 CYL.</p>	<p>Ø 83</p>  <p>RC,OCP.YP,T</p>  <p>30,00 x 67,00</p> 	<p>Cyl. 4</p> <p>ST 46,63 TB 72,60 HD -15,80 MØ 43,50</p>	<p>83,00 83,40 83,60</p>	<p>TA 6501006 TA 6501017 TA 6501028</p>	<p>TA 7428330 TA 7428341 TA 7428352</p>	<p>S01 1,50 CR S26 1,50 P S35 2,00 CR,P</p>	<p>TA 4422242</p> <p>SZ</p> <p>G 86,00 F 87,50 Y 5,00 TB 155,00</p> 
---	--	---	----------------------------------	---	---	---	--

<p>ALFA ROMEO</p> <p>GASOLINE ENGINE</p> <p>116.33</p> <p>1962 CC 4 CYL.</p>	<p>Ø 84</p>   <p>22,0 x 71,30</p> 	<p>Cyl. 4</p> <p>ST 32,75 TB 81,00 DH 14,75</p>	<p>84,00</p>	<p>TA 6104108</p>	<p>TA 7104110</p>	<p>S02 1,50 CR S21 1,75 P S35 4,50 CR</p>	<p>TA 4042208</p> <p>S</p> <p>G 89,00 F 98,00 Y 107,50 TB 152,00</p> 
--	--	---	--------------	-------------------	-------------------	---	---



ALFA ROMEO	Ø 84							
GASOLINE ENGINE AR 00512 AR 11671 116.55 548/84 1962 CC 4 CYL.	  22.0 x 71,30	Cyl. 4 ST 33,2 TB 85,50 DH 18,80	84,00	TA 6104110	TA 7104110	S02 1,50 CR S21 1,75 P S35 4,50 CR	TA 4042208 S G 89,00 F 98,00 Y 107,50 TB 152,00	
		 >> TA 5530230						

ALFA ROMEO	Ø 84							
GASOLINE ENGINE AR 01588 AR 06224 1962 CC 4 CYL.	  22.0 x 71,30	Cyl. 4 ST 32,75 TB 79,10 DH 12,85	84,00	TA 6104112	TA 7104112	S02 1,50 CR S21 1,75 P S35 3,50 CR	TA 4042208 S G 89,00 F 98,00 Y 107,50 TB 152,00	
		 >> TA 5530232						











TARABUSI is a registered trademark of FINIMPIANTI a trusted brand in the spare parts world. www.at-tarabusi.com

Non original engine parts. OEMs names and part numbers are for reference purpose only. All pictures shown are for illustration purpose only.











ALFA ROMEO	Ø	88					
GASOLINE ENGINE AR 01646 AR 01648 AR 01911 AR 01928 119.00 - 01913 AR 67301 AR 67302 AR 67303 834 G.000 2492 CC 6 CYL.V	  22.0 x 73,00	Cyl. 6 ST 34,35 TB 68,00 DH 4,65	88,00	TA 6104118	TA 7104142	S02 1,50 CR S21 1,75 P S35 4,00 CR	TA 4042216 S G 94,00 F 104,00 Y 78,00 TB 120,50 
			>> TA 5530238				



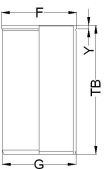

ALFA ROMEO	Ø	93					
GASOLINE ENGINE 195.20 AR 06120 AR 06124 AR 61503 834 F.000 195.20 2959 CC 6 CYL.V	  22.0 x 73,00	Cyl. 6 ST 32,70 TB 68,90 DH 7,20	93,00	TA 6104122	TA 7104146	S02 1,50 CR S06 1,50 P S35 3,50 CR	TA 4042218 G 99,00 F 109,00 Y 78,00 TB 119,00 
			>> TA 5530242				






ALFA ROMEO	Ø	93					
DIESEL ENGINE 8144.67.220 2499 CC 4 CYL.	 RC,SP,EP	Cyl. 4 ST 54,00 TB 89,00 HD -2,20	93,00 93,40 93,60	TA 6325605 TA 6325616 TA 6325620	TA 7325500 TA 7325511 TA 7325522	S01 3,00 CR S26 2,00 P S35 3,00 CR	TA 4411053 SZ G 96,00 F 98,90 Y 5,00 TB 167,30
		 32,00 x 75,20	 >>				




ALFA ROMEO	Ø	93					
DIESEL ENGINE 8144.21.220 2445 CC 4 CYL.	 RC,SP	Cyl. 4 ST 59,65 TB 97,65 HD -14,80 MØ 52,00	93,00 93,40 93,60	TA 6354504 TA 6354515 TA 6354526	TA 7354406 TA 7354410 TA 7354421	S16 3,00 CR,P S10 2,00 P S35 3,00 CR,P	
		 32,00 x 78,00	 >>				


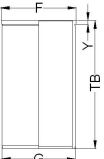




ALFA ROMEO		Ø 93							
DIESEL ENGINE 8140.61.200 8144.61.200 2445 CC 4 CYL.	 RC,SP,EP  32,00 x 74,40	Cyl. 4 ST 55,00 TB 90,00 HD -2,20	93,00 93,40 93,60	TA 6056805 TA 6056820 TA 6056831	TA 7056803 TA 7056825 TA 7056836	S01 3,00 CR S26 2,00 P S35 4,00 CR	TA 4415913 SZ G 96,00 F 99,00 Y 4,80 TB 170,50		
 >>									


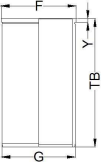


AUDI		Ø 71,01							
GASOLINE ENGINE CBZA CBZB EURO 5 1197 CC 4 CYL.	 EP  19 x 42	Cyl. 4 ST 29,00 TB 45,00 HD -4,00 MØ 39,50	71,01 71,26 71,51	TA 6192945 TA 6192956 TA 6192967	TA 7192930 TA 7192941 TA 7192952	S06 1,20 CR S26 1,50 CR S35 2,00 CR			
 >>									






AUDI		Ø 76,51							
GASOLINE ENGINE		Cyl. 4	76,51	TA 6331260	TA 7331303	S01 1,20 CR			
		ST 28,97	76,76	TA 6331271	TA 7331314	S06 1,50 CR			
CAVG CTHG CTJA	EP	TB 49,97	77,01	TA 6331282	TA 7331325	S38 2,00 P			
		HD -4,57							
		VT -1,30 -4,00							
		DH 2,0							
1390 CC 4 CYL.		19 x 54							
		>>							




AUDI		Ø 76,51							
DIESEL ENGINE		Cyl. 4/5/6	76,51	TA 6351704	TA 7351702	S01 1,75 CR	TA 4418013		
		ST 41,7	77,01		TA 7351713	S07 2,00	SZ		G 79,50
CY 4 CYL. RA - SB 4 CYL. DE - NC 5 CYL.	RC,SP,EP	TB 71,7	77,51		TA 7351724	S35 3,00 CR	F 81,50		
		HD -1,6					Y 4,70		
1588 CC 4 CYL. 1986 CC 5 CYL.		24 x 64					TB 145		
		>>							
		ST : 41,45	77,01	TA 6351715	TA 7351713		TA 4418017		
		TB : 71,45					G 79,56		
		ST : 41,45	77,51	TA 6351726	TA 7351724		F 82,50		
		TB : 71,45					Y 4,50		
							TB 142		


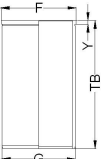




AUDI		Ø 76,51							
DIESEL ENGINE CN 5 CYL. CR - JK 4 CYL. 1588 CC 4 CYL. 1986 CC 5 CYL.	 RC,SP	Cyl. 4/6	76,51	TA 6358402	TA 7358400	S01 1,75 CR	TA 4418013 SZ G 79,5 F 81,5 Y 4,7 TB 145		
		ST 41,7	77,01		TA 7358411	S06 2,00			
		TB 71,7	77,51		TA 7358422	S35 3,00 CR			
		HD -1,6							
		ST : 41,45	77,01	TA 6358413	TA 7358411				
		ST : 41,45	77,51	TA 6358424	TA 7358422				
	 24 x 64								
	 >>								

AUDI		Ø 79,51							
DIESEL ENGINE 1Z 1896 CC 4 CYL.	 RC,BB,EP	Cyl. 4	79,51	TA 6801120	TA 7369401	S01 1,75 C,FE			
		ST 45,70	79,76	TA 6801131	TA 7369412	S06 2,00 CR,P			
		TB 71,70	80,01		TA 7369423	S35 3,00 CR			
		HD -17,75	80,51		TA 7369434				
		VT -1,35 -1,55							
		MØ 38,00							
		ST : 45,55	80,01	TA 6801142	TA 7369423				
	CYL. 1-2  26 x 66	TB : 71,45							
		ST : 45,55	80,51	TA 6801153	TA 7369434				
		TB : 71,45							
	 >>								




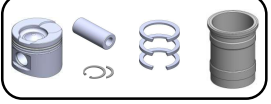






AUDI		Ø 79,51							
DIESEL ENGINE 1Z 1896 CC 4 CYL.		Cyl. 4	79,51	TA 6801125	TA 7369401	S01 1,75	C,FE		
		ST 45,70	79,76	TA 6801136	TA 7369412	S06 2,00	CR,P		
		TB 71,70	80,01		TA 7369423	S35 3,00	CR		
		HD -17,75	80,51		TA 7369434				
		VT -1,35 -1,55							
		MØ 38,00							
	RC,BB,EP	ST : 45,55	80,01	TA 6801147	TA 7369423				
	CYL. 3-4	TB : 71,45							
		ST : 45,55	80,51	TA 6801158	TA 7369434				
		TB : 71,45							
		26							
		x							
		66							
				>>					

AUDI		Ø 79,51							
DIESEL ENGINE AAZ 1896 CC 4 CYL.		Cyl. 4	79,51	TA 6349604	TA 7349602	S01 1,75	TA 4422213		
		ST 45,65	79,76	TA 6349615	TA 7349613	S08 2,00	SZ		
		TB 71,65	80,01	TA 6349626	TA 7349624	S35 3,00	G 82,50		
		HD -1,90	80,51	TA 6349630	TA 7349635		F 85,50		
							Y 4,7		
							TB 152,00		
	RC,SP,EP	ST : 45,40	80,01	TA 6362415	TA 7349624				
		ST : 45,40	80,51	TA 6362426	TA 7349635				
		26,00							
		x							
		66,00							
				>>					


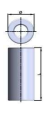
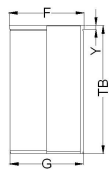
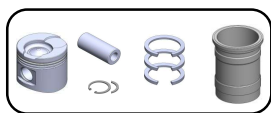



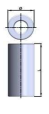



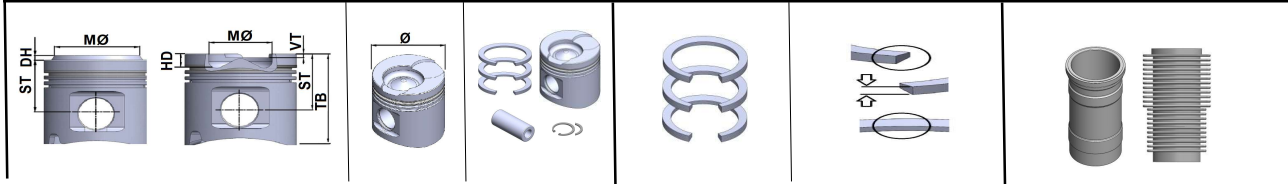
AUDI		Ø 79,51							
DIESEL ENGINE 1Y- ABB 4 CYL. 3D 5 CYL. AAS 5 CYL. 1896 CC 4 CYL. 2370 CC 5 CYL.	 RC,SP,EP  24,00 x 64,00	Cyl. 4 ST 39,65 TB 65,70 HD -1,90	79,51 79,76 80,01 80,51	TA 6348602 TA 6348613	TA 7348600 TA 7348611 TA 7348622 TA 7348633	S01 1,75 S08 2,00 S35 3,00	TA 4422213 SZ G 82,50 F 85,50 Y 4,7 TB 152,00		
		ST : 45,40	80,01	TA 6348624	TA 7348622				
		ST : 45,40	80,51	TA 6348635	TA 7348633				
		 >>							




AUDI		Ø 79,51							
DIESEL ENGINE 1Z - AFF AFN - AGR AHF - AHH - AHU ALH -ASV AVG - BKE 1896 CC - 4 CYL.	 RC,BB CYL. 1-2  26 x 66	Cyl. 4 ST 45,80 TB 71,80 HD -17,75 VT -1,00 MØ 37,90	79,51 79,76 80,01 80,51	TA 6369704 TA 6369715	TA 7369401 TA 7369412 TA 7369423 TA 7369434	S01 1,75 CR S08 2,00 CR S35 3,00 CR	TA 4422213 G 82,50 F 85,50 Y 4,70 TB 152,00		
		ST : 45,55	80,01	TA 6369726	TA 7369423				
		TB : 71,55	80,51	TA 6369737	TA 7369434				
		ST : 45,55 TB : 71,55							
 >>									






AUDI		Ø 79,51							
DIESEL ENGINE 1Z - AFF AFN - AGR AHF - AHH - AHU ALH - ASV AVG - BKE 1896 CC - 4 CYL.	 RC, BB CYL. 3-4  26 x 66	Cyl. 4 ST 45,80 TB 71,80 HD -17,75 VT -1,00 MØ 37,90	79,51 79,76 80,01 80,51	TA 6369801 TA 6369812	TA 7369401 TA 7369412 TA 7369423 TA 7369434	S01 1,75 CR S08 2,00 CR S35 3,00 CR	TA 4422213 G 82,50 F 85,50 Y 4,70 TB 152,00		
		ST : 45,55 TB : 71,55	80,01 80,51	TA 6369823 TA 6369834	TA 7369423 TA 7369434				
		ST : 45,55 TB : 71,55	80,51	TA 6369834	TA 7369434				
 >>									

AUDI		Ø 79,51							
DIESEL ENGINE 1Z - AFF AFN - AGR AHF - AHH AHU - ALH ASV - AVG BKE 1896 CC - 4 CYL.	 RC CYL. 1-2  26 x 66	Cyl. 4 ST 45,80 TB 71,80 HD -17,75 VT -1,00 MØ 37,90	79,51 79,76 80,01 80,51	TA 6369403 TA 6369414	TA 7369401 TA 7369412 TA 7369423 TA 7369434	S01 1,75 CR S06 2,00 CR,P S35 3,00 CR			
		ST : 45,55	80,01	TA 6369425	TA 7369423				
		ST : 45,55	80,51	TA 6369436	TA 7369434				
 >>									







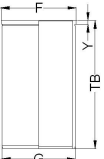


AUDI		Ø 79,51					
DIESEL ENGINE 1Z - AFF AFN - AGR AHF - AHH AHU - ALH ASV - AVG BKE 1896 CC - 4 CYL.	 RC CYL. 3-4  26 x 66	Cyl. 4 ST 45,80 TB 71,80 HD -17,75 VT -1,00 MØ 37,90	79,51 79,76 80,01 80,51	TA 6369602 TA 6369613	TA 7369401 TA 7369412 TA 7369423 TA 7369434	S01 1,75 CR S06 2,00 CR,P S35 3,00 CR	
		ST : 45,55	80,01	TA 6369624	TA 7369423		
			80,51	TA 6369635	TA 7369434		
		 >>					

AUDI		Ø 79,51					
DIESEL ENGINE AJM ATJ 1896 CC 4 CYL.	 RC,OCP,BB CYL. 1-2  26 x 66	Cyl. 4 ST 45,80 TB 69,80 HD -17,80 VT -1,30 MØ 38,00	79,51 79,76 80,01 80,51	TA 6391700 TA 6391711	TA 7391705 TA 7391716 TA 7391720 TA 7391731	S01 1,75 CR,P S05 2,00 P S35 3,00 CR,P	
		ST : 45,55	80,01	TA 6391722	TA 7391720		
		TB : 69,55					
		ST : 45,55	80,51	TA 6391733	TA 7391731		
 >>							

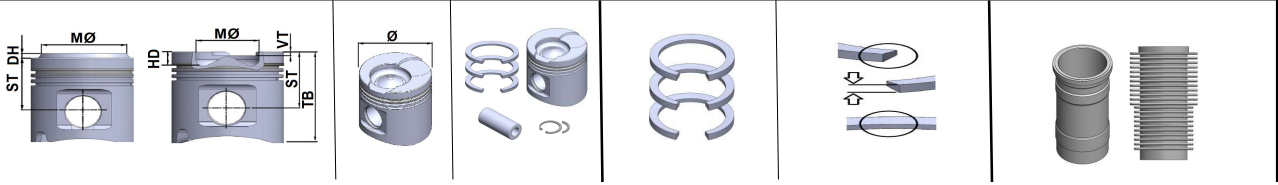




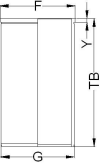





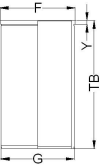

AUDI		Ø 79,51							
DIESEL ENGINE	AJM ATJ	1896 CC 4 CYL.	 Cyl. 4 ST 45,80 TB 69,80 HD -17,80 VT -1,30 MØ 38,00	79,51	TA 6391803	TA 7391705	S01 1,75 CR,P		
				79,76	TA 6391814	TA 7391716	S05 2,00 P		
				80,01		TA 7391720	S35 3,00 CR,P		
				80,51		TA 7391731			
			RC,OCP,BB	80,01	TA 6391825	TA 7391720			
			CYL. 3-4.	80,51	TA 6391836	TA 7391731			
			 26 x 66						
			 >>						

AUDI		Ø 79,51							
DIESEL ENGINE	AMF BHC	1422 CC 3 CYL.	 Cyl. 3 ST 45,75 TB 69,80 HD -17,65 VT -1,10 MØ 37,90	79,51	TA 6349708	TA 7369401	S01 1,75 CR	TA 4422213	
				79,76	TA 6349719	TA 7369412	S08 2,00 P	SZ	
				80,01	TA 6349730	TA 7369423	S35 3,00 CR,P	G 82,50	
								F 85,50	
			RC,BB	80,01	TA 6363419	TA 7369423			
			CYL. 3	81,51	TA 6363430	TA 7369434			
			 26 x 63						
			 >>						





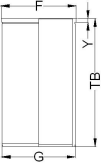





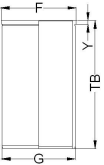

AUDI		Ø 79,51							
DIESEL ENGINE AMF BHC 1422 CC 3 CYL.	 RC, BB CYL. 1 - 2  26 x 63	Cyl. 3 ST 45,75 TB 69,80 HD -17,65 VT -1,10 MØ 37,90	79,51 79,76 80,01	TA 6349704 TA 6349715 TA 6349726	TA 7369401 TA 7369412 TA 7369423	S01 1,75 CR S08 2,00 P S35 3,00 CR,P	TA 4422213 SZ G 82,50 F 85,50 Y 4,70 TB 152,00		
		ST : 45,55 80,01	TA 6363415	TA 7369423					
		ST : 45,55 80,51	TA 6363426	TA 7369434					
		 >>							

AUDI		Ø 79,51							
DIESEL ENGINE ANU - ATD - AVB AVQ - AXR - BEW BJB - BKC - BRU BSW - BXE - BXF BXJ - ATD 1896 CC 4 CYL.	 RC, OCP, BB CYL 1-2  26 x 66	Cyl. 4 ST 45,80 TB 68,80 HD -17,20 VT -1,10 MØ 38,00	79,51 79,76 80,01	TA 6391906 TA 6391910	TA 7391705 TA 7391716 TA 7391720	S01 1,75 CR S08 2,00 S35 3,00 CR	TA 4422213 G 82,50 F 85,50 Y 4,70 TB 152,00		
		ST : 45,55 80,01	TA 6391921	TA 7391720					
		TB : 68,55							
		 >>							




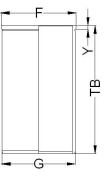
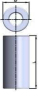




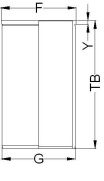


AUDI		Ø 79,51							
DIESEL ENGINE ANU - ATD - AVB AVQ - AXR - BEW BJB - BKC - BRU BSW - BXE - BXF BXJ - ATD 1896 CC 4 CYL.	 RC,OCP,BB CYL. 3-4  26 x 66	Cyl. 4 ST 45,80 TB 68,80 HD -17,20 VT -1,10 MØ 38,00	79,51 79,76 80,01	TA 6392002 TA 6392013	TA 7391705 TA 7391716 TA 7391720	S01 1,75 CR S08 2,00 S35 3,00 CR	TA 4422213 G 82,50 F 85,50 Y 4,7 TB 152,00		
		ST : 45,55 TB : 68,55	80,01	TA 6392024	TA 7391720				
 >>									

AUDI		Ø 79,51							
DIESEL ENGINE ASZ AVF AWX 1896 CC 4 CYL.	 RC,OCP,BB CYL. 1-2  26 x 66	Cyl. 4 ST 45,80 TB 68,80 HD -17,90 VT -1,10 -1,10 MØ 38,00	79,51 79,76 80,01	TA 6392105 TA 6392116	TA 7391705 TA 7391716 TA 7391720	S01 1,75 CRP S08 2,00 P S35 3,00 CRP	TA 4422213 SZ G 82,50 F 85,50 Y 4,70 TB 152,00		
		ST : 45,55 TB : 68,55	80,01	TA 6392120	TA 7391720				
 >>									


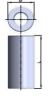
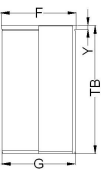








AUDI		Ø 79,51							
DIESEL ENGINE		Cyl. 4	79,51	TA 6392201	TA 7391705	S01 1,75 CRP	TA 4422213		
		ST 45,80	79,76	TA 6392212	TA 7391716	S03 2,00 P	SZ		
		TB 68,80	80,01		TA 7391720	S35 3,00 CRP	G 82,50		
ASZ		HD -17,90					F 85,50		
AVF		VT -1,10 -1,10					Y 4,70		
AWX		MØ 38,00					TB 152,00		
1896 CC 4 CYL.									
	RC,OCP,BB	ST : 45,55	80,01	TA 6392223	TA 7391720				
	CYL. 3-4	TB : 68,55							
		26							
		x							
		66							
									

AUDI		Ø 79,51							
DIESEL ENGINE		Cyl. 4	79,51	TA 6801060	TA 7369401	S01 1,75 CR	TA 4422213		
		ST 45,80	79,76	TA 6801071	TA 7369412	S06 2,00 CR	G 82,50		
		TB 68,80	80,01		TA 7369423	S35 3,00 CR	F 85,50		
1Z - AFF - AFN		HD -17,65	80,51		TA 7369434		Y 4,70		
AGR - AHF - AHH		VT -1,10					TB 152,00		
AHU - ALH - ASV		MØ 38,00							
AVG -BKE									
1896 CC - 4 CYL.									
	RC,OCP,BB	ST : 45,55	80,01	TA 6801082	TA 7369423				
	CYL. 1-2	TB : 68,55							
		26							
		x							
		66							
									

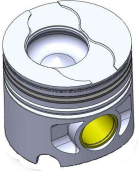
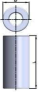






AUDI		Ø 79,51							
DIESEL ENGINE 1Z - AFF - AFN AGR - AHF - AHH AHU - ALH - ASV AVG -BKE 1896 CC - 4 CYL.	 RC,OCP,BB 3/4 Cyl.  26 x 66	Cyl. 4 ST 45,80 TB 68,80 HD -17,65 VT -1,10 MØ 38,00	79,51 79,76 80,01 80,51	TA 6801064 TA 6801075	TA 7369401 TA 7369412 TA 7369423 TA 7369434	S01 1,75 CR S06 2,00 CR S35 3,00 CR	TA 4422213 G 82,50 F 85,50 Y 4,70 TB 152,00		
		ST : 45,55 TB : 68,55	80,01 80,51	TA 6801086 TA 6801097	TA 7369423 TA 7369434				
 >>									

AUDI		Ø 79,51							
DIESEL ENGINE BLS BXE 1896 CC - 4 CYL	 RC,OCP,BB CYL. 1-2  26,00 x 66,00	Cyl. 4 ST 45,80 TB 69,80 HD -17,34 VT -0,70 -0,70 MØ 38,00	79,51 79,76 80,01	TA 6801021 TA 6801032	TA 7369401 TA 7369412 TA 7369423	S01 1,75 CRP S06 2,00 P S35 3,00 CRP			
		ST : 45,55 TB : 69,55	80,01	TA 6801043	TA 7369423				
 >>									

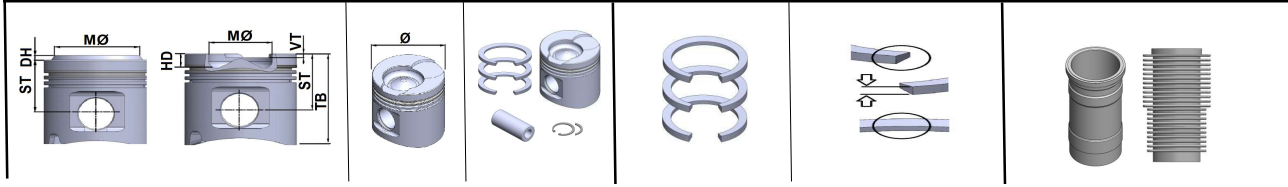



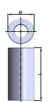
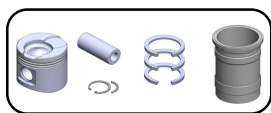





AUDI		Ø 79,51					
DIESEL ENGINE BLS BXE 1896 CC - 4 CYL	 RC,OCP,BB CYL. 3-4.  26,00 x 66,00	Cyl. 4 ST 45,80 TB 69,80 HD -17,34 VT -0,07 -0,07 MØ 38,00	79,51 79,76 80,01	TA 6801028 TA 6801039	TA 7369401 TA 7369412 TA 7369423	S01 1,75 CRP S06 2,00 P S35 3,00 CRP	
		ST : 45,55 TB : 69,55	80,01	TA 6801050	TA 7369423		
		 >>					

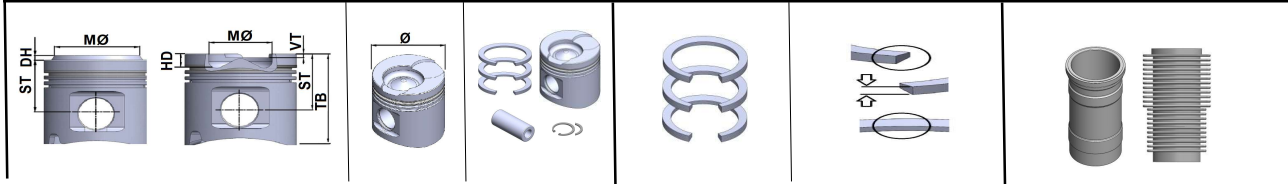
AUDI		Ø 79,51						
DIESEL ENGINE CAYB EURO 5 CAYC 1598 CC 4 CYL.	 RC, OCP  26 x 66	Cyl. 3/4 ST 45,30 TB 67,80 HD -10,7 MØ 49	79,51 79,76 80,01	TA 6391732 TA 6391743 TA 6391754	TA 7391726 TA 7391737 TA 7391748	S01 1,75 CR P S10 2,00 P S35 3,00 CR		
		 >>						


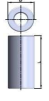








AUDI		Ø 81,01					
GASOLINE ENGINES ADP - AEH AHL - AKL APF - ARM 1595 CC 4 CYL.		Cyl. 4	81,01	TA 6874500	TA 7380232	S01 1,20 CR	
		ST 32,00	81,26	TA 6874511	TA 7380243	S26 1,50	
		TB 53,70	81,51		TA 7380254	S38 2,00 CR	
		HD -2,30					
		DH +0,70					
		MØ 61,40					
		ST : 31,70	81,26	TA 6874530	TA 7380243		
		TB : 53,40					
			81,51	TA 6874522	TA 7380254		
			82,00	TA 6874533	TA 7380265		
	 20 x 57						
	 >>						

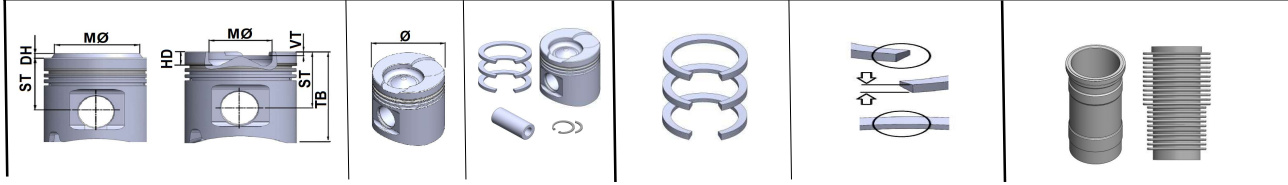
AUDI		Ø 81,01					
GASOLINE ENGINE ALZ - ANA AVU - AFQ BGU EURO 4 BSE EURO 4 EURO 5 BSF EURO 2 1595 CC - 4 CYL.		Cyl. 4	81,01	TA 6802201	TA 7380224	S01 1,00	
		ST 29,70	81,51	TA 6802212	TA 7380235	S26 1,20	
		TB 50,70	82,01	TA 6802223	TA 7380246	S35 2,00 CR	
		HD -2,00					
		DH 0,70					
		MØ 61,40					
		ST : 28,70	81,51	TA 6802234	TA 7380235		
		TB : 50,40					
			82,01	TA 6802245	TA 7380246		
	 19,00 x 42,00						
	 >>						


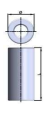
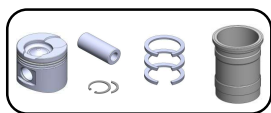



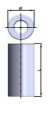

AUDI		Ø 81,01					
GASOLINE ENGINE AMK APX APY AUL BAM 1781 CC 4 CYL.	 EP	Cyl. 4 ST 32,70 TB 53,70 HD -2,1 MØ 70,30	81,01 81,26 81,51	TA 6802074	TA 7382016	S01 1,50 CR S26 1,75 CR S35 2,00 CR	
		ST : 32,40 TB : 53,40	81,26	TA 6802085	TA 7382027		
		ST : 32,40 TB : 53,40	81,51	TA 6802096	TA 7382038		
		 20 x 62					
		>>					

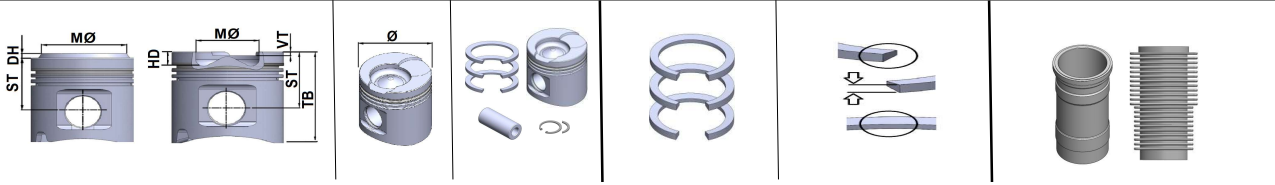
AUDI		Ø 81,01					
GASOLINE ENGINE ABM - DT JU - PP RN - SA 1595 CC 4 CYL.	 SP	Cyl. 4 ST 35,60 TB 66,80 HD -2,30 DH 2,20 MØ 59,80	81,01 81,26 81,51	TA 6802003	TA 7348401	S01 1,50 CR S26 1,75 S35 3,00 CR	
		ST : 35,30 TB : 66,50	81,26	TA 6802014	TA 7348412		
			81,51	TA 6802025	TA 7348423		
		 20 x 57	82,01	TA 6802036	TA 7348434		
		>>					











AUDI		Ø 81,01					
GASOLINE ENGINE ADR - AGN AJP - APG APT - AQE ARG - ARH AVV 1781CC 4 CYL.	 EP  20 x 59	Cyl. 4 ST 32,55 TB 56,55 HD -3,63	81,01 81,26 81,51 82,01	TA 6802053 TA 6802064 TA 6802075 TA 6802086	TA 7380208 TA 7380219 TA 7380230 TA 7380241	S21 1,50 P S26 1,75 S35 2,00 CR	
		ST : 32,25 TB : 56,55	81,51	TA 6802090	TA 7380230		
 >>							




AUDI		Ø 81,01					
GASOLINE ENGINE AGA - AJG - ALF ALW - AML - AMM APC - APS - APZ ARJ - ARN - ASM BDV 2393 CC 6 CYL.	  21 x 56	Cyl. 6 ST 28,80 TB 55,00 DH +5,20	81,01 81,26 81,51	TA 6802043 TA 6802054 TA 6802065	TA 7380212 TA 7380223 TA 7380234 TA 7380245	S01 1,50 CR S26 1,50 P S38 2,00	
		ST : 28,50 TB : 54,70	81,26 81,51 82,01	TA 6802060 TA 6802071 TA 6802076			
 >>							






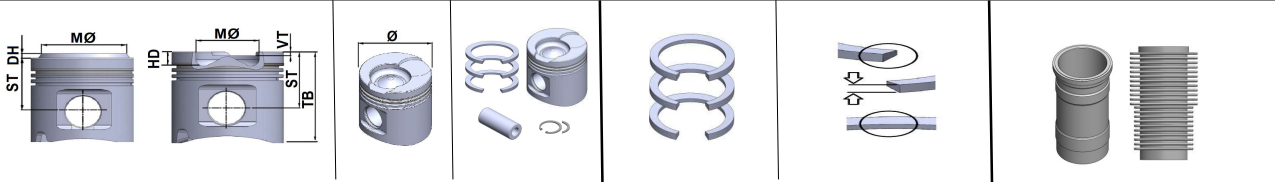
AUDI		Ø 81,01					
GASOLINE ENGINE AMB - ARX - ARY AUM EURO 4 AUQ - AVJ - AWM AWP - AWT - BEX BFB - BVP - BVR BKB 1781 CC 4 CYL.	 EP  19 x 50	Cyl. 4 ST 32,70 TB 53,70 HD -1,9 MØ 68,20	81,01 81,26 81,51	TA 6802028 TA 6802039	TA 7380216 TA 7380227 TA 7380238	S01 1,50 CR S26 1,75 S38 2,00	
		ST : 32,40 TB : 53,40	81,51	TA 6802050	TA 7380238		
 >>							




AUDI		Ø 81,01					
GASOLINE ENGINE 4B - DR MG - PM RS - RU SF - SH 41781 CC 4 CYL.	 SP  20 x 57	Cyl. 4 ST 32,20 TB 62,50 HD -8,10 DH 1,30 MØ 56,90	81,01	TA 6802048	TA 7348401	S01 1,50 CR S26 1,75 S35 3,00	
		ST : 31,90 TB : 62,20	81,26 81,51 82,01	TA 6802059 TA 6802070 TA 6802081	TA 7348412 TA 7348423 TA 7348434		
 >>							






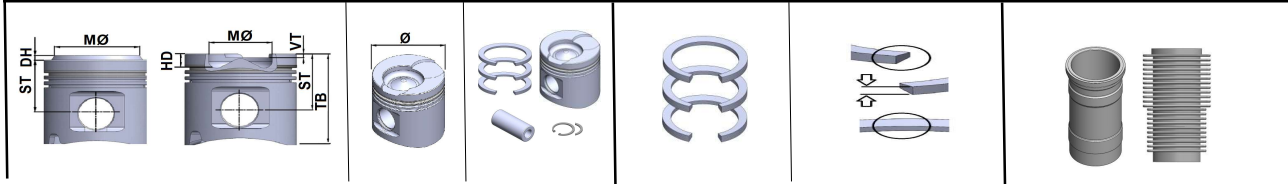
AUDI		Ø 81,01							
GASOLINE ENGINE DS - DZ JV - MU NE - PH PV 1781 CC 4 CYL.	 SP  20 x 57	Cyl. 4 ST 32,20 TB 62,50 HD -4,40 DH 1,30 MØ 55,80	81,01 81,26 81,51	TA 6348403 TA 6348414 TA 6348425 TA 6348436	TA 7348401 TA 7348412 TA 7348423 TA 7348412 TA 7348423 TA 7348434	S01 1,50 CR S26 1,75 S35 3,00			
				>>					

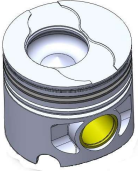


AUDI		Ø 81,01							
DIESEL ENGINE 1T AAT ABP AEL 2461 CC 5 CYL.	 RC, BB CYL. 1-2  26,00 x 68,00	Cyl. 5 ST 45,75 TB 69,75 HD -17,20 VT -1,35 MØ 39,60	81,01 81,26 81,51	TA 6385002 TA 6385010 TA 6385013	TA 7380704 TA 7380715 TA 7380726 TA 7380715 TA 7380726	S01 2,50 S06 2,00 P S35 3,00 CR			
				>>					






AUDI		Ø 81,01							
DIESEL ENGINE 1T AAT ABP AEL 2461 CC 5 CYL.	 RC, BB CYL. 3-4-5  26,00 x 68,00	Cyl. 5 ST 45,75 TB 69,75 HD -17,20 VT -1,35 MØ 39,60	81,01 81,26 81,51	TA 6385105 TA 6385110 TA 6385116	TA 7380704 TA 7380715 TA 7380726 TA 7380715 TA 7380726	S01 2,50 S06 2,00 P S35 3,00 CR			
 >>									

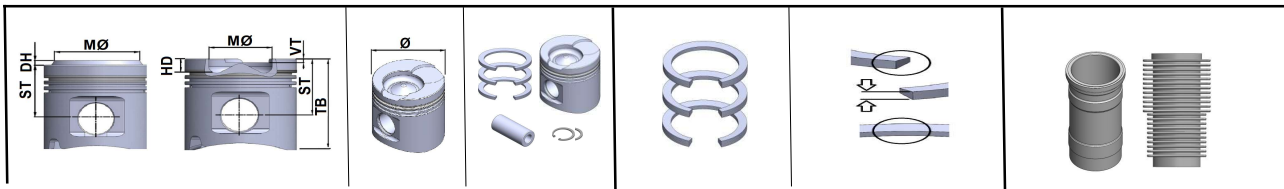
AUDI		Ø 81,01							
DIESEL ENGINE AZV - BKD BLB - BMN BNA - BRD BRE - BRF BUY - BVA BVF - BVG 1968 CC 4 CYL.	 RC, OCP, BB  26,00 x 66,00	Cyl. 4 ST 45,80 TB 68,80 HD -17,80 MØ 38,00	81,01 81,26 81,51	TA 6802101 TA 6802112 TA 6802123 TA 6802134	TA 7380228 TA 7380239 TA 7380250 TA 7380250	S01 1,75 CR S06 2,00 P S35 3,00 CR,P			
 >>									




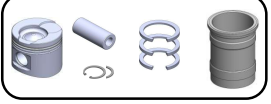






AUDI		Ø 81,01					
DIESEL ENGINE		Cyl. 4	81,01	TA 6845704	TA 7380228	S01 1,75 CR	
		ST 45,80	81,26	TA 6845715	TA 7380239	S08 2,00 P	
BMM BPW BRC		TB 68,80	81,51	TA 6845720	TA 7380250	S35 3,00 CR	
		HD -17,50					
1968 CC 4 CYL.		VT -0,70 -0,70					
		MØ 38,00					
	RC,OCP,BB	ST : 45,55	81,51	TA 6845726	TA 7380250		
	CYL. 1-2						
		26,00					
		x					
		66,00					
		>>					

AUDI		Ø 81,01					
DIESEL ENGINE		Cyl. 4	81,01	TA 6845697	TA 7380228	S01 1,75 CR	
		ST 45,80	81,26	TA 6845708	TA 7380239	S08 2,00 P	
BMM BPW BRC		TB 68,80	81,51	TA 6845725	TA 7380250	S35 3,00 CR	
		HD -17,50					
1968 CC 4 CYL.		VT -0,70 -0,70					
		MØ 38,00					
	RC,OCP,BB	ST : 45,55	81,51	TA 6845719	TA 7380250		
	CYL. 3-4						
		26,00					
		x					
		66,00					
		>>					

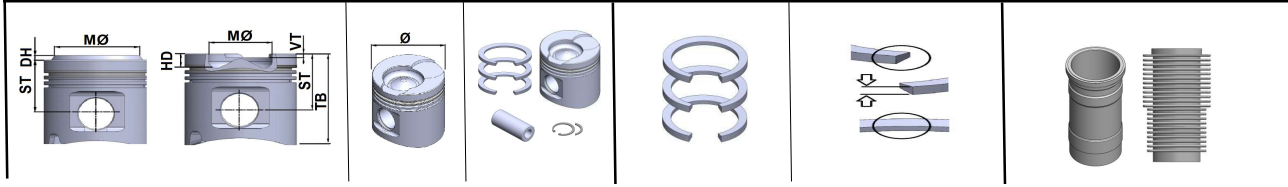



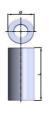
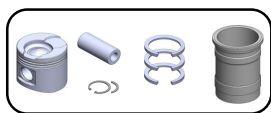



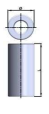

AUDI		Ø 81,01					
DIESEL ENGINE CFFA - CFFB CFGB - CFGC CFGD - CFHB CFHD - CGLA CGLB - CGLC CGLD - CGLE CJCA - CJCB CJCC - CJCD EURO 6 CLJA - CLLB CMFA - CMFB EURO 6 CMGA - CMGB 1968 CC 4 CYL.	 RC,OCP,BB  26,00 x  66,00	Cyl. 4 ST 45,80 TB 68,80 HD -13,10 MØ 50,88	81,01 81,26 81,51	TA 6802160 TA 6802171	TA 7380220 TA 7380231 TA 7380242	S01 1,75 CR S08 2,00 P S35 3,00 CR	
		ST : 45,55 TB : 68,55	81,51	TA 6802182	TA 7380242		
 >>							

AUDI		Ø 81,01					
DIESEL ENGINE CAGA - CAGB CAGC - CAHA CAHB - CBAA CBAB - CBBB CMEA 1968 CC 4 CYL.	 RC,OCP,BB  26,00 x  66,00	Cyl. 4 ST 45,80 TB 68,80 HD -12,70 MØ 50,88	81,01 81,26 81,51	TA 6864094 TA 6864105	TA 7380220 TA 7380231 TA 7380242	S01 1,75 CR S05 2,00 CR S35 3,00 CR	
		ST : 45,55 TB : 68,55	81,51	TA 6864116	TA 7380242		
 >>							




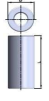






AUDI		Ø 82,5					
GASOLINE ENGINE AWA - AXW BLR - BLX BLY - BMB BVY - BVZ 1984 CC 4 CYL.	 EP	Cyl. 4 ST 29,38 TB 47,50 HD +12,46/ VT -2,00 -2,00 MØ 80	82,50 83,00	TA 6875372 TA 6875383	TA 7391768 TA 7391779	S06 1,20 NT S26 1,50 S35 2,00 CR	
		 19 x 44					
		 >>					

AUDI		Ø 82,51					
GASOLINE ENGINE AAD ABK 1984 CC 4 CYL.	 SP	Cyl. 4 ST 30,85 TB 63,75 HD -5,00 DH +0,90 MØ 63,80	82,51 83,01 83,51	TA 6875345	TA 7392004 TA 7392015 TA 7392026	S01 1,20 S01 1,50 S35 2,00 CR	
		 21,00 x 59,00	ST : 30,60 TB : 63,50	83,01 83,51	TA 6875356 TA 6875367	TA 7392015 TA 7392026	
		 >>					

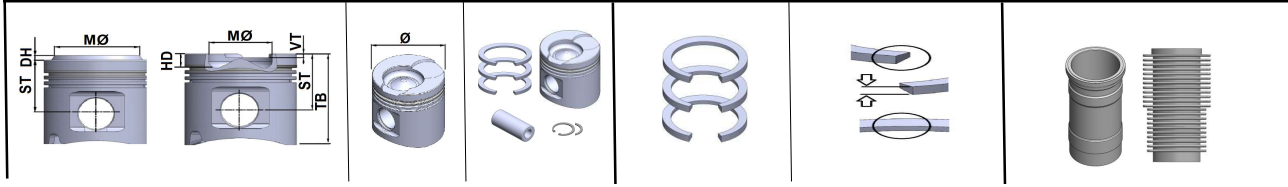


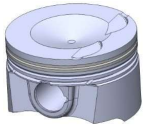
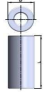



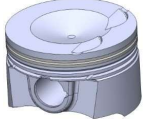


AUDI		Ø 82,51					
GASOLINE ENGINE		Cyl. 4	82,51	TA 6840452	TA 7392008	S02 1,20 NT	
		ST 29,8	82,76	TA 6840463	TA 7392019	S21 1,50	
BYT BZB CABA CABB CABD	RC	TB 55,98	83,01	TA 6840474	TA 7392030	S35 2,00 CK	
		HD -5,7					
		DH 4,75					
		MØ 67					
1798 CC 4 CYL.		21,00 x 53,00					
				>>			

AUDI		Ø 82,51					
GASOLINE ENGINE		Cyl. 4	82,51	TA 6840452	TA 7392008	S02 1,20 NT	
		ST 29,8	82,76	TA 6840463	TA 7392019	S21 1,50	
BYT BZB	RC	TB 55,98	83,01	TA 6840474	TA 7392030	S35 2,00 CK	
		HD -5,7					
		DH 4,75					
		MØ 67					
1798 CC 4 CYL.		21,00 x 53,00					
				>>			

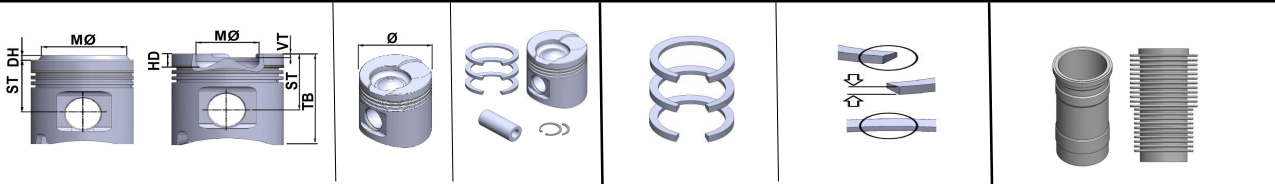



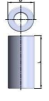






AUDI		Ø 82,51					
GASOLINE ENGINE CAEA - CAEB - CAED - CAWB CBFA - CCTA CCZA - CCZC CDNB - CDNC CESA - CETA CHJA EURO 5 CPMA - CPMB CPSA CADA EURO 5 1984 CC 4 CYL.	 RC  23 x 53	Cyl. 4 ST 29,60 TB 50,10 HD -6,20 MØ 50,00	82,51 82,76 83,01	TA 6331354 TA 6331365 TA 6331376	TA 7392012 TA 7392023 TA 7392034	S02 1,20 CR, S21 1,20 S35 2,00 CR	
		 >>					

AUDI		Ø 82,51					
GASOLINE ENGINE CADA EURO 5 CAWB - CBFA CCTA - CCZA CCZC CDZA EURO 5 1984 CC 4 CYL.	 RC  21 x 56	Cyl. 4 ST 29,60 TB 50,10 HD -6,20 DH 3,00 MØ 50,00	82,51 82,76 83,01 83,51	TA 6331350 TA 6331361 TA 6331372 TA 6331383	TA 7392008 TA 7392019 TA 7392030 TA 7392041	S02 1,20 NT S21 1,50 S35 2,00 CK	
		 >>					


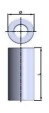
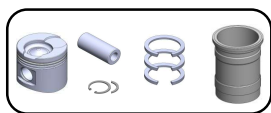



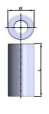



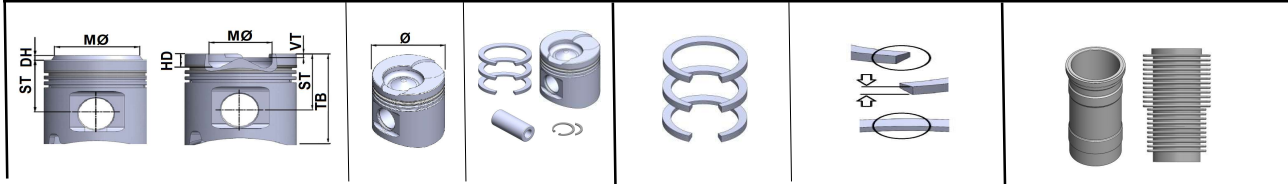
AUDI		Ø 82,51					
GASOLINE ENGINE CDA CDHA CDHB 1798 CC 4 CYL.	 RC  23 x 51	Cyl. 4 ST 29,80 TB 55,98 HD -4,75 DH 5,68	82,51 83,01	TA 6331358 TA 6331380	TA 7392012 TA 7392034	S02 1,2 CR, S21 1,2 S35 2 CR	
		 >>					




AUDI		Ø 82,51					
GASOLINE ENGINE BHZ BZC 1984 CC 4 CYL.	 RC  21 x 59	Cyl. 4 ST 29,60 TB 50,70 HD -6,15 MØ 63,50	82,51 82,76 83,01	TA 6875304 TA 6875315 TA 6875326	TA 7392008 TA 7392019 TA 9392030	S06 1,20 CR S26 1,50 CR S35 2,00 CR	
		 >>					

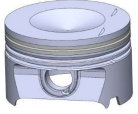




AUDI		Ø 82,51					
GASOLINE ENGINE ABC ACZ 2598 CC 6 CYL.	 SP	Cyl. 6 ST 33,50 TB 54,20 HD -3,00 DH 0,70 MØ 61,0	82,51 83,01	TA 6875371	TA 7392000 TA 7392011 TA 7392022	S01 1,50 CR S26 1,75 P S38 3,00 CR,P	
		ST : 33,20 TB : 53,90	83,01	TA 6875382	TA 7392011		
			83,51	TA 6875393	TA 7392022		
	 21 x 56						
							

AUDI		Ø 82,51					
GASOLINE ENGINE ABT AAE 1984 CC 4 CYL.	 SP	Cyl. 4 ST 30,80 TB 63,80 HD -10,40 DH 0,90 MØ 66,50	82,51 82,76 83,01	TA 6875302	TA 7391775 TA 7391786 TA 7391797	S01 1,20 S06 1,50 P S35 2,00 CR	
		ST : 30,50 TB : 63,50	82,76	TA 6875313	TA 7391786		
			83,01	6875324	TA 7391797		
	 21 x 59						
							






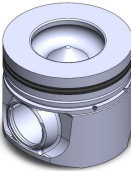


AUDI		Ø 82,51					
GASOLINE ENGINE ACK ALG 2771 CC 6 CYL.		Cyl. 6 ST 30,16 TB 53,72 VT -1,31 DH +2,56	82,51 82,76 83,01	TA 6875338	TA 7391768 TA 7391779 TA 7391790	S01 1,20 S26 1,50 S35 2,00 CR	
		ST : 29,86 TB : 53,42	82,76 83,01	TA 6875349 TA 6875360	TA 7391779 TA 7391790		
		 21 x 56					
		>>					

AUDI		Ø 82,51					
GASOLINE ENGINE AXX BWA 1998 CC 4 CYL.		Cyl. 4 ST 29,60 TB 50,60 HD -6,20 VT -0,76 MØ 49,25	82,51 82,76 83,01 83,51	TA 6331216 TA 6331227 TA 6331238 TA 6331249	TA 7392016 TA 7392027 TA 7392038 TA 7392049	S06 1,20 NT S26 1,50 S35 2,00 CR	
		RC					
		 20 x 59					
		>>					

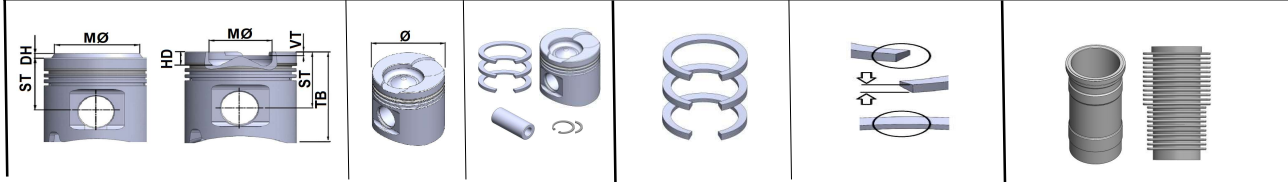



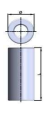
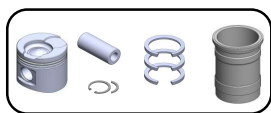


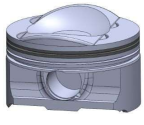
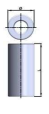

AUDI		Ø 83,01					
DIESEL ENGINE		Cyl. 6	83,01	TA 6875378	TA 7392024	S01 2,00 CRP	
		ST 46,30	83,26	TA 6875389	TA 7392035	S08 2,00	
ASB - BKN		TB 70,80	83,51	TA 6875400	TA 7392046	S35 3,00 CR	
BMK - BNG		HD -15,10					
BUG - BUN		MØ 45,00					
2967 CC 6 CYL.	RC,OCP						
		30					
		x					
		68					
		>>					

AUDI		Ø 83,01					
DIESEL ENGINE		Cyl. 6	83,01	TA 6875354	TA 7392021	S01 1,75 CK	
		ST 46,30	83,26	TA 6875365	TA 7392032	S10 2,00 MO	
CASA - CASB		TB 70,80	83,51	TA 6875376	TA 7392043	S35 3,00 CR	
CATA - CCLA		HD -14,25					
CCMA - CCWA		MØ 48					
CCWB - CDYA							
2967 CC 4 CYL.	RC,OCP						
		30					
		x					
		68					
		>>					

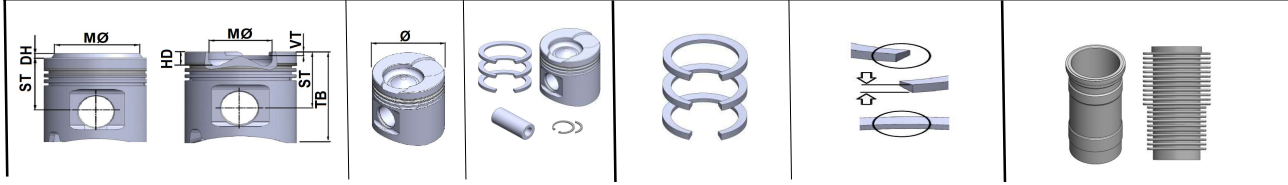










AUDI	Ø 85,51					
GASOLINE ENGINE CALA 3197 CC 6 CYL.	 EP CYL. 1-2-3  20 x 48	Cyl. 6 ST 27,60 TB 47,60 HD -2,70 VT -0,60 -1,70 DH 6,75 MØ 31	85,51 86,01	TA 6875402 TA 6875413	TA 7392048 TA 7392059	S02 1,00 CR S21 1,20 CR S35 2,00 CR
		 >>				

AUDI	Ø 85,51					
GASOLINE ENGINE CALA 3197 CC 6 CYL.	 EP CYL. 4-5-6  20 x 48	Cyl. 6 ST 27,60 TB 47,60 HD -2,70 VT -0,60 -1,70 DH 6,75 MØ 31	85,51 86,01	TA 6875406 TA 6875417	TA 7392048 TA 7392059	S02 1,00 CR S21 1,20 CR S35 2,00 CR
		 >>				



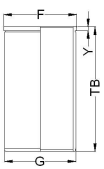
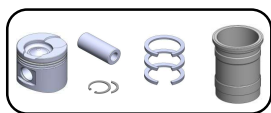



BEDFORD		Ø 75					
GASOLINE ENGINE		Cyl. 4	75,00	TA 6244000	TA 7244005	S02 1,50 CR,P	
		ST 35,80	75,50	TA 6244011	TA 7244016	S06 1,50 P	
13 S	SP	TB 62,40	75,75	TA 6244022	TA 7244020	S31 4,00 CR,P	
		HD -5,4	76,00	TA 6244033	TA 7244031		
1297 CC 4 CYL.		VT -3,6					
		MØ 63,00					
		20,00 x 65,00					
		>>					

BEDFORD		Ø 77,6					
GASOLINE ENGINE		Cyl. 4	77,60	TA 6350201	TA 7350206	S01 1,50 CR	
		ST 32,05	78,10	TA 6350212	TA 7350210	S06 1,50 P	
14 NV		TB 52,50	78,60	TA 6350223	TA 7350221	S31 3,00 CR,P	
		HD -3,40					
1389 CC 4 CYL.		MØ 63,00					
		18,00 x 55,00					
		>>					

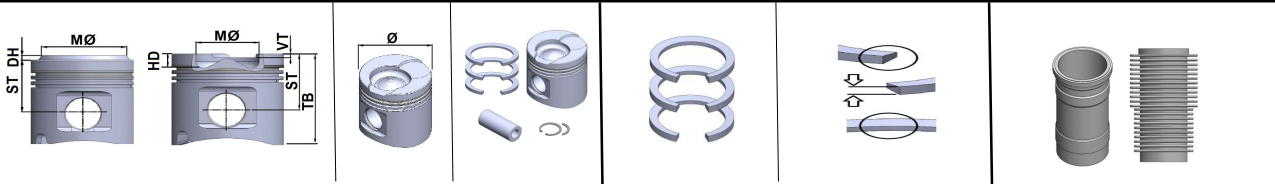




BEDFORD		Ø 80							
DIESEL ENGINE	RC,SP	Cyl. 4	80,00	TA 6273702	TA 7244506	S01 2,00 CR	TA 4704722		
		ST 44,95	80,50	TA 6273713	TA 7244510	S06 2,00	SZ		
16 D		TB 76,95	81,00	TA 6273724	TA 7244532	S35 3,00 CR	G 83,00		
		HD -1,40					F 84,90		
1598 CC 4 CYL.		VT -0,30					Y 4,50		
							TB 143,50		
		26,00 x 65,00							
				>>					

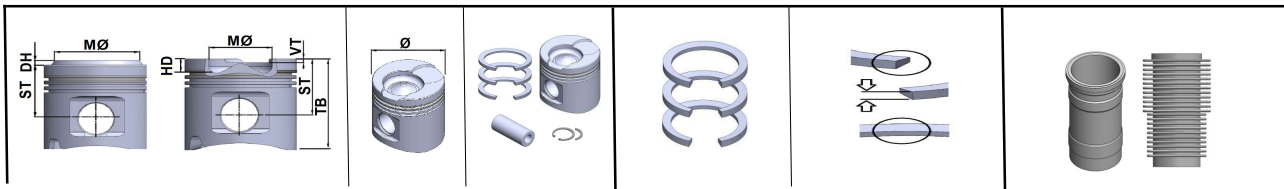
BEDFORD		Ø 88							
DIESEL ENGINE	RC	Cyl. 4	88,00	TA 6340202	TA 7340200	S01 2,00 CR			
		ST 46,50	88,500	TA 6340213	TA 7340211	S21 2,00 P			
4FD1		TB 81,00				S35 4,00 CR			
		HD -0,5							
2189 CC 4 CYL.		VT -2,2							
		27,00 x 68,00							
				>>					

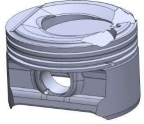









BMW	Ø	77				
GASOLINE ENGINE N12B 14A 1397 CC 4 CYL.		Cyl. 4 ST 27,50 TB 47,50 VT -5,7 -3,8 MØ 56,60	77,00 77,40 77,50	TA 6800032 TA 6800037 TA 6800054	TA 7382644 TA 7382660 TA 7382655	S02 1,20 P,MO S26 1,50 P S37 2,00 CR
		18 x 43				

BMW	Ø	77				
GASOLINE ENGINE N13 B16A 1598 CC 4 CYL.		Cyl. 4 ST 28,50 TB 51,20 HD -2,70 VT -3,50 MØ 34,70	77,008 77,40 77,508	TA 6800075 TA 6800086 TA 6800097	TA 7382644 TA 7382660 TA 7382655	S02 1,20 P,MO S26 1,50 P S37 2,00 CR
		EP 20 x 48				







BMW	Ø	77				
GASOLINE ENGINE N14B16A 1598 CC 4 CYL.		Cyl. 4 ST 30,40 TB 50,10 HD -5,30 VT -3,70 -3,70	77,00 77,40 77,50	TA 6800120 TA 6800131 TA 6800142	TA 7382644 TA 7382660 TA 7382655	S02 1,20 P,MO S26 1,50 P S37 2,00 CR
		 20 x 48	 >>			

BMW	Ø	77				
GASOLINE ENGINE N12 B16A 1598 CC 4 CYL.		Cyl. 4 ST 27,50 TB 47,50 HD -5,70 VT -3,80 -2,0 MØ 56,80	77,00 77,40 77,50	TA 6800052 TA 6800284 TA 6800074	TA 7382644 TA 7382660 TA 7382655	S02 1,20 P,MO S26 1,50 P S37 2,00 CR
		 18 x 43	 >>			








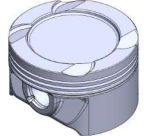


BMW	Ø	80				
DIESEL ENGINE M41 B17 M41 D17 4 CYL. M51 D25 OL M51 D25TU OL M51 D25TU UL M51 D25UL 6 CYL. 1665 CC 4 CYL. 2497 CC 6 CYL.	 27,00 x 63,00	Cyl. 4-6 ST 39,45 TB 63,43 VT -2,50	80,00 80,50 81	TA 6382600 TA 6382611 TA 6382622	TA 7382605 TA 7382616 TA 7382620	S18 3,0 CR,P S06 1,75 P S35 3,00 P
		RC - OCP				
 >>						

BMW	Ø	80				
GASOLINE ENGINE M54 226S1 M54 B22 2171 CC 6 CYL.	 22 x 51	Cyl. 6 ST 29,60 TB 49,50 VT -2,90 -3,40	80,00 80,50 81	TA 6800106 TA 6800117 TA 6800128	TA 7382652 TA 7382664 TA 7382675	S01 1,20 CR,P S26 1,50 P S35 2,00 P
 >>						




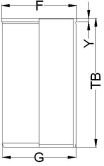





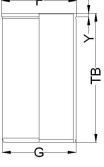

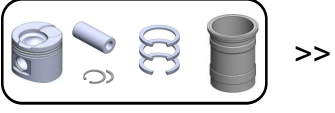
BMW	Ø	84					
GASOLINE ENGINE N40 B16A N42 B18A N42 B20A N45 B16A N46 B18A N46 B20A N46 B20 1596 CC 4 CYL. 1796 CC 4 CYL. 1995 CC 4 CYL.	 	Cyl. 4 ST 29,80 TB 50,80 VT -5,10 -5,20	84,00 84,25 84,50	TA 6800178 TA 6800189 TA 6800200	TA 7382674 TA 7382685 TA 7382696	S01 1,20 CR S21 1,50 P S38 2,00 CR,P	
		20	x	50			
		 >>					

BMW	Ø	84					
GASOLINE ENGINE N54 N55 2979 CC 6 CYL.	 EP 	Cyl. 6 ST 33,15 TB 52,15 HD -4,75 VT -4,40 -3,80 MØ 50	84,00	TA 6800210	TA 7392064	S01 1,20 CR S26 1,50 CR,P S38 2,00 CR,P	
		22	x	54			
		 >>					


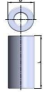
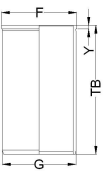








BMW	Ø	84						
GASOLINE ENGINE M43 B16 164E3 1596 CC 4 CYL.	 SP	Cyl. 4 ST 31,15 TB 56,15 HD -1,19 MØ 70	84,00 84,25 84,50	TA 6800168 TA 6800179 TA 6800190	TA 7382668 TA 7382679 TA 7382690	S01 1,50 CR S26 1,50 P S38 2,00 CR	TA 4422234 G 87,00 F 88,50 Y 6,00 TB 137,00	
		 22 x 54						

BMW	Ø	84						
GASOLINE ENGINE M43 B18 184 E2 1796 CC 4 CYL.	 SP	Cyl. 4 ST 31,65 TB 57,65 HD -3,03 MØ 70,30	84,00 84,25 84,50	TA 6800164 TA 6800175 TA 6800186	TA 7382668 TA 7382679 TA 7382690	S01 1,50 CR S26 1,50 P S38 2,00 CR	TA 4422234 G 87,00 F 88,50 Y 6,00 TB 137,00	
		 22 x 54						



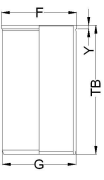






BMW	Ø 84							
GASOLINE ENGINE M54 B30 306 S3 2979 CC 6 CYL.	 EP  22 x 56	Cyl. 6 ST 28,32 TB 48,32 VT -0,71	84,00 84,25 84,50	TA 6800172 TA 6800183 TA 6800194	TA 7382672 TA 7382683 TA 7382694	S01 1,20 CR S21 1,50 CR S35 2,00 P	TA 4422234 G 87,00 F 88,50 Y 6,00 TB 137,00	
			>> 095 A00800					

BMW	Ø 84							
DIESEL ENGINE M57 N306D4 FROM 06/2006 2993 CC 6 CYL.	 RC,OCP  30 x 66	Cyl. 6 ST 44,87 TB 70,37 HD -14,50 VD -1,48 MØ 47,50	84,00 84,25 84,50	TA 6800202 TA 6800213 TA 6800224	TA 7202004 TA 7202015 TA 7202026	S16 3,00 CRP S26 2,00 P S35 2,00 CRP		
			>>					


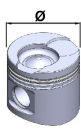


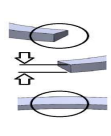






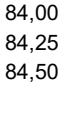

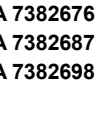
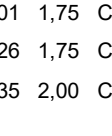





BMW	Ø	84					
DIESEL ENGINE M47 D20 204D1 1951 CC 4 CYL.	 RC,OCP,BB  30 x 68	Cyl. 4 ST 44,87 TB 70,62 HD -13,50 VT -1,36 -1,48 MØ 46,90	84,00 84,25 84,50	TA 6800124 TA 6800135 TA 6800146	TA 7382660 TA 7382671 TA 7382682	S16 3,00 CR S26 2,00 P S35 3,00	TA 4422230 SZ G 87,00 F 88,50 Y 6,00 TB 149,00 
		 >>					

BMW	Ø	84					
DIESEL ENGINE M57 N2 306D2 M57 N2 306D3 M57 D30 306 D3 M57 D30 TU2 2993 CC 6 CYL.	 RC,OCP  30 x 68	Cyl. 6 ST 45,00 TB 71,00 HD -14,50 VT -1,54 -1,60 MØ 47,50	84,00 84,25 84,50	TA 6800206 TA 6800217 TA 6800228	TA 7392060 TA 7392071 TA 7392082	S01 2,50 CR,P S21 2,00 P S35 2,00 CR	
		 >>					








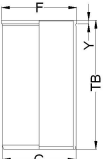

BMW	Ø	84				
DIESEL ENGINE M47 TUD20 M57 N2306D2 M57 N306D2 M57 TU2D30 N57 D306D2 EURO 4 M57 D30 306D2 M57 D30 306D3 M57 N2306D3 1995 CC 4 CYL. 2993 CC 4 CYL.	     	Cyl. 6 ST 44,87 TB 70,62 HD -14,50 DH 1,00 MØ 47,50	84,00 84,25 84,50	TA 6800166 TA 6800177 TA 6800188	TA 7202004 TA 7202015 TA 7202026	S16 3,00 CRP S26 2,00 P S35 2,00 CRP
		RC,OCP,BB 				
 >>						

BMW	Ø	84				
DIESEL ENGINE N47 D2A N47 D20B N47 D20C N47 D20D 1995 CC 4 CYL.	     	Cyl. 4 ST 47,00 TB 73,00 HD -14,50 MØ 47,50	84,00 84,25 84,50	TA 6800170 TA 6800181 TA 6800192	TA 7382676 TA 7382687 TA 7382698	S01 1,75 CR,P S26 1,75 CR,P S35 2,00 CR
		RC,OCP 				
 >>						





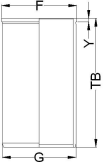






BMW	Ø	84					
DIESEL ENGINE N47D EURO 4 1995 CC 4 CYL.		Cyl. 4 ST 47,00 TB 73,00 HD -15,25 MØ 47,50	84,00 84,50 84,25	TA 6800176 TA 6800187 TA 6800198	TA 7382676 TA 7382687 TA 7382698	S01 1,75 CR S26 1,75 CR S35 2,00 CR	
		32 x 64					
			>>				

BMW	Ø	84					
DIESEL ENGINE M47 D20 1951 CC 4 CYL.		Cyl. 4 ST 47,00 TB 71,00 HD -15,00 VT -1,36 -1,48 MØ 41,70	84,00 84,25 84,50	TA 6800160 TA 6800171 TA 6800182	TA 7382664 TA 7382675 TA 7382686	S16 3,00 CR S26 2,00 P S35 3,00 CR,P	TA 4422230 SZ G 87,00 F 88,50 Y 6,00 TB 149,00
		30 x 68					
			>>				











BMW	Ø	84					
DIESEL ENGINE M57 D30 306D1 2926 CC 6 CYL.	 RC,OCP  30 x 68	Cyl. 6 ST 47,00 TB 71,00 HD -16,50 VT -1,36 -1,48 MØ 41,55	84,00 84,25 84,50	TA 6800132 TA 6800143 TA 6800154	TA 7382664 TA 7382675 TA 7382686	S16 3,00 CR S26 2,00 P S35 3,00 CR,P	TA 4422230 SZ G 87,00 F 88,50 Y 6,00 TB 149,00 
		 >>					

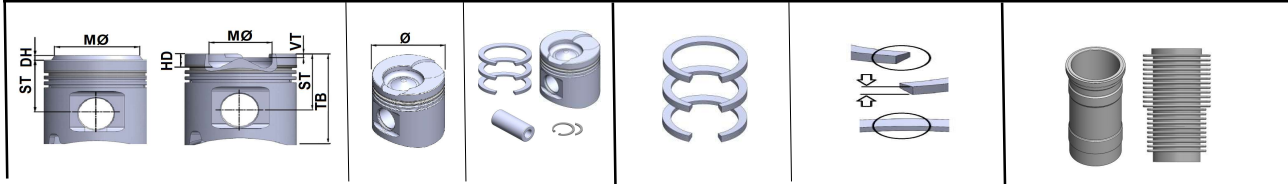
BMW	Ø	85					
GASOLINE ENGINE N52 B30 2996 CC 6 CYL.	 EP  20 x 49	Cyl. ST 30,10 TB 50,10 HD -2,25 VT -3,45 -3,85 MØ 57,00	85,00 85,25 85,50	TA 6800222 TA 6800233 TA 6800244	TA 7202002 TA 7202013 TA 7202024	S01 1,20 Cr S21 1,50 P S38 2,00 CrP	
		 >>					


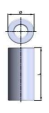
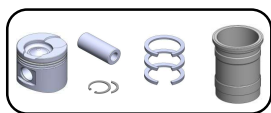



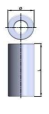

BMW	Ø	85				
GASOLINE ENGINE N53 B30A 2996 CC 6 CYL.	 EP	Cyl. 6 ST 30,20 TB 53,60 HD -5,95 VT -4,00 -2,50 MØ 47,40	85,00	TA 6800214	TA 7202002	S01 1,20 Cr
			85,25	TA 6800225	TA 7202013	S21 1,50 P
			85,50	TA 6800236	TA 7202024	S38 2,00 CrP
	 20 x 49					
	 >>					

BMW	Ø	85				
GASOLINE ENGINE N52 B30 N52 B30A N52 B30AF N52 30B N52 30BF N52N B30A N52N B30B	 EP	Cyl. 6 ST 31,50 TB 51,50 VT -4,67 -5,26	85,007	TA 6800218	TA 7392068	S01 1,20 N
			85,257	TA 6800229	TA 7392079	S26 1,50
2996 CC 6 CYL.	 20 x 49		85,507	TA 6800240	TA 7392090	S38 2,00 N
	 >>					

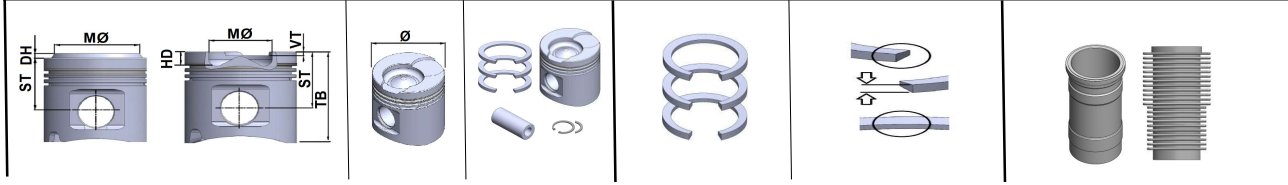










BMW	Ø	89				
GASOLINE ENGINE N63 B44A 4395 CC 8 CYL.	 EP	Cyl. 8 ST 32,10 TB 52,60 HD -2,38 VT -2,95 2,95 MØ 64,00	89,00 89,25 89,50	TA 6800242 TA 6800253 TA 6800264	TA 7392102 TA 7392113 TA 7392124	S01 1,50 Cr S21 1,50 P S35 2,00 CrP
		 22 x 66	 >>			

BMW	Ø	89				
GASOLINE ENGINE S63 B FROM 2015 N63 FROM 2012 4395 CC 8 CYL.	 EP	Cyl. 8 ST 32,10 TB 52,65 HD -3,00 VT -4,00 -4,00 MØ 67,90	89,00 89,25 89,50	TA 6800246 TA 6800257 TA 6800258	TA 7392106 TA 7392117 TA 7392128	S01 1,20 Cr S21 1,50 P S38 2,00 Cr
		 22 x 57	 >>			










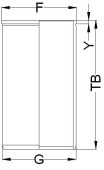

BMW	Ø	89				
GASOLINE ENGINE S63 B44A S63 B44B 4395 CC 8 CYL.	 EP	Cyl. ST 32,10 TB 52,60 HD -4,25 MØ 71	89,00 89,25 89,50	TA 6800250 TA 6800261 TA 6800272	TA 7392110 TA 7392121 TA 7392132	1,50 1,50 2,00
		 22 x 60	 >>			

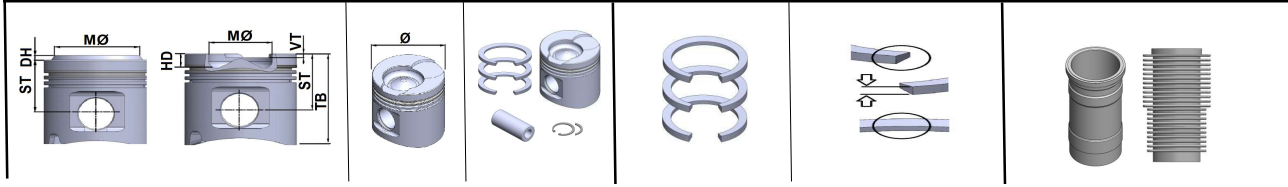
BMW	Ø	92				
GASOLINE ENGINE M62 B44 4395 CC 8 CYL.	 EP	Cyl. 8 ST 31,30 TB 53,30 VT -2,90 -2,90	92,00 92,25 92,50	TA 6800254 TA 6800265 TA 6800276	TA 7392114 TA 7392125 TA 7392136	S01 1,50 CR S26 1,50 P S38 2,00 CR, P
		 22 x 60	 >>			


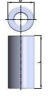








BUICK SGM		Ø 79							
GASOLINE ENGINE LDE 1598 CC 4 CYL.	 EP  19,00 x 46,00	Cyl. 4 ST 26,70 TB 48,70 VT -3,40 -4,40 DH +1,20 MØ 52,90	79,00 79,50	TA 6371827 TA 6371838	TA 7344752 TA 7344763	S01 1,20 CR S26 1,20 P S38 2,00 CR, P			
		 >>							

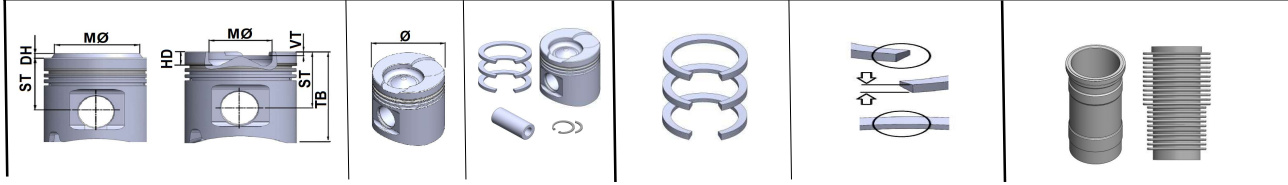
CADILLAC		Ø 82							
DIESEL ENGINE Z19DTH 1910 CC 4 CYL.	 RC, OCP, BB  26 x 61	Cyl. 4/5 ST 46,50 TB 72,50 HD -15,40 VT -1,03 MØ 41,50	82,00 82,40 82,60	TA 6427868 TA 6427899 TA 6427879	TA 7428422 TA 7428444 TA 7428433	S01 2,00 CR,P S26 2,00 P S35 2,00 CR,P	TA 4042234 G 85,00 F 88,00 Y 4,50 TB 155,00		
		 >>							TA 4042238 G 85,57 F 88,53 Y 4,00 TB 155,00









CHEVROLET		Ø 69,6					
DIESEL ENGINE		Cyl. 4	69,60	TA 6427960	TA 7427200	S45 1,50	CER
		ST 40,30	70,00	TA 6427971	TA 7427211	S06 1,50	P
LDV EURO 5	RC	TB 62,43	70,20	TA 6427982	TA 7427222	S35 2,00	CR
		HD 12,70					
1248 CC 4 CYL.		VT 1,153 0,904					
		MØ 37,00					
		23 x 56,7					
		>>					

CHEVROLET		Ø 69,6					
DIESEL ENGINE		Cyl. 4	69,60	TA 6427980	TA 7427200	S45 1,50	CER
		ST 40,43	70,00	TA 6427986	TA 7427211	S06 1,50	P
LSF EURO 4	RC,OCP	TB 62,43	70,20	TA 6427991	TA 7427222	S35 2,00	CR
		HD 12,70					
1248 CC 4 CYL.		VT 1,15 0,90					
		MØ 37,00					
		23 x 57					
		>>					

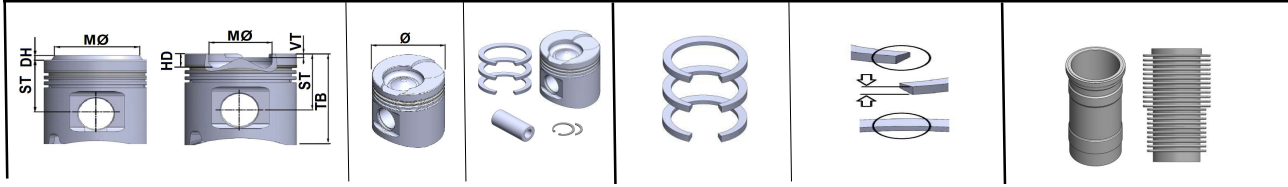







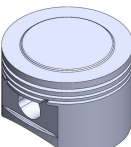


CHEVROLET		Ø 73,4					
GASOLINE ENGINE A 12 XEL EURO 5 A 12 XER EURO 5 1229 CC 4 CYL.	 EP	Cyl. 4 ST 26,85 TB 48,35 HD -0,60 VT -2,00 -4,70 MØ 54,60	73,40 73,65 73,90	TA 6382434 TA 6382445 TA 6382456	TA 7436014 TA 7436025 TA 7436036	S01 1,20 ST,NT S26 1,20 P S38 2,00 ST,CR	
		 18 x 53					
		 >>					

CHEVROLET		Ø 73,4					
GASOLINE ENGINE A 14 XER 1398 CC 4 CYL.	 EP	Cyl. 4 ST 25,85 TB 46,85 HD -1,60 VT -2,40 -4,60 MØ 52,00	73,40 73,65 73,90	TA 6382426 TA 6382437 TA 6382448	TA 7436014 TA 7436025 TA 7436036	S01 1,20 ST,NT S26 1,20 P S38 2,00 ST,CR	
		 18,00 x 53,00					
		 >>					




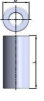




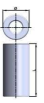

CHEVROLET		Ø 77,6					
GASOLINE ENGINE X 14 XE 1389 CC 4 CYL.		Cyl. 4 ST 32,050 TB 53,50 HD +1,00	77,60 78,10	TA 6372203	TA 7350206 TA 7350210	S00 1,50 CR,P S06 1,50 P S31 3,00 CR,P	
		ST : 53,20 TB : 31,75	78,10	TA 6372214			
	 18,00 x 55,00						
							

CHEVROLET		Ø 77,6					
GASOLINE ENGINE Z 14 XE 1389 CC 4 CYL.		Cyl. 4 ST 31,30 TB 55,75 HD +2,45	77,60 77,85 78,10	TA 6350209 TA 6350220 TA 6350231	TA 7350214 TA 7350225 TA 7350236	S01 1,20 CR S06 1,50 P S31 2,00 CR	
		ST : 53,20 TB : 31,75	78,10				
	 18,00 x 55,00						
							

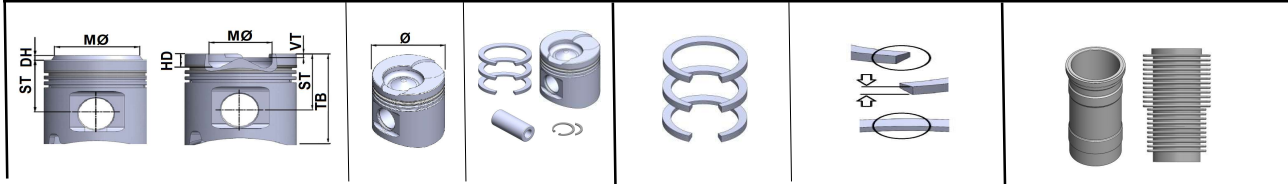










CHEVROLET		Ø 77,6					
GASOLINE ENGINE C 14 NZ 1389 CC 4 CYL.		Cyl. 4 ST 32,05 TB 52,50 HD -3,40 MØ 63,00	77,60 78,10 78,60	TA 6350201 TA 6350212 TA 6350223	TA 7350206 TA 7350210 TA 7350221	S01 1,50 CR S06 1,50 P S31 3,00 CR,P	
		 18,00 x 55,00					
		>>					

CHEVROLET		Ø 77,6					
GASOLINE ENGINE C 14 SE 1389 CC 4 CYL.		Cyl. 4 ST 32,05 TB 52,50 HD -2,60	77,60 78,10	TA 6317400 TA 6317411	TA 7350206 TA 7350210	S01 1,50 CR S06 1,50 P S31 3,00 CR,P	
		 18,00 x 55,00					
		>>					





CHEVROLET		Ø 79					
GASOLINE ENGINE X 16 XE 1598 CC 4 CYL.		Cyl. 4 ST 28,00 TB 48,00 HD -0,80 VT -2,07 -2,27 MØ 60,00	79,00 79,50 80,00	TA 6371805	TA 7344702 TA 7344713 TA 7344724	S01 1,20 CR S26 1,50 P S31 3,00 CR,P	
		ST : 48,00 TB : 27,70	79,50	TA 6371816			
		ST : 48,00 TB : 27,70	80,00	TA 6371820			
		 18,00 x 55,00					
							

CHEVROLET		Ø 79					
GASOLINE ENGINE Z 16 SE Z 16 XE 1598 CC 4 CYL.		Cyl. 4 ST 27,20 TB 50,20	79,00 79,25 79,50	TA 6722626 TA 6722637 TA 6722648	TA 7436010 TA 7436021 TA 7436032	S01 1,20 CR S26 1,50 P S31 2,50 CR	
		 18 x 55					
							



CHEVROLET

Ø 79

GASOLINE ENGINE
LDE EURO 5
1598 CC 4 CYL.



EP

19,00
x
46,00

Cyl. 4
ST 26,70
TB 48,70
VT -3,40 -4,40
DH +1,20
MØ 52,90

79,00

79,50

TA 6371827

TA 6371838


TA 7344752

TA 7344763

S01 1,20 CR

S26 1,20 P

S38 2,00 CR, P

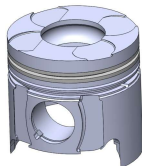


>>

CHEVROLET

Ø 79

DIESEL ENGINE
Y 17 DT
1686 CC 4 CYL.



RC

27
x
64

Cyl. 4
ST 39,75
TB 74,05
HD -14,00
VT -1,10
MØ 38,80

79,00

79,50

80,00

TA 6391405

TA 6391416

TA 6391427

TA 7391403


TA 7391414

TA 7391425

S01 2,00

S06 1,50




S35 3,00






>>




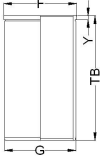







CHEVROLET		Ø 83					
DIESEL ENGINE		Cyl. 4	83,00	TA 6382410	TA 7436040	2,00	
		ST 46,90	83,50	TA 6382421	TA 7436051	2,00	
Z 20		TB 75,90				3,00	
1991 CC 4 CYL		HD -13,80					
		MØ 43,55					
	RC,OCP,BB						
		28					
		x					
		67					
			>>				

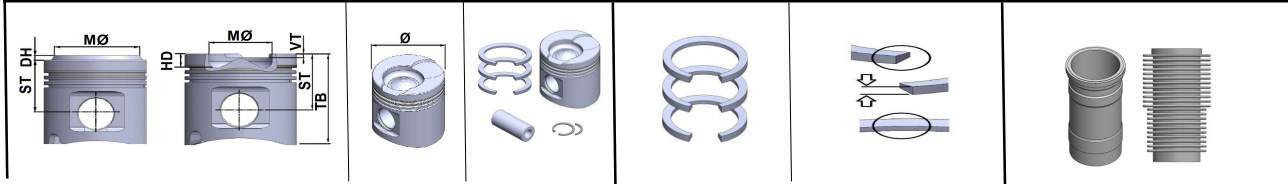
CHEVROLET		Ø 86					
GASOLINE ENGINE		Cyl. 4	86,00	TA 6352802	TA 7349101	S01 1,50 CR	
		ST 30,40	86,50		TA 7349112	S06 1,50 P	
C 20 NE		TB 55,40	87,00		TA 7349123	S31 3,00 CR,P	
1998 CC 4 CYL.		HD -5					
		MØ 57,02					
	SP						
		ST : 55,10	86,50	TA 6352813			
		TB : 30,10					
		ST : 55,10	87,00	TA 6352824			
		TB : 30,10					
		21,00					
		x					
		61,5					
			>>				











CHEVROLET		Ø 86							
GASOLINE ENGINE X 20 XEV 1998 CC 4 CYL.	 SP	Cyl. 4 ST 30,40 TB 55,40 HD -3,16 VT -1,70 -1,70 MØ 59,00	86,00 86,50 87,00	TA 6382414 TA 6382425 TA 6382436	TA 7436048 TA 7436059 TA 7436070	S01 1,50 CR S06 1,50 P S31 3,00 CR,P	TA 4422305 G 89,00 F 90,00 Y 5,00 TB 135,00		
		 21 x 61,50	>>						

CHRYSLER		Ø 69,6							
DIESEL ENGINE 199 B1.000 EURO 5 1248 CC 4 CYL.	 RC,OCP	Cyl. 4 ST 40,43 TB 62,43 HD 12,70 VT 1,15 0,90 MØ 37,00	69,60 70,00 70,20	TA 6427980 TA 6427986 TA 6427991	TA 7427200 TA 7427211 TA 7427222	S45 1,50 CER S06 1,50 P S35 2,00 CR			
		 23 x 57	>>						


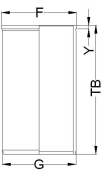
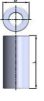



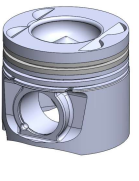
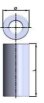

CHRYSLER		Ø 70,8						
GASOLINE ENGINE 169 A4.000 1242 CC 4 CYL.		Cyl. 4 ST 28,60 TB 48,00 HD 3,90 VT 2,00 MØ 62,50	70,80 71,20	TA 6427940 TA 6427951	TA 7428402 TA 7428413	S02 1,19 CR S06 1,20 P S37 2,50 CR		
		 17,98 x 49,00						
		 >>						

CHRYSLER		Ø 72						
GASOLINE ENGINE 198 A4.000 1242 CC 4 CYL.		Cyl. 4 ST 26,80 TB 49,70 HD 8,100 VT 2,60 1,70 MØ 61,50	72,00 72,40	TA 6501102 TA 6501113	TA 7428414 TA 7428425	S45 1,20 CER S26 1,20 P S35 2,00 CR		
		 17,97 x 49,70						
		 >>						

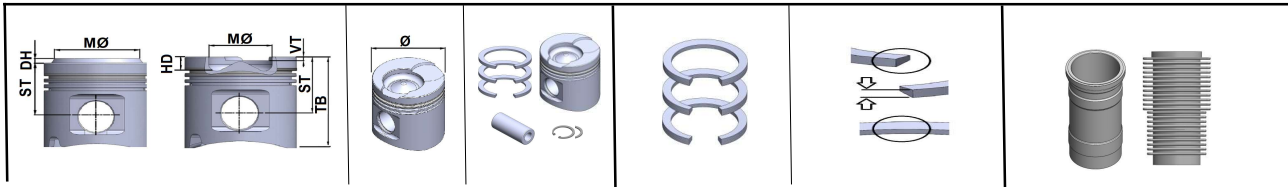




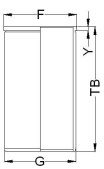





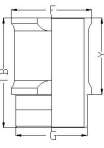

CHRYSLER		Ø 83							
DIESEL ENGINE	 RC,OCP.YP,T	Cyl. 4	83,00	TA 6501006	TA 7428330	S01 1,50 CR	TA 4422242		
		ST 46,63	83,40	TA 6501017	TA 7428341	S26 1,50 P	SZ		
198 A5.000		TB 72,60	83,60	TA 6501028	TA 7428352	S35 2,00 CR,P	G 86,00		
1956 CC - 4 CYL.		HD -15,80					F 87,50		
		MØ 43,50					Y 5,00		
							TB 155,00		
	 30,00 x 67,00								
	 >>								

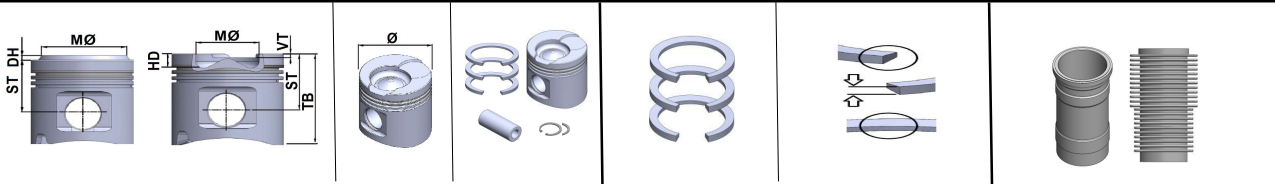
CHRYSLER		Ø 83,01							
DIESEL ENGINE	 RC,OCP CYL. 1-3	Cyl. 6	83,01	TA 6394640	TA 7203016	S19 2,00 CK			
		ST 45,65	83,26	TA 6394651	TA 7203027	S10 2,00 P			
OM 642.910		TB 71,65	83,51	TA 6394662	TA 7203038	S35 2,00 CR			
2987 CC 6 CYL.		HD -14,65							
		MØ 43,40							
	 30 x 66								
	 >>								





CHRYSLER	Ø 94						
DIESEL ENGINE HR 494 HT 2776 CC 4 CYL.	 RC  30 x 75,50	Cyl. 4 ST 48,10 TB 83,10 HD -3,00	94,00	TA 6900042	TA 7500050	S16 3,00 CR S21 2,00 P S36 4,00 CR	TA 4422310 G 103,00 F 110,00 Y 8,90 TB 168,00 
							


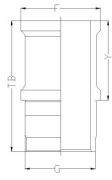
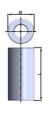
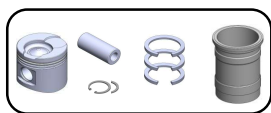
CITROEN	Ø 72						
GASOLINE ENGINE TU1K TU1M TU1Z 1124 CC 4 CYL.	  19,5 x 62	Cyl. 4 ST 40 TB 67 DH +3	72,00	TA 6325701	TA 7325706	S01 1,50 CR S26 2,00 P S38 3,00 CR	TA 4081114 S G 79,5 F 89,20 Y 85 TB 122,5 
							


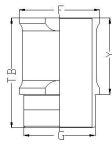




CITROEN		Ø 75							
GASOLINE ENGINE 150 A 150 C 150 D 1360 CC 4 CYL.		Cyl. 4 ST 40,50 TB 65,50	75,00	TA 6107102	TA 7107100	S01 1,75 CR	TA 4080112 G 79,5 F 89,2 Y 90,00 TB 135,40		
		19,50 x 65,00				S06 2,00 P			S35 4,00 CR
		>> TA 5176404							

CITROEN		Ø 75							
GASOLINE ENGINE 129/5 1219 CC 4 CYL.		Cyl. 4 ST 40,50 TB 65,50	75,00	TA 6107102	TA 7107100	S01 1,75 CR	TA 4078911 G 79,5 F 89,2 Y 85,00 TB 122,50		
		19,50 x 65,00				S06 2,00 P			S35 4,00 CR
		>> TA 5107104							









CITROEN		Ø 75							
DIESEL ENGINE TUD3 K9A 1360 CC 4 CYL.		Cyl. 4 ST 42,96 TB 68,96 HD -1,5	75,00	TA 6346001	TA 7346006	S01 2,25 CR	TA 4118111		G 79,5 F 0 Y 90,00 TB 135,00
	 23,00 x 63,00								
		>> TA 5346003							

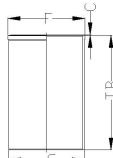
CITROEN		Ø 75							
GASOLINE ENGINE TU3JP L4 KFV EURO 4 1360 CC 4 CYL.		Cyl. 4 ST 27,75 TB 50,05 DH +0,30	75,00 75,50	TA 6391367 TA 6391378	TA 7107180 TA 7107191	S02 1,50 CP	TA 4080112		FZ G 79,50 F 89,20 Y 90,00 TB 135,00
	 17,98 x 55,00								
		>> TA 5107112							











CITROEN		Ø 75					
DIESEL ENGINE		Cyl. 4	75,00	TA 6622400	TA 7502026	S16 2,50 CR	
		ST 41,70	75,50	TA 6622411	TA 7502037	S26 1,95 P	
		TB 65,15	76,00	TA 6622422	TA 7502048	S35 2,00 CR	
		HD -13,90					
		MØ 45,00					
	RC, OCP						
		26					
		x					
		61					
1560 CC 4 CYL.							
				>>			

CITROEN		Ø 75					
DIESEL ENGINE		Cyl. 4	75,00	TA 6395001	TA 7395006	S01 3,00 CR	TA 4422330
		ST 41,70	75,50	TA 6395012	TA 7395010	S26 1,95 P	SZ
		TB 65,30	76,00	TA 6395023	TA 7395021	S35 2,50 CR	G 78,00
		HD -13,20					F 79,50
		VT -1,16 -1,16					Y 5,00
		MØ 41,70					TB 142,00
	RC,OCP						
		26					
		x					
		61					
1560 CC 4 CYL.							
				>> TA 5107120			



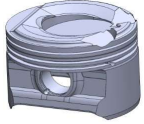







CITROEN		Ø	77				
GASOLINE ENGINE 8FN - 8FP 8FR - 8FS EP3 1397 CC 4 CYL.		Cyl. 4	77,00	TA 6800032	TA 7382644	S02 1,20 P,MO	
		ST 27,50	77,40	TA 6800037	TA 7382660	S26 1,50 P	
		TB 47,50	77,50	TA 6800054	TA 7382655	S37 2,00 CR	
		VT -5,7 -3,8					
		MØ 56,60					
	 18 x 43						
	 >>						

CITROEN		Ø	77				
GASOLINE ENGINE 5FW - EP6 1598 CC 4 CYL.		Cyl. 4	77,008	TA 6800075	TA 7382644	S02 1,20 P,MO	
		ST 28,50	77,40	TA 6800086	TA 7382660	S26 1,50 P	
		TB 51,20	77,508	TA 6800097	TA 7382655	S37 2,00 CR	
		HD -2,70					
		VT -3,50					
		MØ 34,70					
	EP  20 x 48						
	 >>						

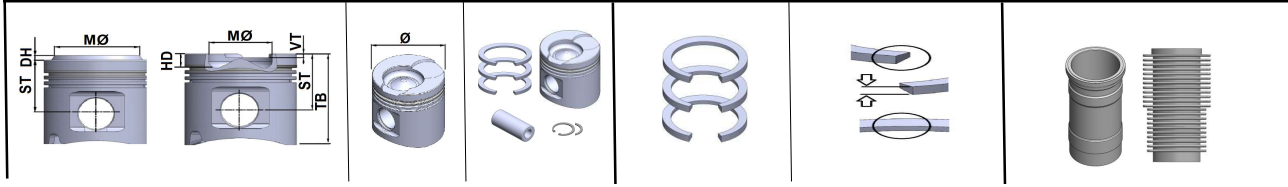









CITROEN		Ø 77					
GASOLINE ENGINE N14 B16A EP6 1598 CC 4 CYL.		Cyl. 4 ST 30,40 TB 50,10 HD -5,30 VT -3,70 -3,70	77,00 77,40 77,50	TA 6800120 TA 6800131 TA 6800142	TA 7382644 TA 7382660 TA 7382655	S02 1,20 P,MO S26 1,50 P S37 2,00 CR	
		 20 x 48					
		 >>					

CITROEN		Ø 77					
GASOLINE ENGINE 5FK - EP6CB 5FS - EP6C 1598 CC 4 CYL.		Cyl. 4 ST 27,50 TB 47,50 HD -5,70 VT -3,80 -2,0 MØ 56,80	77,00 77,40 77,50	TA 6800052 TA 6800284 TA 6800074	TA 7382644 TA 7382660 TA 7382655	S02 1,20 P,MO S26 1,50 P S37 2,00 CR	
		 18 x 43					
		 >>					

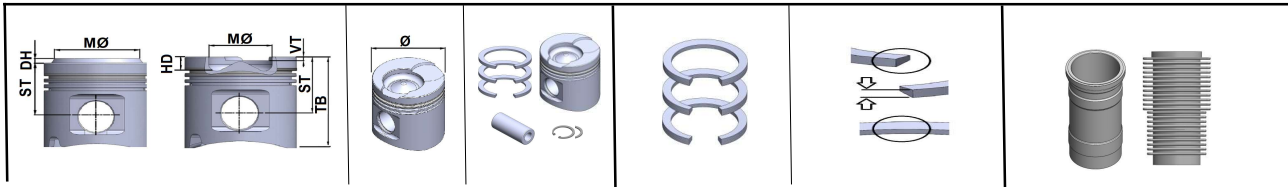



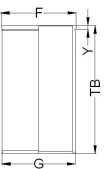





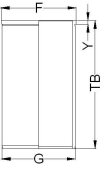


CITROEN		Ø 77					
DIESEL ENGINE VJY - TUD5 VJZ - TUD5 1527 CC 4 CYL.		Cyl. 4 ST 40,37 TB 66,32 VT -1,65	77,00 77,40	TA 6374406	TA 7374404 TA 7374415	S01 2,00 CR S08 1,75 S35 3,00 CR	
		ST : 40,10 TB : 66,32	77,40	TA 6374410	TA 7374415		
	 23 x 60						
	 >>						

CITROEN		Ø 78,5					
GASOLINE ENGINE NFU - TU5JP4 N6A 10FX3A 1587 CC 4 CYL.		Cyl. 4 ST 32,35 TB 50,15 VT +0,15 MØ 64	78,50 79,00 79,50	TA 6374445 TA 6374456 TA 6374467	TA 7394402 TA 7394413 TA 7394424	S01 1,20 CR S21 1,50 P S37 2,50 NT	
		19,49 x 57					
	 >>						





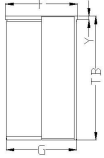







CITROEN		Ø 80							
GASOLINE ENGINE 161 161A A9A XUD7 1769 CC 4 CYL.		Cyl. 4 ST 46,80 TB 84,50 VT +2,0	80,00 80,50 80,80	TA 6244501 TA 6244512 TA 6244523	TA 7244506 TA 7244510 TA 7244521	S01 2,0 CR S06 2,0 P S35 3,0 CR	TA 4421616 G 83,00 F 86,00 Y 4,50 TB 154,00		
		 25,00 x 69,80	 >>						

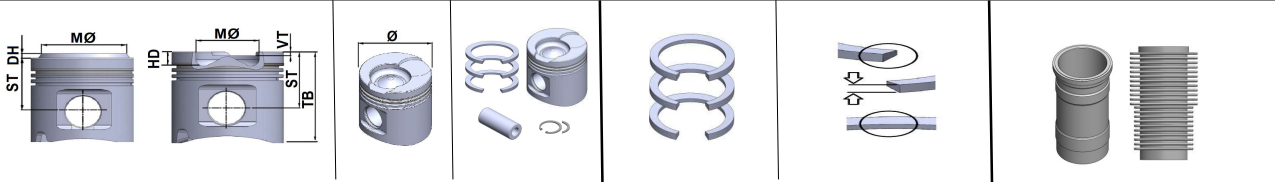
CITROEN		Ø 80							
DIESEL ENGINE XUD 7 TE A8A AJZ 1769 CC 4 CYL.		Cyl. 4 ST 46,80 TB 84,50 VT -2,2	80,00 80,50 80,80	TA 6315400 TA 6315411 TA 6315422	TA 7315405 TA 7315416 TA 7315420	S18 3,0 CR S06 2,0 P S35 3,0 CR	TA 4421616 G 83,00 F 86,00 Y 4,50 TB 154,00		
		 28,00 x 68,00	 >>						


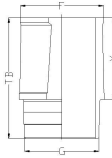
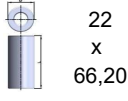



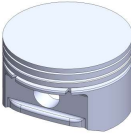
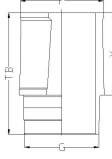
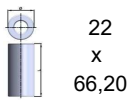



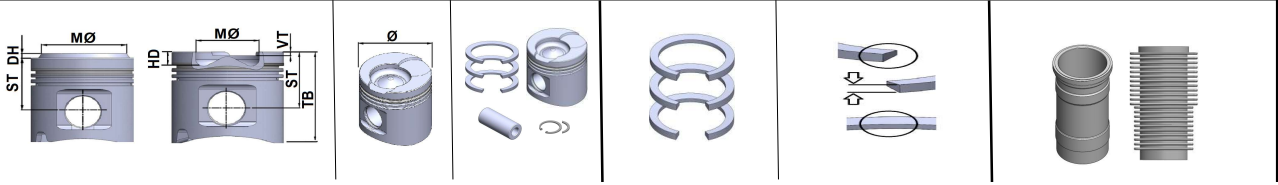
CITROEN		Ø 82,2						
DIESEL ENGINE WJX - DW8B WJY DW8 EURO 2 WJZ DW8 EURO 2 DW8 TD 1868 CC 4 CYL.	  25 x 66	Cyl. 4 ST 46,70 TB 77,80 VT -2,40 -1,25	82,20 82,80	TA 6385304 TA 6385315	TA 7385302 TA 7385313	S01 2,00 CR S06 2,00 P S35 3,00 CR,P	TA 4421620 SZ G 85,50 F 87,00 Y 5,00 TB 160,00 TA 4421624 G 85,00 F 87,00 Y 5,00 TB 154,00	
		 >>						


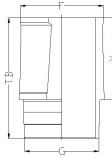


CITROEN		Ø 83						
GASOLINE ENGINE 180A XU5J 1581 CC 4 CYL.	 SP  22 x 66,20	Cyl. 4 ST 37,50 TB 67,50 VT -1,45	83,00	TA 6342206	TA 7342204	S01 1,75 CR S06 1,75 S35 4,00 CR	TA 4086213 G 88,60 F 97,00 Y 95,19 TB 141,00	
		 >> TA 5342201						


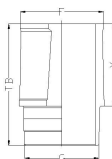




CITROEN		Ø 83							
GASOLINE ENGINE 171BZ 171C XU5S 1580 CC 4 CYL.	 SP	Cyl. 4 ST 37,50 TB 67,50 VT -2,1	83,00	TA 6342501	TA 7342204	S01 1,75 CR S06 1,75 S35 4,00 CR	TA 4086213 G 88,60 F 97,00 Y 95,19 TB 141,00		
	 22 x 66,20	 >> TA 5342503							

CITROEN		Ø 83							
GASOLINE ENGINE 159A 1905 CC 4 CYL.	 SP	Cyl. 4 ST 37,50 TB 67,50	83,00	TA 6341904	TA 7341902	S01 1,75 CR S06 1,75 S35 4,00 CR	TA 4086213 G 88,60 F 97,00 Y 95,19 TB 141,00		
	 22 x 66,20	 >> TA 5341906							


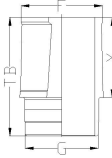





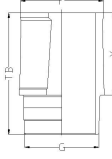


CITROEN		Ø 83							
GASOLINE ENGINE D61A D2A XU92C D2C XU92C D2E - D2F D6E XU9JA 1905 CC 4 CYL.	 SP	Cyl. 4 ST 37,50 TB 67,50 VT -9,00	83,00	TA 6342103	TA 7341902	S01 1,50 CR S06 1,50 S35 4,00 CR	TA 4086213 G 88,60 F 97,00 Y 95,19 TB 141,00		
	 22 x 66,20								
		>> TA 5342105							

CITROEN		Ø 83							
GASOLINE ENGINE XU5JPZ 1581 CC 4 CYL.	 SP	Cyl. 4 ST 37,50 TB 67,50 VT -1,95	83,00	TA 6350002	TA 7350000	S01 1,50 CR S06 1,50 S35 3,00 CR	TA 4086213 G 88,60 F 97,00 Y 95,19 TB 141,00		
	 22 x 66,20								
		>> TA 5350004							


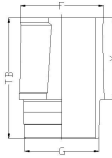
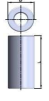




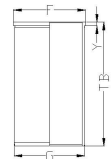




CITROEN		Ø	83						
GASOLINE ENGINE LFX XU7JB L6A LFZ XU7JP 1762 CC 4 CYL.	 SP	Cyl. 4 ST 33,30 TB 53,30 HD -4,13 MØ 65,57	83,00	TA 6350064	TA 7342220	S02 1,50 CR S26 1,50 S31 3,00 CR	TA 4086213 S G 88,60 F 97,00 Y 95,19 TB 141,00		
									 22 x 62
		>> TA 5342212							


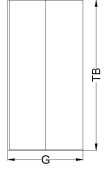
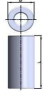

CITROEN		Ø	83						
GASOLINE ENGINE B1A XU51C - K B1E XU51C 1905 CC - 4 CYL.	 SP	Cyl. 4 ST 37,50 TB 67,00 HD -3,00 MØ 73,30	83,00 83,40	TA 6350060 TA 6350071	TA 7342204 TA 7342215	S02 1,75 CR S26 1,75 S31 4,00 CR	TA 4086213 S G 88,60 F 97,00 Y 95,19 TB 141,00		
									 22 x 66,2
		>> TA 5342206							


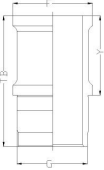



CITROEN		Ø	83					
GASOLINE ENGINE LFY XU7 JP4 1762 CC 4 CYL.	 SP	Cyl. 4 ST 33,30 TB 56,3 VT -1,95 -1,00 MØ 52,00	83,00	TA 6350072	TA 7342224	S02 1,50 CR S26 1,50 S35 3,00 CR	TA 4086213 G 88,60 F 97,00 Y 95,19 TB 141,00	
		 22 x 62	 >> TA 5342220					

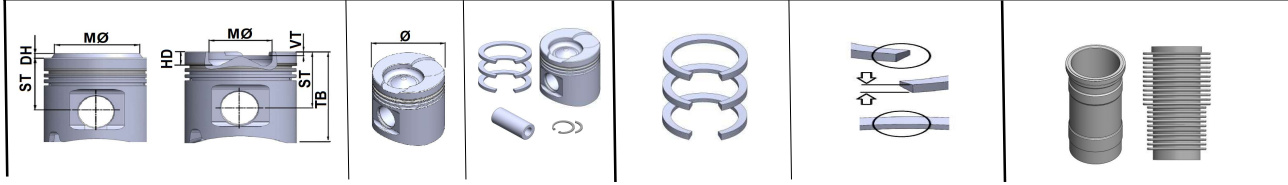
CITROEN		Ø	83					
DIESEL ENGINE 162 XUD9 D9A XUD9 D9B XUD9A - U DJY XUD9A DJZ XUD9Y 1905 CC 4 CYL.	 SP	Cyl. 4 ST 46,8 TB 84,3 HD -2,2	83,00 83,40 83,50 83,60 83,80	TA 6225203 TA 6225225 TA 6225214 TA 6225236 TA 6225240	TA 7225201 TA 7225223 TA 7225212 TA 7225234 TA 7225245	S01 2,00 CR S06 2,00 S35 3,00 CR	TA 4419612 SZ G 86,00 TB 153,50	
		 25 x 72	 >>					









CITROEN		Ø 83							
DIESEL ENGINE D8B XUD9TF D8C XUD9UTF DHV XUD9BSD DHW XUD9SD DHX XUD9TF-BTF DHY XUD9TE-Y 1905 CC 4 CYL.	 RC,EP	Cyl. 4 ST 46,75 TB 79,25 HD -3,50	83,00 83,50 83,80	TA 6384405	TA 7384403 TA 7384414 TA 7384425	S01 3,00 CR,P S06 2,00 S35 3,00 CR,P	TA 4419612 G 86,00 TB 153,50		
		ST : 46,65 TB : 79,30	83,50	TA 6384416	TA 7384414				
		ST : 46,65 TB : 79,30	83,80	TA 6384420	TA 7384425				
	28 x 68								
		>>							

CITROEN		Ø 84							
GASOLINE ENGINE 169 - XM7T 1796 CC 4 CYL.	 SP	Cyl. 4 ST 37,80 TB 70,25 DH +1,1	84,00	TA 6350074	TA 7342228	S02 1,50 CR S21 2,00 S31 4,00 CR	TA 4086222 S G 93 F 99,2 Y 90 TB 135,6		
		23 x 70							
		>> TA 5342228							

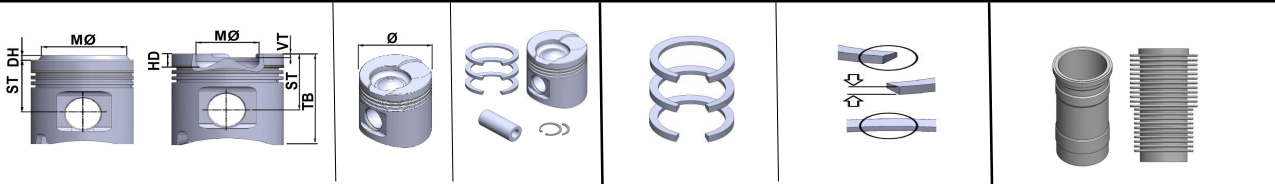










CITROEN		Ø	84				
DIESEL ENGINE		Cyl. 6	84,00	TA 6627850	TA 7627860	S02 2,00 CRP	
		ST 46,05	84,50	TA 6627861	TA 7627871	S03 2,00 CR	
DT20C		TB 70,05				S35 2,00 CR	
EURO 5		HD -15,40					
2993 CC 6 CYL.		MØ 47,50					
	RC,OCP						
		30					
		x					
		63,50					
							
		>>					

CITROEN		Ø	85				
DIESEL ENGINE		Cyl. 4	85,00	TA 6382746	TA 7382701	S16 3,50 CR, P	
		ST 46,75	85,40	TA 6382757	TA 7382723	S06 2,00	
RHM		TB 72,75	85,60	TA 6382768	TA 7382712	S35 3,00 CR, P	
DW10ATED4		HD -18,75					
RHT		VT -1,65					
DW10ATED4		MØ 39,80					
RHW							
DW10ATED4	RC,OCP						
1997 CC 4 CYL.		28,00					
		x					
		70,00					
							
		>>					

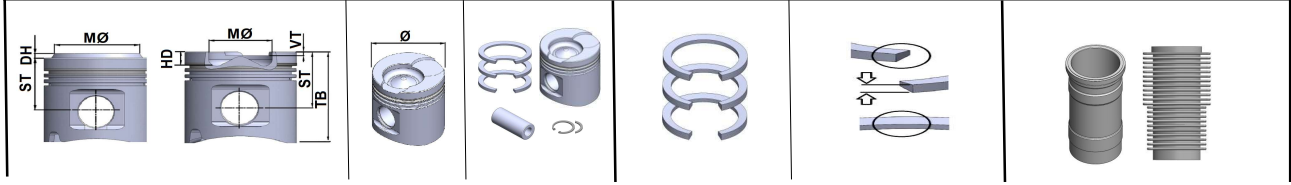




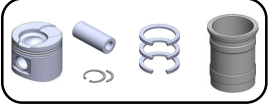




CITROEN		Ø	85				
DIESEL ENGINE	 RC,OCP	Cyl. 4	85,00	TA 6427848	TA 7432068	S11 2,00 CR,P	
		ST 46,70	85,40	TA 6427859	TA 7432079	S06 2,00 P	
RHC		TB 74,70	85,60	TA 6427870	TA 7432090	S35 2,00 CR,P	
DW10CTED4		HD -13,70					
EURO 5		VT -0,45					
RHD		MØ 50,50					
DW10CTED4							
EURO 4							
RHE							
DW10CTED4							
EURO 5							
RHH							
DW10CTED4							
EURO 5							
1997 CC 4 CYL.							
	 30 x 68						
	 >>						

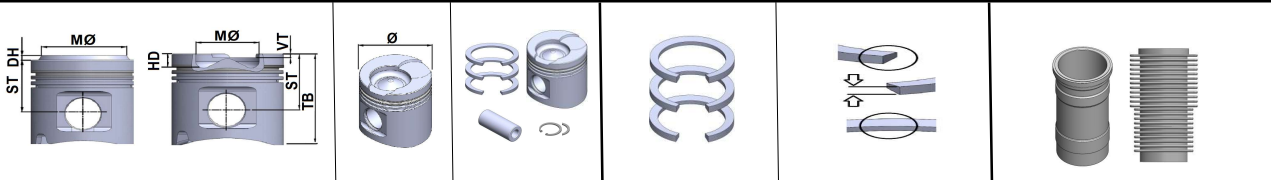
CITROEN		Ø	85				
DIESEL ENGINE	 RC,OCP	Cyl. 4	85,00	TA 6930060	TA 7360438	S16 2,50 CCL,P	
		ST 48,70	85,50	TA 6930066	TA 7360449	S08 2,00 P	
4HP		TB 74,70	85,60	TA 6930071	TA 7360460	S35 2,00 NIT,S	
4HR		HD -13,50					
4HT		VT -0,38 -0,38					
DW12BTED4		MØ 52,40					
EURO 4							
2179 CC 4 CYL.							
	 30,00 x 68,00						
	 >>						


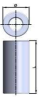
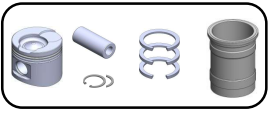







CITROEN		Ø	85				
DIESEL ENGINE	 RC,OCP	Cyl. 4 ST 48,60 TB 74,60 HD -15,10 VT -0,35 -0,35 MØ 50,30	85,00 85,50 85,60	TA 6930064 TA 6930075 TA 6930086	TA 7360438 TA 7360449 TA 7360460	S16 2,50 CCL,P S08 2,00 P S35 2,00 NIT,S	
							 30,00 x 68,00
DW12C - 4HL EURO 5 2179 CC 4 CYL.							

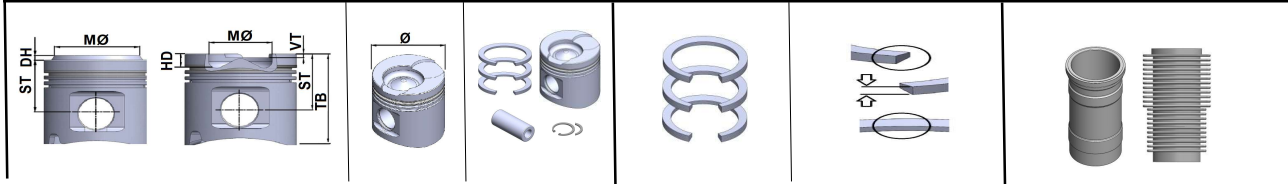
CITROEN		Ø	85				
DIESEL ENGINE	 RC	Cyl. 4 ST 46,75 TB 80,75 HD -18,30 VT -1,00 MØ 38,00	85,00 85,40 85,60	TA 6382703 TA 6382725 TA 6382714	TA 7382701 TA 7382723 TA 7382712	S16 3,50 CR,P S06 2,00 S35 3,00 CR,P	TA 4086226 G 89,00 F 91,20 Y 4,50 TB 155,00
RHK DW10UTED4 EURO 4 RHS DW10ATED RHV - DW10TD RHX - DW10BTED RHY - DW10TD RHZ DW10ATED 1997 CC - 4 CYL.							



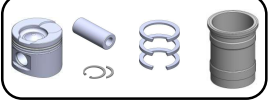





CITROEN		Ø	85				
DIESEL ENGINE		Cyl. 4	85,00	TA 6427820	TA 7382701	S16 3,50 CR	
		ST 46,70	85,40	TA 6427826	TA 7382723	S06 2,00	
DW10CB	RC,OCP	TB 80,705	85,60	TA 6427831	TA 7382712	S35 3,00 CR	
RHD -		HD -15,40					
DW10CTED4		VT -0,52 -0,52					
EURO 4		MØ 44,80					
RHJ -							
DW10BTED4							
EURO 4							
RHR -							
DW10BTED4							
EURO 4							
1997 CC 4 CYL.		28 x 70					
				>>			

CITROEN		Ø	85				
DIESEL ENGINE		Cyl. 4	85,00	TA 6427856	TA 7382701	S16 3,50 CR	
		ST 46,70	85,40	TA 6427867	TA 7382723	S06 2,00	
DW10CB	RC,OCP	TB 80,705	85,60	TA 6427878	TA 7382712	S35 3,00 CR	
RHD		HD -15,40					
DW10CTED4		VT -0,52 -0,52					
EURO 4		MØ 44,80					
RHJ							
DW10BTED4							
EURO 4							
RHR							
DW10BTED4							
EURO 4							
1997 CC 4 CYL.		28 x 70					
				>>			




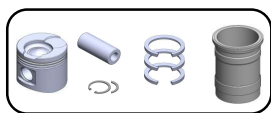




CITROEN		Ø	86					
GASOLINE ENGINE RFV XU10J4R 1998 CC 4 CYL.		Cyl. 4 ST 33,80 TB 53,80 HD -4,30 MØ 52	86,00 86,25 86,60	TA 6352956 TA 6352967 TA 6352978	TA 7353905 TA 7352914 TA 7352925	S02 1,50 CR S26 1,75 S31 3,00 CR		
		 22 x 62,1						
		 >>						

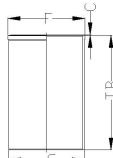
CITROEN		Ø	86					
GASOLINE ENGINE RGU - R6A RFU - XU10J2-C RFX - XU10J2C RFW - XU10J2U RFZ - XU10J2 1998 CC 4 CYL.		Cyl. 4 ST 40,00 TB 65,00 HD -5,02	86,00 86,25 86,50	TA 6352905 TA 6352916 TA 6352920	TA 7353905 TA 7352914 TA 7352925	S02 1,50 CR S26 1,75 S31 3,00 CR		
		 22,00 x 62,00						
		 >>						

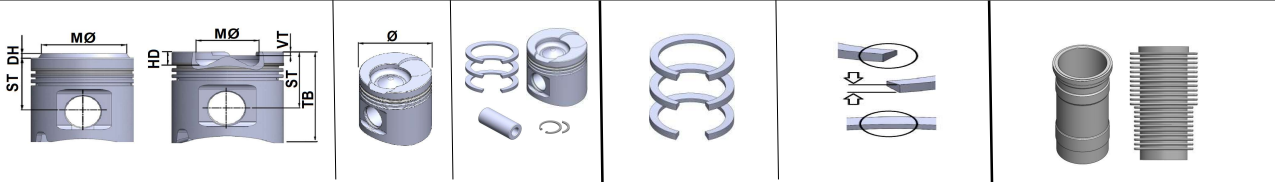










CITROEN		Ø	86				
GASOLINE ENGINE XU10J4RS RFS 1998 CC 4 CYL.		Cyl. 4 ST 33,90 TB 58,4 HD -2,00 VT 0,90 MØ 71,92	86,00 86,50 86,80	TA 6352911 TA 6352922 TA 6352933	TA 7352948 TA 7352959 TA 7352970	S02 1,50 CR S26 1,50 S31 3,00 CR	
		>>					

CITROEN		Ø	86				
DIESEL ENGINE 4HH - P22DTE 4HU - P22DTE 4HV - P22DTE EURO 4 2198 CC 4 CYL.		Cyl. 4 ST 43,42 TB 69,82 HD -15,80 MØ 46,90	86,00 86,40 86,60	TA 6427872 TA 6427883 TA 6427894	TA 7432008 TA 7432019 TA 7432030	S02 2,00 CR S21 2,00 P S35 2,00 P	TA 4418726 G 89,00 F 90,5 Y 5 TB 156,00
		>>					




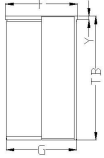





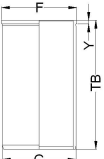


CITROEN		Ø	92				
DIESEL ENGINE T9A - DJ5 2446 CC 4 CYL.		Cyl. 4 ST 49,75 TB 80,00 HD -3,00	92,00	TA 6381200	TA 7381205	S01 2,25 CR, P	
			92,50		TA 7381216	S06 2,00 CR S35 3,50 CR	
		ST : 49,47 TB : 81,60	92,50	TA 6381211	TA 7381216		
	 34 x 58						
	 >>						

CITROEN		Ø	92				
DIESEL ENGINE T8A - DJ5T THY - DK5ATE THZ 2446 CC 4 CYL.		Cyl. 4 ST 49,84 TB 82,00 HD -2,30	92,00	TA 6376602	TA 7376600	S20 3,00 CR, P	
			92,50		TA 7376611	S06 1,75 CR S35 3,50 CR	
		RC,OCP,EP ST : 49,47 TB : 81,60	92,50	TA 6376613	TA 7376611		
	 34 x 68						
	 >>						




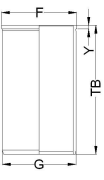
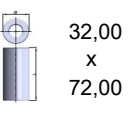
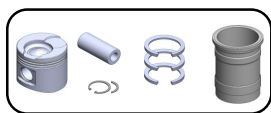



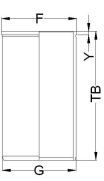
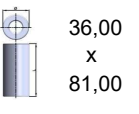

CITROEN		Ø 93							
DIESEL ENGINE M25 - 660 M25 - 629 CRD93L U25/661 CRD93B B25637 - M25/661 M25/637 2498 CC 4 CYL.		Cyl. 4 ST 52,75 TB 95,00 HD -7,40	93,00 93,50 93,75	TA 6293700 TA 6293711 TA 6293722	TA 7293705 TA 7293716 TA 7293720	S01 2,50 CR, P S02 2,00 CR S35 4,00 CR	TA 4420216 W G 97,50 F 99,00 Y 5,00 TB 163,00		
	 30 x 78								
	 >>								

CITROEN		Ø 94,4							
DIESEL ENGINE 8140.63 F28D 2798 CC 4 CYL.		Cyl. 4 ST 55,00 TB 90,00 HD -2,80	94,40 95,00	TA 6376722 TA 6376733	TA 7432062 TA 7432073	S16 3,00 CR S10 2,00 P S35 2,50 CR	TA 4411053 SZ G 96,00 F 98,90 Y 5,00 TB 167,30		
	 32,00 x 68,00	RC,SP,EP							
	 >>								




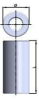
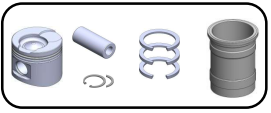




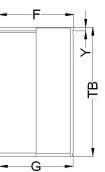

CITROEN		Ø 94,4							
DIESEL ENGINE 8140.43 N 8140.43 S F28DTCR 2798 CC 4 CYL.	 RC,OCP	Cyl. 4 ST 58,75 TB 87,60 HD -21,00 MØ 39,30	94,40 94,80 95,00	TA 6393601 TA 6393612 TA 6393623	TA 7393503 TA 7393514 TA 7393525	S16 2,50 CR S06 2,00 P S35 2,50 CR	TA 4467328 SZ G 97,50 F 100,90 Y 5,00 TB 167,00		 32,00 x 72,00
		94,40	TA 6393601 TA 7393503	S16 2,50 CR	TA 4467328				
 >>									

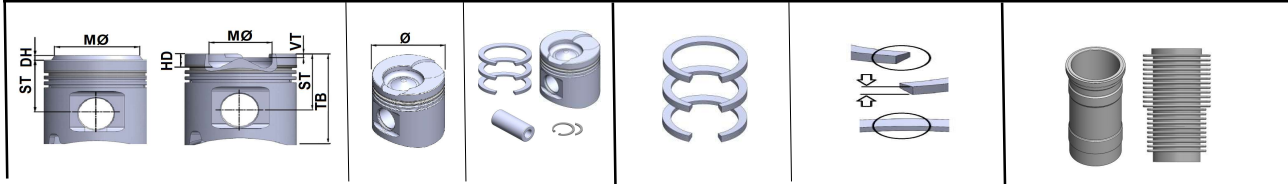
CITROEN		Ø 95,8							
DIESEL ENGINE : F1CE 0481D F30DT EURO 4 2999 CC 4 CYL.	 RC,OCP	Cyl. 4 ST 63,00 TB 92,90 HD -16,00 MØ 50,50	95,80 96,20 96,60	TA 6351838 TA 6351849 TA 6351860	TA 7432066 TA 7432077 TA 7432088	S16 2,50 CRP S06 2,00 P S35 2,50 CRP	TA 4411049 SF G 99,00 F 103,00 Y 4,00 TB 175,00		 36,00 x 81,00
		95,80	TA 6351838 TA 7432066	S16 2,50 CRP	TA 4411049				
 >>									


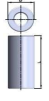
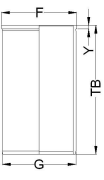








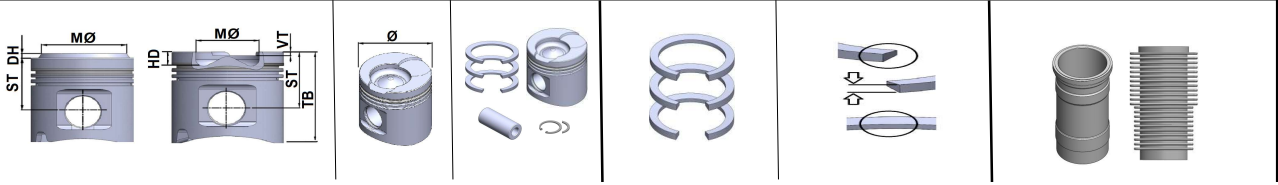
DACIA	Ø 72,2						
GASOLINE ENGINE H4B 400 , H4B 408 3 CYL. 898 CC H5F 402 , H5F 404 H5F 408 , H5F 410 4 CYL. 1197 CC	  20,00 x 47,20	Cyl. ST 31,25 TB 49,00 HD -5,00 VT 2,50 1,18 MØ 57,00	72,20 72,70	TA 6331428 TA 6331439	TA 7393755 TA 7393766	S02 1,20 PVD, S26 1,50 CR S35 2,00 CR,ST	
		 >>					




DACIA	Ø 76							
DIESEL ENGINE K9K 790 K9K 792 K9K 796 1461 CC 4 CYL.	 RC  26,00 x 60,00	Cyl. 4 ST 41,78 TB 66,00 HD -14,00 VT -0,28 -0,48 MØ 39,70	76,00 76,50	TA 6389600 TA 6389611	TA 7389502 TA 7389513	S02 2,00 CR,P S03 2,00 P S35 2,50 CR,P	TA 4076417 SF G 79,10 F 81,00 Y 5,00 TB 142,00	
		 >>						



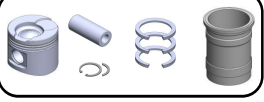


DACIA		Ø 76							
DIESEL ENGINE K9K 790 K9K 792 K9K 796 1461 CC 4 CYL.	 RC  25,00 x 60,00	Cyl. 4 ST 41,78 TB 66,00 HD -14,00 VT -0,28 -0,48 MØ 39,70	76,00 76,50	TA 6389504 TA 6389515	TA 7389502 TA 7389513	S01 2,00 CR,P S06 2,00 P S35 2,50 CR,P	TA 4076417 SF G 79,10 F 81,00 Y 5,00 TB 142,00		
		 >>							

DACIA		Ø 79,5							
GASOLINE ENGINE K4M 606 K4M 690 K4M 694 K4M 696 1598 CC 4 CYL.	  20,00 x 62,00	Cyl. 4 ST 31,70 TB 55,00 HD 1,57 VT -1,3 MØ 70,00	79,50 80,00	TA 6331638 TA 6331649	TA 7381310 TA 7381321	S02 1,50 NT,ST S26 1,50 P S37 2,50 CR,ST			
		 >>							



DACIA	Ø 79,5					
GASOLINE ENGINE K7J 710 K7J 714 1390 CC 4 CYL.	  19,00 x 62,00	Cyl. 4 ST 34,80 TB 57,00	79,50 80,00	TA 6331620 TA 6331642	TA 7381310 TA 7381321	S02 1,50 CR S26 1,50 P S37 2,50 CR,ST
		 >>				

DACIA	Ø 79,5					
GASOLINE ENGINE K7M 732 EURO 4 1598 CC 4 CYL.	  19,00 x 62,00	Cyl. 4 ST 28,31 TB 52,81	79,50 80,00	TA 6331670 TA 6331681	TA 7381310 TA 7381321	S02 1,50 CR S26 1,50 P S37 2,50 CR,ST
		 >>				




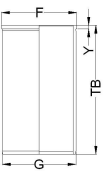
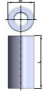



DACIA

DIESEL ENGINE

F8Q 630

1870 CC 4 CYL.




Ø 80							
	Cyl. 4 ST 42,25 TB 70,50 HD -4,50	80,00 80,50	TA 6345713 TA 6345724	TA 7245506 TA 7245510	S01 2,00 CR S06 2,00 S35 3,00 CR	TA 4076421 SF G 83,00 F 85,00 Y 5,00 TB 155,00	
 24 x 63							
 >>							

DAEWOO

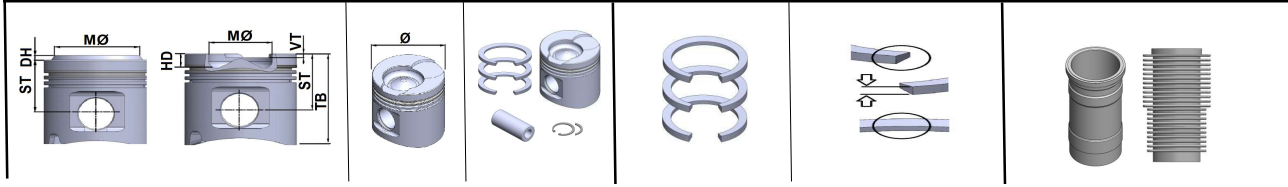
GASOLINE ENGINE




C 20 NE




1998 CC 4 CYL.

Ø 86							
	Cyl. 4 ST 30,40 TB 55,40 HD -5 MØ 57,00	86,00 86,50 87,00	TA 6352802	TA 7349101 TA 7349112 TA 7349123	S01 1,50 CR S06 1,50 P S31 3,00 CR,P		
SP  21,00 x 61,5	ST : 55,10 TB : 30,10 ST : 55,10 TB : 30,10	86,50 87,00	TA 6352813 TA 6352824				
 >>							


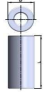
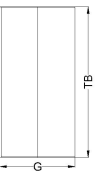





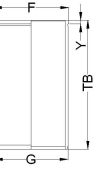



DAIHATSU		Ø 72,5					
GASOLINE ENGINE 1NR - FE EURO 5 1329 CC 4 CYL.	 EP  18,00 x 53,00	Cyl. 4 ST 26,30 TB 44,30 HD -5,60 VT -4,50	72,50 73,00	TA 6327779 TA 6327790	TA 7364968 TA 7364979	S01 1,00 NIT, S06 1,00 P S37 2,00 NIT	
		 >>					


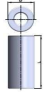
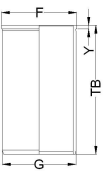

DONGFENG		Ø 78,5					
GASOLINE ENGINE TU5JP4 1587 CC 4 CYL.	  19,49 x 57	Cyl. 4 ST 32,35 TB 50,15 VT +0,15 MØ 64	78,50 79,00 79,50	TA 6374445 TA 6374456 TA 6374467	TA 7394402 TA 7394413 TA 7394424	S01 1,20 CR S21 1,50 P S37 2,50 NT	
		 >>					



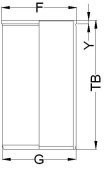



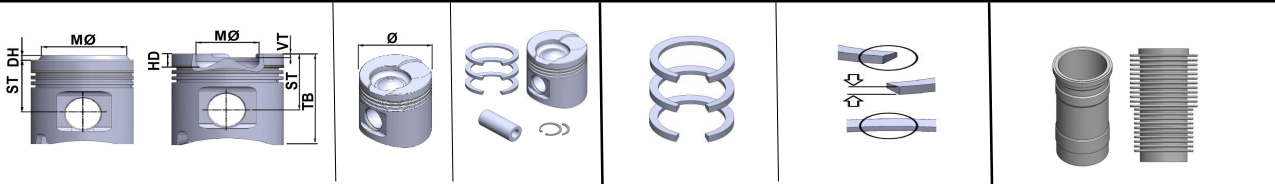
FIAT AUTO	Ø	52					
GASOLINE ENGINE 500 B 500 C 570 CC 4 CYL.		Cyl. 4 ST 30,50 TB 55,50	52,00	TA 6427802	TA 7428302	S01 2,50 CR	TA 4466319 SF G 56,00 TB 121,00 TA 4466352 G 57,00 TB 121,00
			52,40	TA 6427806	TA 7428306	S06 2,50 P	
			52,60	TA 6427808	TA 7428308	S34 2,50 CR	
			52,80	TA 6427810	TA 7428310		
			53,00	TA 6427810	TA 7428310		
			53,20	TA 6427824	TA 7428324		
			53,40	TA 6428714	TA 7428314		
			53,40	TA 6427816	TA 7428316		
			53,60	TA 6427828	TA 7428320		
			53,80	TA 6427834	TA 7428334		
54,00	TA 6427846	TA 7428346					
	 15,00 x 44,50						
							

FIAT AUTO	Ø	62					
GASOLINE ENGINE 100D000 100D006 100D008 767 CC 4 CYL.		Cyl. ST 30,75 TB 61,75	62,00	TA 6427901	TA 7427906	S01 2,0 CR	TA 4466313 SF G 66,00 F 67,50 Y 4,00 TB 110,00
			62,40	TA 6427912	TA 7427910	S22 2,0 P	
			62,60	TA 6427934	TA 7427932	S35 3,947	
			62,80	TA 6427945	TA 7427943		
			63,00	TA 6427956	TA 7427954		
	SP  20,00 x 50,80						
							



FIAT AUTO	Ø	65					
GASOLINE ENGINE 100 G.000 100 G.002 100 GC.000 100 GF 000 100 GL.000 100 GL 048 100 GL3.000 127 A.000 146 A.048 903 CC 4 CYL.	 SP  20,00 x 54,00	Cyl. ST 30,75 TB 61,25	65,00 65,40 65,60 66,00	TA 6340600 TA 6340611 TA 6340622 TA 6340633	TA 7339802 TA 7339813 TA 7339824 TA 7339835	S01 1,75 CR S22 2.0 P S35 3,947	TA 4411013 SF G 69,00 F 69,50 Y 4,00 TB 115,00 
		 >>					

FIAT AUTO	Ø	65					
GASOLINE ENGINE 170 A1.000 170 A1.046 1170 A1.046 903 CC 4 CYL.	 SP  20,00 x 54,00	Cyl. ST 31,25 TB 54,25	65,00 65,40 65,60	TA 6340608 TA 6340619 TA 6340630	TA 7339810 TA 7339821 TA 7339832	S01 1,50 CR S22 1,50 P S35 3,00 P	TA 4411013 SF G 69,00 F 69,50 Y 4,00 TB 115,00 
		 >>					



FIAT AUTO

GASOLINE ENGINE

110.000
110D.000
110F.000
120.000
120D.000

499,5 CC 2 CYL.

Ø 67,4



Cyl. 2
ST 38,00
TB 74,70
HD +2.70

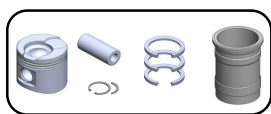
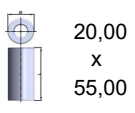
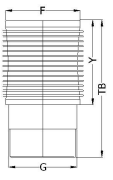
67,40
67,80
68,00
68,20
68,40

TA 6427908
TA 6427919
TA 6427930
TA 6427941
TA 6427952

TA 7427904
TA 7427915
TA 7427926
TA 7427937
TA 7427948

S01 1,500 CR
S06 2,00 P
S06 2,00 P
S34 3,497 P

TA 4466318
AC
G 89,90
Y 75,00
TB 130,90



>> TA 5530204

FIAT AUTO

GASOLINE ENGINE

103D.000
103E.000

1221 CC 4 CYL.

Ø 68



Cyl. 4
ST 46,00
TB 72,00


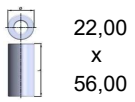
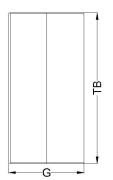
68,00
68,40
68,60
68,80
69,00

TA 6427807
TA 6427818
TA 6427829
TA 6427840
TA 6427851

TA 7428304
TA 7428315
TA 7428326
TA 7428337
TA 7428348

S01 2,50 CR
S06 2,50 P
S35 3,95 P

TA 4466321
SF
G 72,00
TB 148,00




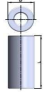

>>






TARABUSI is a registered trademark of FINIMPIANTI a trusted brand in the spare parts world. www.at-tarabusi.com

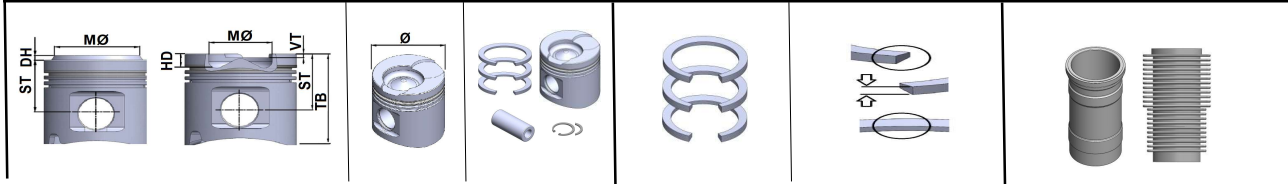




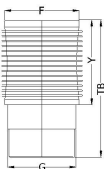






FIAT AUTO	Ø 69,6					
DIESEL ENGINE		Cyl. 4	69,60	TA 6427960	TA 7427200	S45 1,50 CER
169 A1.000		ST 40,30	70,00	TA 6427971	TA 7427211	S06 1,50 P
1248 CC 4 CYL.		TB 62,43	70,20	TA 6427982	TA 7427222	S35 2,00 CR
		HD 12,70				
		VT 1,153 0,904				
		MØ 37,00				
	RC,OCP					
	 23 x 56,7					
	 >>					

FIAT AUTO	Ø 69,6					
DIESEL ENGINE		Cyl. 4	69,60	TA 6427980	TA 7427200	S45 1,50 CER
199 B1.000		ST 40,43	70,00	TA 6427986	TA 7427211	S06 1,50 P
EURO 5		TB 62,43	70,20	TA 6427991	TA 7427222	S35 2,00 CR
1248 CC 4 CYL.		HD 12,70				
		VT 1,15 0,90				
		MØ 37,00				
	RC,OCP					
	 23 x 57					
	 >>					

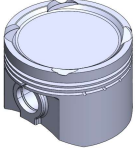
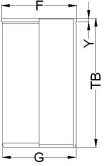




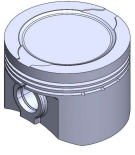
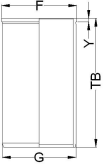




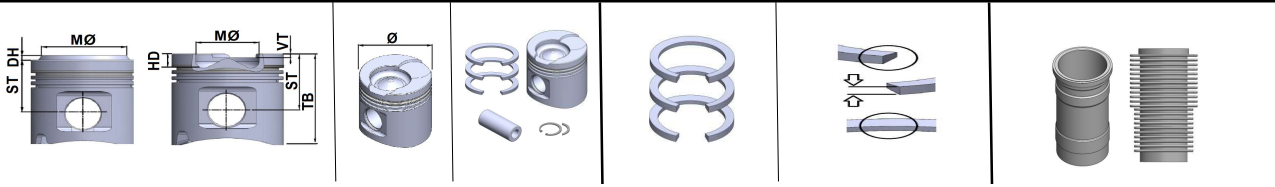
FIAT AUTO	Ø 70						
GASOLINE ENGINE 110 D.000 499 CC 2 CYL.	  20,00 x 58,00	Cyl. 4 ST 39,80 TB 72,30 VD +4,00 MØ 54,00	70,00 70,40 70,60	TA 6427920 TA 6427931 TA 6427942	TA 7427985 TA 7427986 TA 7428000	S01 2,00 CR S21 2,00 P S34 3,50 P	TA 4466370 AC G 75,00 F 75,00 Y 90,00 TB 130,00 
		 >> TA 5530208					



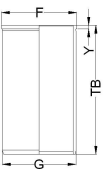

FIAT AUTO	Ø 70,8						
GASOLINE ENGINE 169 A4.000 EURO 4 1242 CC 4 CYL.	  17,98 x 49,00	Cyl. 4 ST 28,60 TB 48,00 HD 3,90 VT 2,00 MØ 62,50	70,80 71,20	TA 6427940 TA 6427951	TA 7428402 TA 7428413	S02 1,19 CR S06 1,20 P S37 2,50 CR	
		 >>					

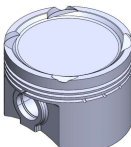




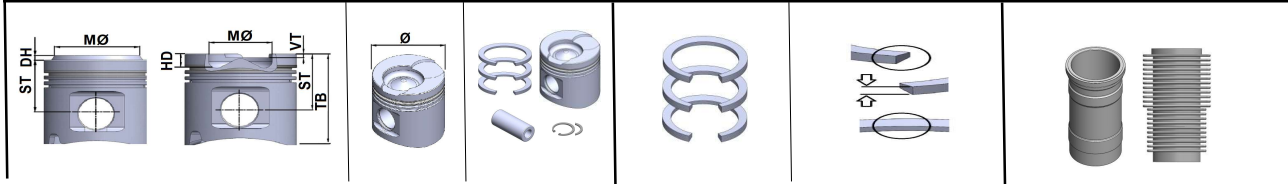
FIAT AUTO	Ø 70,8								
GASOLINE ENGINE 176B.9000 FIRE 182B.2000 FIRE 1242 CC 4 CYL.		Cyl. 4 ST 28,05 TB 48,00 HD 5,70 VT 1,50	70,80 71,20	TA 6427958 TA 6427969	TA 7428402 TA 7428413	S02 1,20 CR S06 1,20 P S37 2,50 CR	TA 4411029 G 73,80 F 75,00 Y 5,00 TB 128,00		
		 18,00 x 53,00							
			>>						


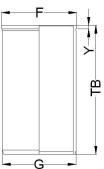


FIAT AUTO	Ø 70,8								
GASOLINE ENGINE 176 A8.000 176 B4.000 178 B5.000 178 E2.000 188 A4.000 223 A5.000 EURO 3 1242 CC 4 CYL.		Cyl. 4 ST 28,00 TB 48,00 HD 2,00 VT 1,40 MØ 60,50	70,80 71,20	TA 6427967 TA 6427978	TA 7428402 TA 7428413	S02 1,20 CR S06 1,20 P S37 2,50 CR	TA 4411029 G 73,80 F 75,00 Y 5,00 TB 128,00		
		 18 x 53							
			>> 222012300						


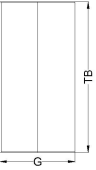




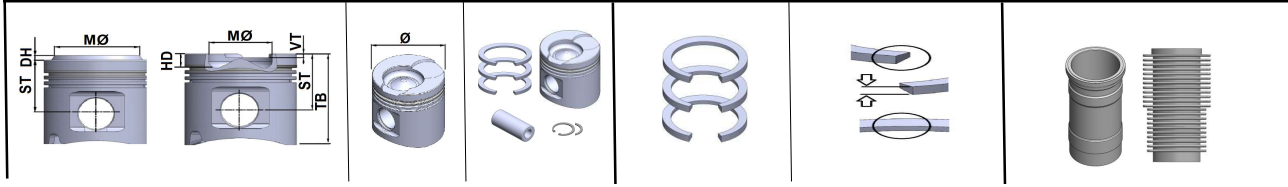
FIAT AUTO	Ø 70,8						
GASOLINE ENGINE 188 A5.000 EURO 3 1242 CC 4 CYL.	  18,00 x 49,00	Cyl. 4 ST 28,00 TB 48,00 HD 5,10 VT 2,00	70,80 71,20	TA 6427954 TA 6427965	TA 7428402 TA 7428413	S02 1,20 CR S06 1,20 P S37 2,50 CR	TA 4411029 G 73,80 F 75,00 Y 5,00 TB 128,00 
		 >>					



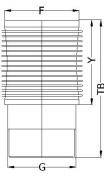

FIAT AUTO	Ø 72						
GASOLINE ENGINE 198 A1.000 198 A4.000 312 A3.000 940 B7.000 EURO 6 955 A2.000 EURO 5 1242 CC 4 CYL.	  17,97 x 49,70	Cyl. 4 ST 26,80 TB 49,70 HD 8,100 VT 2,60 1,70 MØ 61,50	72,00 72,40	TA 6501102 TA 6501113	TA 7428414 TA 7428425	S45 1,20 CER S26 1,20 P S35 2,00 CR	
		 >>					







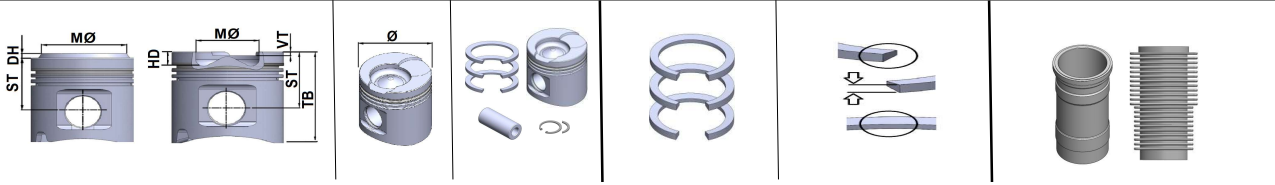
FIAT AUTO	Ø	72						
GASOLINE ENGINE 350A1.000 EURO 4 EURO 5 1368 CC - 4 CYL.		Cyl. 4 ST 26,00 TB 49,00 HD 4,75 VT 2,050	72,00 72,40	TA 6501008 TA 6501019	TA 7104211 TA 7104222	S01 1,00 CR S06 1,20 P S35 2,00 CR,P	TA 4042230 G 75,00 F 76,50 Y 5,00 TB 126,00	
		 18 x 49						


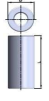

FIAT AUTO	Ø	72						
GASOLINE ENGINE 103 G.000 1100 D 1200 1221 CC 4 CYL.		Cyl. 4 ST 46,00 TB 72,00	72,00 72,40 72,60 73,00	TA 6340651 TA 6340662 TA 6340673 TA 6340684	TA 7428450 TA 7428461 TA 7428472 TA 7428483	S01 2,00 CR S06 2,00 P S35 4,00 P	TA 4466323 SF G 76,00 TB 145,00	
		 22,00 x 64,00						






FIAT AUTO	Ø 73,5						
GASOLINE ENGINE 126 AB.0C.0 126 AB.5C0 594 CC 2 CYL.	  20,00 x 61,00	Cyl. 2 ST 40,00 TB 79,50	73,50 73,90 74,10	TA 6427903 TA 6427914 TA 6427925	TA 7427908 TA 7427919 TA 7427930	S01 1,50 CR S26 2,00 P S34 3,947 P	TA 4466315 AC G 81,50 Y 79,90 TB 130,40 
		 >> TA 5530200					


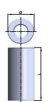
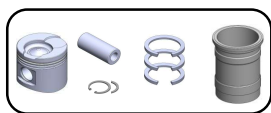
FIAT AUTO	Ø 75						
DIESEL ENGINE 9HU 1560 CC 4 CYL.	 RC,OCP  26 x 61	Cyl. 4 ST 41,70 TB 65,30 HD -13,20 VT -1,16 -1,16 MØ 41,70	75,00 75,50 76,00	TA 6395001 TA 6395012 TA 6395023	TA 7395006 TA 7395010 TA 7395021	S01 3,00 CR S26 1,95 P S35 2,50 CR	TA 4422330 SZ G 78,00 F 79,50 Y 5,00 TB 142,00 
		 >> TA 5107120					






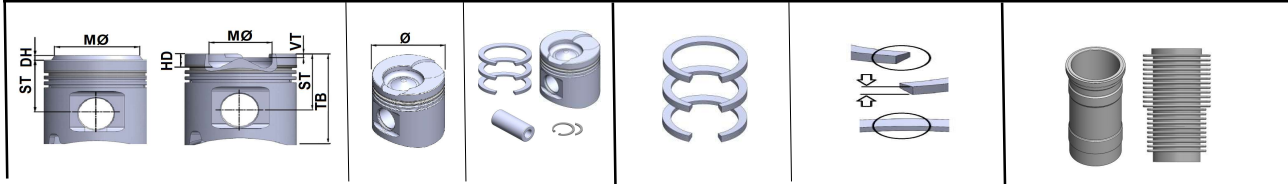
FIAT AUTO	Ø 77						
GASOLINE ENGINE 126 BB.1C.0 652 CC 2 CYL.	  20,00 x 61,00	Cyl. 2 ST 40,00 TB 79,50	77,00 77,40 77,60 77,80	TA 6427905 TA 6427916 TA 6427927 TA 6427938	TA 7427909 TA 7427920 TA 7427931 TA 7427942	S01 1,50 CR S26 2,00 P S34 3,947 P	TA 4466315 AC G 83,00 F 77,00 Y 79,90 TB 130,40 TA 4466322 G 83,00 F 77,40 Y 79,90 TB 130,40 TA 4466333 G 83,00 F 77,60 Y 79,90 TB 130,40
		 >> TA 5530202					

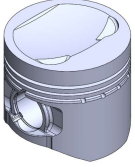

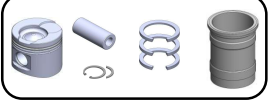
FIAT AUTO	Ø 79,5						
DIESEL ENGINE 198 A3.000 263 A.3000 EURO 5 1598 CC - 4 CYL.	 RC  26,00 x 62,80	Cyl. 4 ST 43,95 TB 68,95 HD -13,80 VT -0,46 -0,60 MØ 41,70	79,50 79,90	TA 6501005 TA 6501019	TA 7432526 TA 7432537	S01 1,50 CR S07 1,50 P S35 2,00 CR,P	TA 4422334 G 82,50 F 84,00 Y 5,00 TB 142,00
		 >>					






FIAT AUTO		Ø 80,01					
DIESEL ENGINE R9M 408 R9M 413 R9M 450 R9M 452 1598 CC 4 CYL.	 RC, OCP  30,00 x 60,00	Cyl. 4 ST 45,95 TB 70,48 HD -12,40 MØ 46,50	80,00 80,50	TA 6393460 TA 6393471	TA 7386312 TA 7386323	S17 2,00 NITC S06 1,75 P S35 2,00 NIT	
		 >>					


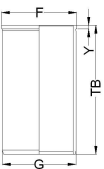


FIAT AUTO		Ø 80,5					
GASOLINE ENGINE 182 B6.000 M645 WA 15.Z 1596 CC 4 CYL.	  21,00 x 56,00	Cyl. 4 ST 28,65 TB 50,65 HD 2,20 VT 2,80 MØ 61,00	80,50 80,90 81,10	TA 6349215 TA 6349226 TA 6349237	TA 7428454 TA 7428465 TA 7428476	S01 1,20 CR S26 1,20 P S37 2,00 CR	
		 >>					


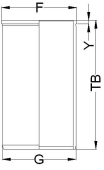




FIAT AUTO	Ø 80,5					
GASOLINE ENGINE 146 C1.000 146 C5.000 146 D5.000 160 A1.046 836 A4.000 M202 PA.13.0 1372 CC 4 CYL.	  22,00 x 58,00	Cyl. 4 ST 33,30 TB 65,30 HD -2,90 MØ 71,00	80,50 80,90 81,10	TA 6349206 TA 6349210 TA 6349221	TA 7349204 TA 7349215 TA 7349226	S01 1,50 CR S26 1,75 S35 3,00 CR
		 >>				


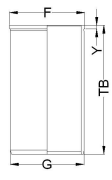
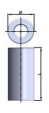
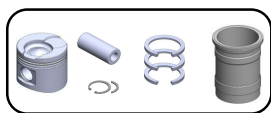
FIAT AUTO	Ø 82					
GASOLINE ENGINE AR 32103 EURO 3 AR 32104 EURO 3 1598 CC - 4 CYL.	  20 x 52	Cyl. 4 ST 28,47 TB 50,47 VT -2,20 -3,50 DH +0,20	82,00 82,40 82,60	TA 6501001 TA 6501012 TA 6501023	TA 7404130 TA 7404141 TA 7404152	S11 1,20 CR S05 1,20 P S35 2,00 CR,P
		ST : 82,00 TB : 82,40 ST : 82,60				
		 >>				


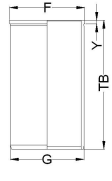
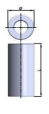



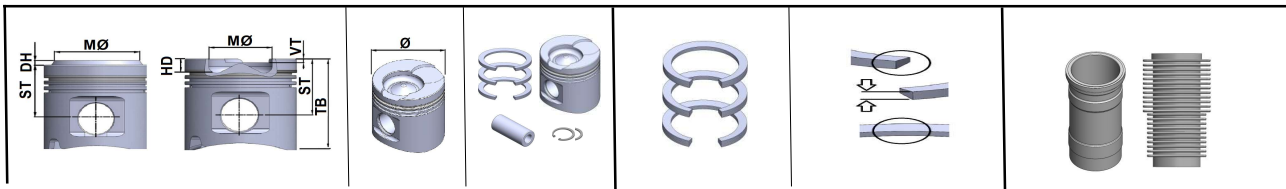
FIAT AUTO	Ø	82						
DIESEL ENGINE 188 A3.000 223 A6.000 M720 SA 19.V 1910 CC 4 CYL.		Cyl. 4 ST 44,50 TB 70,40 HD -2.60	82,00 82,40 82,60	TA 6349219 TA 6349230 TA 6349241	TA 7428458 TA 7428469 TA 7428480	S01 2,00 CR S26 2,00 P S35 2,00 CR	TA 4411033 SZ G 85,20 F 86,20 Y 5,00 TB 155,00	
	 26,00 x 65,00							
								


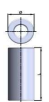
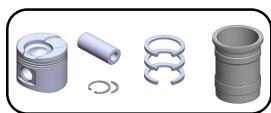
FIAT AUTO	Ø	82						
DIESEL ENGINE 192 B1.000 937 A5.000 939 A2.000 4 CYL. M729 AT.19 M729 AT.24 EURO 4 1910 CC 4 CYL.		Cyl. 4/5 ST 46,50 TB 72,50 HD -15,40 VT -1,03 MØ 41,50	82,00 82,40 82,60	TA 6427868 TA 6427899 TA 6427879	TA 7428422 TA 7428444 TA 7428433	S01 2,00 CR,P S26 2,00 P S35 2,00 CR,P	TA 4042234 G 85,00 F 88,00 Y 4,50 TB 155,00 TA 4042238 G 85,57 F 88,53 Y 4,00 TB 155,00	
	RC, OCP, BB  26 x 61							
								

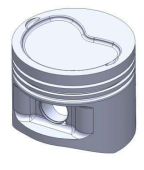




FIAT AUTO	Ø	82					
DIESEL ENGINE		Cyl. 4/5 ST 46,50 TB 72,50 HD -17,50 VT -0,80 MØ 37,50	82,00 82,40 82,60	TA 6427210 TA 6427221 TA 6427232	TA 7428470 TA 7428481 TA 7428492	S01 2,50 CR, P S26 2,00 P S35 2,00 CR, P	TA 4042234 G 85,00 F 88,00 Y 4,50 TB 155,00 TA 4042238 G 85,57 F 88,53 Y 4,00 TB 155,00
186 A.8000 186 A.9000 192 A.1000 192 A.8000 199 A.5000 223 A.7000 937 A7.000 939 A.1000 188 B.2000 D19 AA	RC						
EURO 3	 26 x 61						
1910 CC - 4 CYL.							
							

FIAT AUTO	Ø	82					
DIESEL ENGINE		Cyl. 4/5 ST 46,50 TB 72,50 HD -17,50 VT -0,65 MØ 37,50	82,00 82,40 82,6	TA 6427844 TA 6427855 TA 6427866	TA 7428422 TA 7428444 TA 7428433	S01 2,00 CR S26 2,00 P S35 2,00 CR,P	TA 4042234 G 85,00 F 88,00 Y 4,50 TB 155,00 TA 4042238 G 85,57 F 88,53 Y 4,00 TB 155,00
186 A8.000 186 A9.000 188 B2.000 192 A1.000 192 A8.000 199 A5.000 223 A7.000 937 A7.000 939 A.1000 D19AA	RC, BB						
1910 4 CYL.	 26 x 61						
							



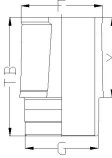



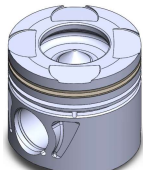

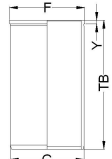

FIAT AUTO	Ø 82,2						
DIESEL ENGINE WJY DW8 EURO 2 WJZ DW8 EURO 2 DW8B 1868 CC 4 CYL.	  <p>25 x 66</p>	Cyl. 4 ST 46,70 TB 77,80 VT -2,40 -1,25	82,20 82,80	TA 6385304 TA 6385315	TA 7385302 TA 7385313	S01 2,00 CR S06 2,00 P S35 3,00 CR,P	TA 4421620 SZ G 85,50 F 87,00 Y 5,00 TB 160,00 TA 4421624 G 85,00 F 87,00 Y 5,00 TB 154,00
							

FIAT AUTO	Ø 82,6						
DIESEL ENGINE 138 C.000 146 B2.000 149 A1.000 149 B1.000 149 B3.000 149 B4.000 149 B4.046 149 B5.046 160 A7.000 176 B3.000 280 A1.000 831 D1.000 M705 BA.19.0 1929 CC 4 CYL.	 RC,EP  <p>25,00 x 69,40</p>	Cyl. 4 ST 42,20 TB 78,30 DH +2.50 ST : 82,00 TB : 82,40 ST : 82,60	82,60 83,00 83,200	TA 6337704 TA 6337715 TA 6337726	TA 7326502 TA 7240004 TA 7326524	S18 2.50 CR S26 2.00 CR S35 4.00 CR	TA 4418713 SZ G 87,00 F 90,00 Y 4.50 TB 157
							



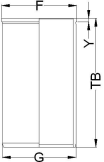





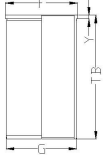



FIAT AUTO	Ø	83					
GASOLINE ENGINE LFW 1762 CC 4 CYL.	 SP  22 x 62	Cyl. 4 ST 33,30 TB 53,30 HD -4,13 MØ 65,57	83,00	TA 6350064	TA 7342220	S02 1,50 CR S26 1,50 S31 3,00 CR	TA 4086213 S G 88,60 F 97,00 Y 95,19 TB 141,00 
		 >> TA 5342212					

FIAT AUTO	Ø	83					
DIESEL ENGINE 198 A5.000 263 A1.000 EURO 5 844 A2.000 939 B5.000 1956 CC - 4 CYL.	 RC,OCP.YP,T  30,00 x 67,00	Cyl. 4 ST 46,63 TB 72,60 HD -15,80 MØ 43,50	83,00 83,40 83,60	TA 6501006 TA 6501017 TA 6501028	TA 7428330 TA 7428341 TA 7428352	S01 1,50 CR S26 1,50 P S35 2,00 CR,P	TA 4422242 SZ G 86,00 F 87,50 Y 5,00 TB 155,00 
		 >>					



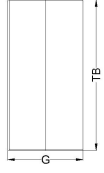





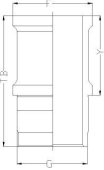

FIAT AUTO	Ø	83					
DIESEL ENGINE 138 A5.000 138 B6.000 1714 CC 4 CYL.	 RC  25,00 x 71,10	Cyl. 4 ST 45,90 TB 85,00 HD -2,70	82,00 82,40 82,60 83,00	TA 6240006 TA 6240010 TA 6240021 TA 6240032	TA 7240004 TA 7240015 TA 7240026 TA 7240037	S18 2,50 CR S26 2,00 P S35 4,00 CR	TA 4418212 SZ G 86,00 F 89,00 Y 4,50 TB 147,00 
		 >>					

FIAT AUTO	Ø	83					
DIESEL ENGINE D9B D9B XUD9A DJY 1905 CC 4 CYL.	  25 x 72	Cyl. 4 ST 46,8 TB 84,3 HD -2,2	83,00 83,40 83,50 83,60 83,80	TA 6225203 TA 6225225 TA 6225214 TA 6225236 TA 6225240	TA 7225201 TA 7225223 TA 7225212 TA 7225234 TA 7225245	S01 2,00 CR S06 2,00 S35 3,00 CR	TA 4419612 SZ G 86,00 TB 153,50 TA 4419516 G 86,00 F 89,00 Y 4,80 TB 153,50 
		 >>					











FIAT AUTO	Ø	83							
DIESEL ENGINE D8B DHX XUD9TF XUD9L 1905 CC 4 CYL.	 RC,EP  28 x 68	Cyl. 4 ST 46,75 TB 79,25 HD -3,50	83,00 83,50 83,80	TA 6384405	TA 7384403 TA 7384414 TA 7384425	S01 3,00 CR,P S06 2,00 S35 3,00 CR,P	TA 4419612 G 86,00 TB 153,50		
		ST : 46,65 TB : 79,30	83,50	TA 6384416	TA 7384414				
		ST : 46,65 TB : 79,30	83,80	TA 6384420	TA 7384425				
 >>									

FIAT AUTO	Ø	84						
GASOLINE ENGINE 169 B 1796 CC 4 CYL.	 SP  23 x 70	Cyl. 4 ST 37,80 TB 70,25 DH +1,1	84,00	TA 6350074	TA 7342228	S02 1,50 CR S21 2,00 S31 4,00 CR	TA 4086222 S G 93 F 99,2 Y 90 TB 135,6	
 >> TA 5342228								



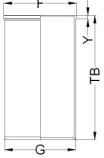






FIAT AUTO		Ø 85					
DIESEL ENGINE RHM DW10ATED4 RHW DW10ATED4 1997 CC 4 CYL.	 RC,OCP  28,00 x 70,00	Cyl. 4 ST 46,75 TB 72,75 HD -18,75 VT -1,65 MØ 39,80	85,00 85,40 85,60	TA 6382746 TA 6382757 TA 6382768	TA 7382701 TA 7382723 TA 7382712	S16 3,50 CR, P S06 2,00 S35 3,00 CR, P	
		 >>					

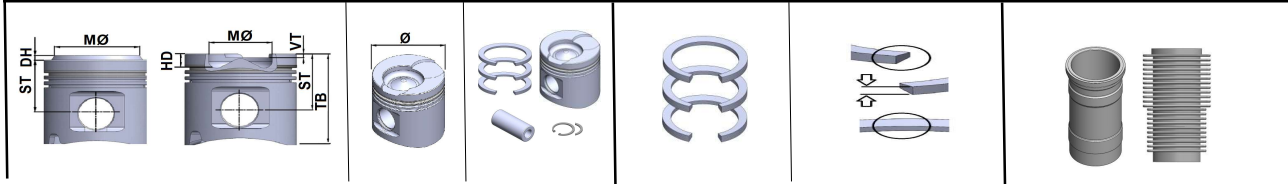
FIAT AUTO		Ø 85					
DIESEL ENGINE DW12BTED4 4HT EURO 4 2179 CC 4 CYL.	 RC,OCP  30,00 x 68,00	Cyl. 4 ST 48,70 TB 74,70 HD -13,50 VT -0,38 -0,38 MØ 52,40	85,00 85,50 85,60	TA 6930060 TA 6930066 TA 6930071	TA 7360438 TA 7360449 TA 7360460	S16 2,50 CCL,P S08 2,00 P S35 2,00 NIT,S	
		 >>					











FIAT AUTO	Ø	85					
DIESEL ENGINE RHK - EURO 4 RHV - DW10 RHX RHZ 1997 CC - 4 CYL.	 RC  28 x 70	Cyl. 4 ST 46,75 TB 80,75 HD -18,30 VT -1,00 MØ 38,00	85,00 85,40 85,60	TA 6382703 TA 6382725 TA 6382714	TA 7382701 TA 7382723 TA 7382712	S16 3,50 CR,P S06 2,00 S35 3,00 CR,P	TA 4086226 G 89,00 F 91,20 Y 4,50 TB 155,00 
		 >>					

FIAT AUTO	Ø	85					
DIESEL ENGINE RHR DW10BTED4 1997 CC 4 CYL.	 RC,OCP  28 x 70	Cyl. 4 ST 46,70 TB 80,705 HD -15,40 VT -0,52 -0,52 MØ 44,80	85,00 85,40 85,60	TA 6427820 TA 6427826 TA 6427831	TA 7382701 TA 7382723 TA 7382712	S16 3,50 CR S06 2,00 S35 3,00 CR	
		 >>					








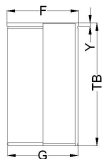

FIAT AUTO	Ø	86				
GASOLINE ENGINE 2.0 SE 1998 CC 4 CYL.	 SP	Cyl. 4 ST 30,40 TB 50,40 HD -5 MØ 57,00	86,00 86,50	TA 6349103 TA 6349114	TA 7349101 TA 7349112	S01 1,50 CR S06 1,50 P S31 3,00 CR,P
		 21 x 61,5	 >>			

FIAT AUTO	Ø	86				
GASOLINE ENGINE RFV 1998 CC 4 CYL.	 SP	Cyl. 4 ST 33,80 TB 53,80 HD -4,30 MØ 52	86,00 86,25 86,60	TA 6352956 TA 6352967 TA 6352978	TA 7353905 TA 7352914 TA 7352925	S02 1,50 CR S26 1,75 S31 3,00 CR
		 22 x 62,1	 >>			





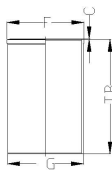
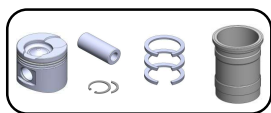




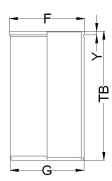

FIAT AUTO	Ø	86					
GASOLINE ENGINE RFU - XU10J2C RFW 1998 CC 4 CYL.		Cyl. 4 ST 39,10 TB 64,10 HD -2,74 VT -3,04	86,00 86,25 86,50	TA 6352905 TA 6352916 TA 6352920	TA 7353905 TA 7352914 TA 7352925	S02 1,50 CR S26 1,75 S31 3,00 CR	
		 23,00 x 53,00					
			>>				

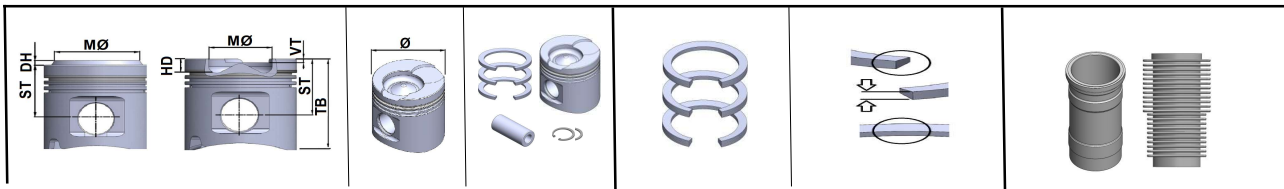
FIAT AUTO	Ø	86					
DIESEL ENGINE 4HV - P22DTE EURO 4 2198 CC - 4CYL.		Cyl. 4 ST 48,42 TB 74,80 HD 16,17 MØ 49,00	86,00 86,40 86,60	TA 6501057 TA 6501068 TA 6501079	TA 7432006 TA 7432017 TA 7432028	S02 2,00 CR,P S26 2,00 P S35 2,00 CR	TA 4418768 G 89,00 F 90,50 C 5,00 TB 165,00
		RC, OCP  30,00 x 66,85					
			>>				


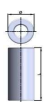
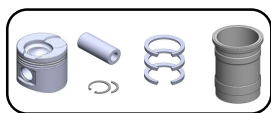




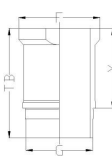



FIAT AUTO	Ø 86						
DIESEL ENGINE 4HV - P22DTE EURO 4 2198 CC 4 CYL.	 RC,OCP  30 x 66,70	Cyl. 4 ST 43,42 TB 69,82 HD -15,80 MØ 46,90	86,00 86,40 86,60	TA 6427872 TA 6427883 TA 6427894	TA 7432008 TA 7432019 TA 7432030	S02 2,00 CR S21 2,00 P S35 2,00 P	TA 4418726 G 89,00 F 90,5 Y 5 TB 156,00 
		 >>					

FIAT AUTO	Ø 86,4						
GASOLINE ENGINE 159 A3.000 159 A3.046 159 A3.048 160 A2.000 176 A9.000 220 A2.000 835 C1.000 1581 CC 4 CYL.	  22,00 x 63,00	Cyl. 4 ST 33,30 TB 72,80 HD -2,30 MØ 71,00	86,40 86,80 87,00	TA 6348005 TA 6348016 TA 6348020	TA 7348003 TA 7348014 TA 7348025	S02 1,50 CR,P S10 1,75 P S35 3,00 CR,P	TA 4411037 G 90,00 F 91,00 Y 5,00 TB 127,00 
		 >> 222 A04100					


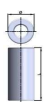
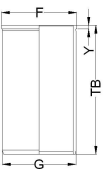
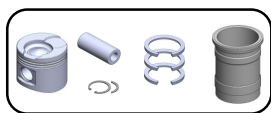




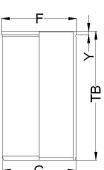
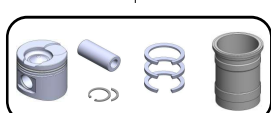
FIAT AUTO	Ø 86,4						
GASOLINE ENGINE 178 B3.000 182 A4.000 182 A6.000 185 A3.000 EURO 2 1581 CC 4 CYL.	  22,00 x 56,00	Cyl. 4 ST 34,17 TB 59,42 HD +0.25 VT 2,20 2,80	86,40 86,80	TA 6240058 TA 6240070	TA 7240056 TA 7240067	S01 1,50 CR S06 1,50 P S35 3,00 CR	
		 >>					

FIAT AUTO	Ø 88						
GASOLINE ENGINE XN1T 170B 170D 1971 CC 4 CYL.	 SP  23 x 74	Cyl. 4 ST 37,90 TB 73,40 DH +2,55	88,00 88,50 88,75	TA 6485802	TA 7485800	S02 1,50 CR S06 2,00 S31 4,00 CR	TA 4083218 S G 93 F 101,9 Y 90 TB 135,6 
		 >> TA 5253304					




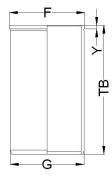
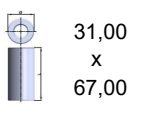
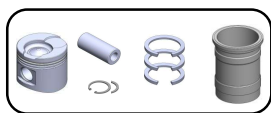



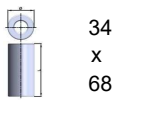

FIAT AUTO	Ø	88					
DIESEL ENGINE : F1 AE 0481 D Euro 4 2287 CC 4 CYL.	 RC,OCP  31,00 x 67,00	Cyl. 4 ST 57,00 TB 84,00 HD -13,75 MØ 50,10	88,00 88,40 88,60	TA 6351834 TA 6351845 TA 6351856	TA 7428360 TA 7428371 TA 7428382	S16 2,50 CRP S06 2,00 P S35 2,50 CRP	TA 4411045 SF G 91,00 F 95,00 Y 4,00 TB 160,00 
				 >>	IESEL		

FIAT AUTO	Ø	88					
DIESEL ENGINE : F1AE 3481 D 2287 CC 4 CYL.	 RC,OCP,YP,T  31,00 x 67,00	Cyl. 4 ST 57,00 TB 84,00 HD -14,30 MØ 49,00	88,00 88,40 88,60	TA 6351842 TA 6351853 TA 6351864	TA 7428361 TA 7428372 TA 7428383	S16 2,50 CR S S06 2,00 P S35 2,50 CR S	TA 4411045 SF G 91,00 F 95,00 Y 4,00 TB 160,00 
				 >>	IESEL		


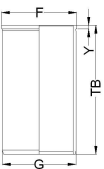
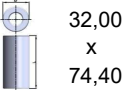




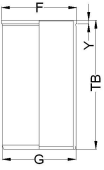
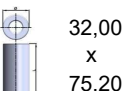



FIAT AUTO		Ø 88							
DIESEL ENGINE F1AE 0481C EURO 3 2287 CC 4 CYL.	 RC,OCP	Cyl. 4 ST 57,00 TB 84,00 HD -18,10 MØ 38,00	88,00 88,40 88,60	TA 6351830 TA 6351841 TA 6351852	TA 7428360 TA 7428371 TA 7428382	S16 2,50 CR S06 2,00 CR S35 2,50 CR	TA 4411045 SF G 91,00 F 95,00 Y 4,00 TB 160,00		 31,00 x 67,00
			>>						

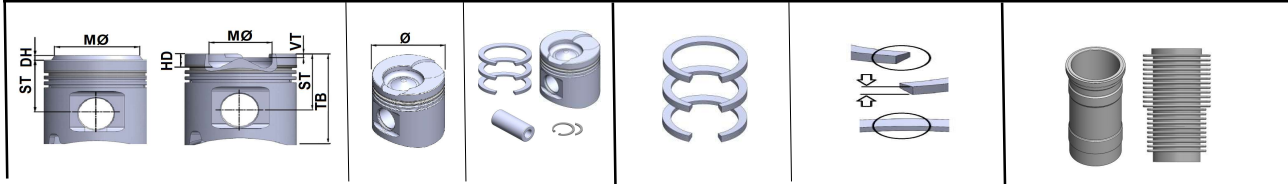
FIAT AUTO		Ø 92							
DIESEL ENGINE THY - DK5ATE 2446 CC 4 CYL.	 RC,OCP,EP	Cyl. 4 ST 49,84 TB 82,00 HD -2,30	92,00 92,50	TA 6376602	TA 7376600 TA 7376611	S20 3,00 CR, P S06 1,75 CR S35 3,50 CR			 34 x 68
			>>						









FIAT AUTO	Ø	93					
DIESEL ENGINE		Cyl. 4 ST 55,00 TB 90,00 HD -2,20	93,00 93,40 93,60	TA 6056805 TA 6056820 TA 6056831	TA 7056803 TA 7056825 TA 7056836	S01 3,00 CR S26 2,00 P S35 4,00 CR	TA 4415913 SZ G 96,00 F 99,00 Y 4,80 TB 170,50
8140.58 U 8140.61 8140.61.200 8140.61.201 8140.61.202 8140.61.203 8140.61.204 8140.61.207 8140.61.208 8140.61.212 8140.61.216 8140.61.217 8140.61.235 8140.61.300 8140.61.303 8140.68 U 8142.61 8144.61 8144.61.200	RC,SP,EP						
2445 CC 4 CYL.		32,00 x 74,40					
		>>					

FIAT AUTO	Ø	93					
DIESEL ENGINE		Cyl. 4 ST 54,00 TB 89,00 HD -2,20	93,00 93,40 93,60	TA 6325605 TA 6325616 TA 6325620	TA 7325500 TA 7325511 TA 7325522	S01 3,00 CR S26 2,00 P S35 3,00 CR	TA 4411053 SZ G 96,00 F 98,90 Y 5,00 TB 167,30
8144.67 2499 CC 4 CYL.	RC,SP,EP						
		32,00 x 75,20					
		>>					




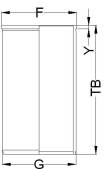




FIAT AUTO		Ø 93					
DIESEL ENGINE		Cyl. 4	94,40	TA 6354401	TA 7354406	S16 3,00 CR	
		ST 58,75	94,80	TA 6354412	TA 7354410	S10 2,00 P	
8140.07.3700		TB 96,75	95,00	TA 6354423	TA 7354421	S35 3,00 CR	
2499 CC 4 CYL.		HD -16,90					
		MØ 40,00					
	RC		94,40				
		32,00					
		x					
		75,00					
			>>				


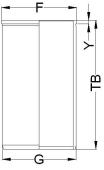
FIAT AUTO		Ø 93					
DIESEL ENGINE		Cyl. 4	93,00	TA 6354600	TA 7354406	S16 3,00 CR,P	
		ST 58,75	93,40	TA 6354611	TA 7354410	S10 2,00 P	
8140.27.200		TB 96,75	93,60	TA 6354622	TA 7354421	S35 3,00 CR,P	
8140.27.2101		HD -17,90					
2499 CC 4 CYL.		MØ 38,00					
	RC,BB						
		32,00					
		x					
		78,00					
			>>				




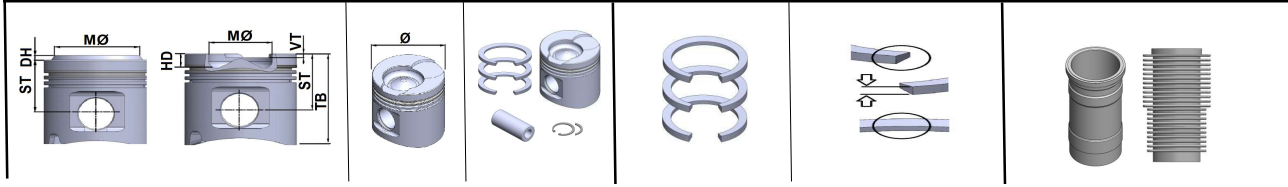




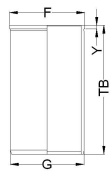

FIAT AUTO		Ø 94,4							
DIESEL ENGINE		Cyl. 4	94,40	TA 6393505	TA 7393503	S16 2,50 CR	TA 4467328		
		ST 58,75	94,80	TA 6393516	TA 7393514	S06 2,00 P	SZ		
8140.23.3700	RC,OCP	TB 87,60	95,00	TA 6393520	TA 7393525	S35 2,50 CR	G 97,50		
8140.23.3761							F 100,90		
8140.23.3801							Y 5,00		
8140.23.3861							TB 167,00		
8140.23.3900									
8140.43.2200									
8140.43.2210									
8140.43.3700									
8140.43.3711									
8140.43.3731									
8140.43.3780									
EURO 2		32,00							
8140.43C.4030	x								
EURO 3		72,00							
2799 CC 4 CYL.			94,40						






FIAT AUTO		Ø 94,4							
DIESEL ENGINE		Cyl. 4	94,40	TA 6393601	TA 7393503	S16 2,50 CR	TA 4467328		
		ST 58,75	94,80	TA 6393612	TA 7393514	S06 2,00 P	SZ		
8140.43 N	RC,OCP	TB 87,60	95,00	TA 6393623	TA 7393525	S35 2,50 CR	G 97,50		
8140.43 S							F 100,90		
125 TCA							Y 5,00		
							TB 167,00		
2798 CC 4 CYL.			94,40						




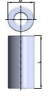
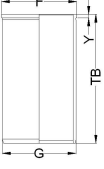





FIAT AUTO	Ø 95,8								
<p>DIESEL ENGINE :</p> <p>F1CE 0481D F1CE 0481E Euro 4 4P10-TE EURO 5</p> <p>2999 CC 4 CYL.</p>	 <p>RC,OCP</p>  <p>36,00 x 81,00</p>	<p>Cyl. 4</p> <p>ST 63,00 TB 92,90 HD -16,00 MØ 50,50</p>	<p>95,80 96,20 96,60</p>	<p>TA 6351838 TA 6351849 TA 6351860</p>	<p>TA 7432066 TA 7432077 TA 7432088</p>	<p>S16 2,50 CRP S06 2,00 P S35 2,50 CRP</p>	<p>TA 4411049 SF G 99,00 F 103,00 Y 4,00 TB 175,00</p> 		
 >>									

FIAT AUTO	Ø 93								
<p>DIESEL ENGINE</p> <p>8144.21 8144.21.200 8140.21.220</p> <p>2445 CC 4 CYL.</p>	 <p>RC,SP</p>  <p>32,00 x 78,00</p>	<p>Cyl. 4</p> <p>ST 59,65 TB 97,65 HD -14,80 MØ 52,00</p>	<p>93,00 93,40 93,60</p>	<p>TA 6354504 TA 6354515 TA 6354526</p>	<p>TA 7354406 TA 7354410 TA 7354421</p>	<p>S16 3,00 CR,P S10 2,00 P S35 3,00 CR,P</p>			
 >>									

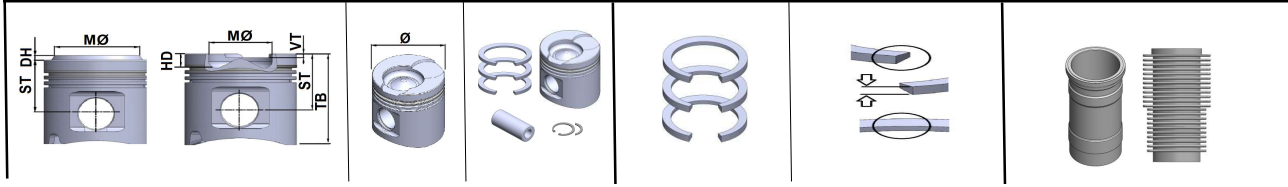



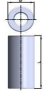



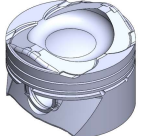


FIAT AUTO	Ø 94,4						
<p>DIESEL ENGINE</p> <p>8140.23.3900 8140.43</p> <p>2798 CC 4 CYL.</p>	 <p>RC,OCP</p>  <p>32,00 x 78,00</p>	<p>Cyl. 4</p> <p>ST 58,75</p> <p>TB 96,75</p> <p>HD -19,45</p> <p>MØ 39,30</p>	<p>94,40</p> <p>95,00</p>	<p>TA 6376705</p> <p>TA 6376716</p>	<p>TA 7376703</p> <p>TA 7376714</p>	<p>S16 3,00 CR,P</p> <p>S06 2,00 P</p> <p>S35 3,00 CR,P</p>	<p>TA 4467328</p> <p>SZ</p> <p>G 97,50</p> <p>F 100,90</p> <p>Y 5,00</p> <p>TB 167,00</p>  <p>TA 4467332</p> <p>G 97,58</p> <p>F 100,90</p> <p>Y 5,00</p> <p>TB 167,00</p>
 <p>>></p>							

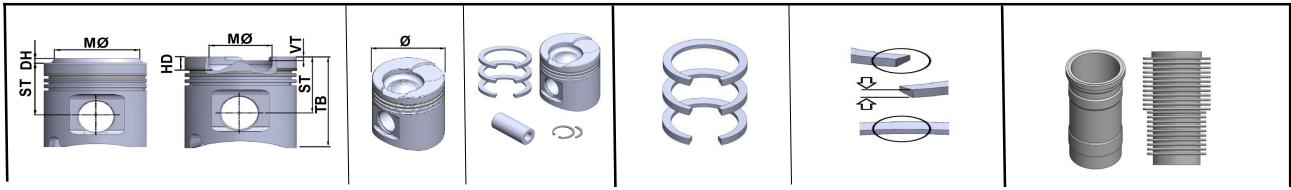
FORD	Ø 70,8						
<p>GASOLINE ENGINE</p> <p>169 A4.000 FP4</p> <p>1242 CC 4 CYL.</p>		<p>Cyl. 4</p> <p>ST 28,60</p> <p>TB 48,00</p> <p>HD 3,90</p> <p>VT 2,00</p> <p>MØ 62,50</p>	<p>70,80</p> <p>71,20</p>	<p>TA 6427940</p> <p>TA 6427951</p>	<p>TA 7428402</p> <p>TA 7428413</p>	<p>S02 1,19 CR</p> <p>S06 1,20 P</p> <p>S37 2,50 CR</p>	
 <p>>></p>							


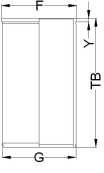





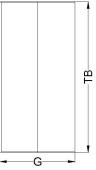
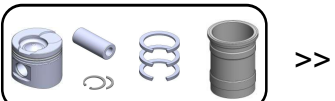



FORD		Ø 71,9					
GASOLINE ENGINE DHA - DHB DHC - DHD DHE - DHF DHG ZH12 1242 CC 4 CYL.	 EP  19,00 x 49,00	Cyl. ST 28,25 TB 53,25 HD -0,93 MØ 52,00	71,90 72,40	TA 6341032 TA 6341043	TA 7432500 TA 7432511	S01 1,20 CR S06 1,50 P S35 2,50 CR	
		 >>					




FORD		Ø 71,9					
GASOLINE ENGINE M2DA EURO 5 SFDA EURO 5 M2GA - M2GB SFCA - SFCB SFCC - SFCD SFJA - SFJB SFJC - SFJD ECOBOOST 998 CC 3 CYL.	 EP  21 x 45,50	Cyl. 3 ST 27,35 TB 51,00 HD -8,65 MØ 43,00	71,90 72,40	TA 6341042 TA 6341053	TA 7432540 TA 7432551	S01 1,00 S,VAP S06 1,20 P S37 2,00 S,VAP	
		 >>					






FORD		Ø 73,7							
DIESEL ENGINE F6JA F6JB 1399 CC 4 CYL.	 RC	Cyl. 4 ST 42,94 TB 65,44 HD -14,7 VT -1,50 -1,50 MØ 37,16	73,70 73,95 74,20	TA 6391302 TA 6391313 TA 6391324	TA 7391300 TA 7391311 TA 7391322	S16 2,50 CR S06 1,95 S35 2,50 CR	TA 4422320 SZ G 76,70 F 78,20 Y 5,00 TB 136,00		TA 4422324 G 76,95 F 78,45 Y 5,25 TB 136,00
		 25 x 60							


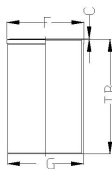
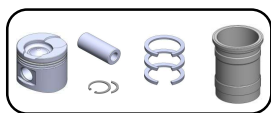
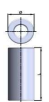
FORD		Ø 74							
GASOLINE ENGINE JLA 1297 cc 4 cyl.	 EP	Cyl. ST 39,13 TB 65,13 HD -3,27 MØ 41,50	74,00 74,50 75,00	TA 6341005 TA 6341016 TA 6341020	TA 7341106 TA 7341110 TA 7341121	S01 1,60 CR S22 2,00 P S35 4,00 P	TA 4407712 G 77,18 TB 119,62		
		 20,63 x 63,50							






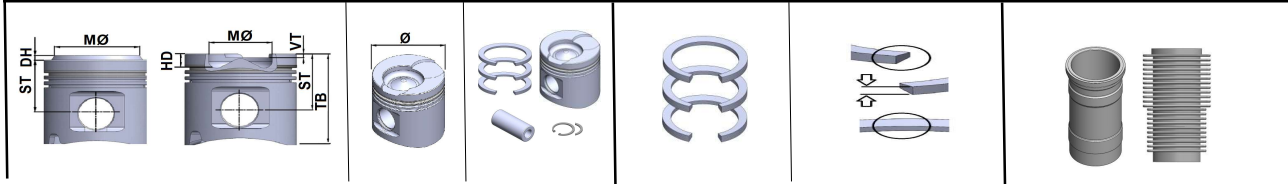
FORD		Ø 74					
GASOLINE ENGINE J4K - J4M - J4N J4P - J4R - J4T EFI JBA - JBB - JBC JBD OHV 1297 cc 4 cyl.	 EP  18,04 x 64,00	Cyl. ST 29,40 TB 53,90	74,00 74,50 75,00	TA 6308105 TA 6308116 TA 6308120	TA 7308103 TA 7308114 TA 7308125	S01 1,50 CR S26 1,75 P S35 3,00 P	
		 >>					




FORD		Ø 75					
DIESEL ENGINE T1DA - T1DB T3DA - T3DB T3JA - T3JB TZJA - TZJB 1560 CC 4 CYL.	 RC, OCP  26 x 61	Cyl. 4 ST 41,70 TB 65,15 HD -13,90 MØ 45,00	75,00 75,50 76,00	TA 6622400 TA 6622411 TA 6622422	TA 7502026 TA 7502037 TA 7502048	S16 2,50 CR S26 1,95 P S35 2,00 CR	
		 >>					






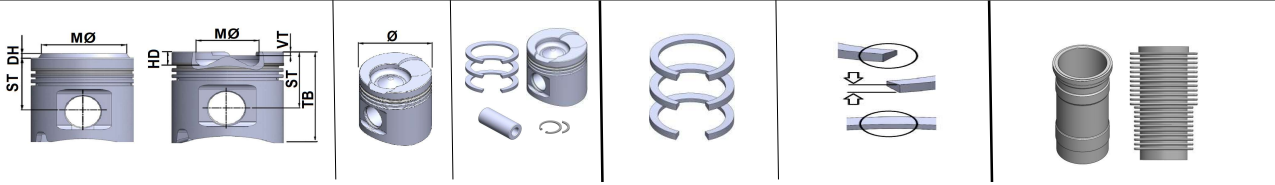
FORD		Ø 75							
DIESEL ENGINE G8DA - G8DB HDDA - HDDB HHDA EURO 4 HHDB EURO 4 1560 CC 4 CYL.	 RC, OCP	Cyl. 4 ST 41,70 TB 65,30 HD -13,20 VT -1,16 -1,16 MØ 41,70	75,00 75,50 76,00	TA 6395001 TA 6395012 TA 6395023	TA 7395006 TA 7395010 TA 7395021	S01 3,00 CR S26 1,95 P S35 2,50 CR	TA 4422330 SZ G 78,00 F 79,50 Y 5,00 TB 142,00		
		 26 x 61	>> TA 5107120						


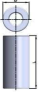

FORD		Ø 76							
GASOLINE ENGINE DOHC ZETEC 1597 CC 4 CYL.	 SP	Cyl. 4 ST 40,00 TB 65,00 HD -5,02	76,00 76,50 77,00	TA 6352916 TA 6352920	TA 7364405 TA 7364416 TA 7364420	S01 1,50 CR S26 1,60 S35 2,50			
		 22,00 x 62,00	>>						






FORD		Ø 79					
GASOLINE ENGINE M8MA - M8DA M9MA - M9DA M9DB - DXA CB7 DXA-CEU DM2 ECOBOOST 1499 CC 4 CYL.	 EP  21,00 x 45,50	Cyl. 4 ST 28,30 TB 54,20 HD -5,00 MØ 53,50	79,00 79,25 79,50	TA 6312814 TA 6312825 TA 6312836	TA 7432560 TA 7432571 TA 7432582	S01 1,20 CR S26 1,20 P S37 2,00 CR	
		 >>					

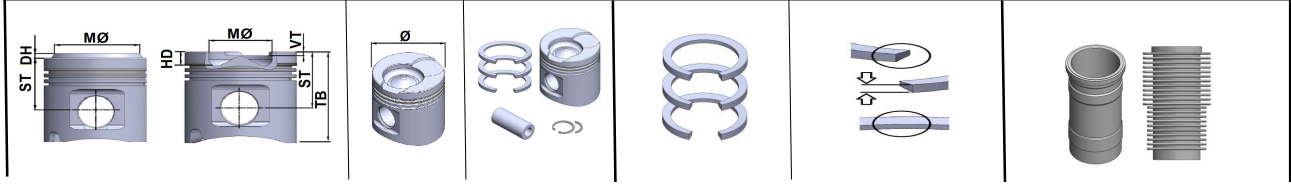
FORD		Ø 79					
GASOLINE ENGINE ZH16 ZETEC S 1596 CC 4 CYL.	  18,00 x 50,90	Cyl. 4 ST 25,05 TB 48,10	79,00 79,25 79,50	TA 6312810 TA 6312821 TA 6312832	TA 7432504 TA 7432515 TA 7432526	S01 1,20 CR S21 1,50 P S35 2,00 CR	
		 >>					


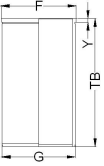





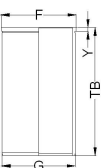


FORD		Ø 79,51					
DIESEL ENGINE AUY 1896 CC 4 CYL.		Cyl. 4	79,51	TA 6391700	TA 7391705	S01 1,75	CR,P
		ST 45,80	79,76	TA 6391711	TA 7391716	S05 2,00	P
		TB 69,80	80,01		TA 7391720	S35 3,00	CR,P
		HD -17,80	80,51		TA 7391731		
		VT -1,30					
		MØ 38,00					
	RC,OCP,BB	ST : 45,55	80,01	TA 6391722	TA 7391720		
	CYL. 1-2	TB : 69,55					
		ST : 45,55	80,51	TA 6391733	TA 7391731		
		TB : 69,55					
		26					
		x					
		66					
		>>					

FORD		Ø 79,51					
DIESEL ENGINE AUY 1896 CC 4 CYL.		Cyl. 4	79,51	TA 6391803	TA 7391705	S01 1,75	CR,P
		ST 45,80	79,76	TA 6391814	TA 7391716	S05 2,00	P
		TB 69,80	80,01		TA 7391720	S35 3,00	CR,P
		HD -17,80	80,51		TA 7391731		
		VT -1,30					
		MØ 38,00					
	RC,OCP,BB	ST : 45,55	80,01	TA 6391825	TA 7391720		
	CYL. 3-4.	TB : 69,55					
		ST : 45,55	80,51	TA 6391836	TA 7391731		
		TB : 69,55					
		26					
		x					
		66					
		>>					




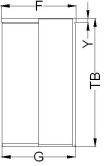





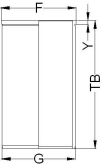


FORD		Ø 79,51							
DIESEL ENGINE		Cyl. 4	79,51	TA 6391906	TA 7391705	S01 1,75 CR	TA 4422213		
		ST 45,80	79,76	TA 6391910	TA 7391716	S08 2,00	G 82,50		
ANU - ATD		TB 68,80	80,01		TA 7391720	S35 3,00 CR	F 85,50		
AXR - BJB		HD -17,20					Y 4,70		
BKC - BXE		VT -1,10					TB 152,00		
BXF - BXJ		MØ 38,00							
1896 CC 4 CYL.	RC,OCP,BB	ST : 45,55	80,01	TA 6391921	TA 7391720				
	CYL 1-2	TB : 68,55							
		26							
		x							
		66							
		>>							

FORD		Ø 79,51							
DIESEL ENGINE		Cyl. 4	79,51	TA 6392002	TA 7391705	S01 1,75 CR	TA 4422213		
		ST 45,80	79,76	TA 6392013	TA 7391716	S08 2,00	G 82,50		
ANU - ATD		TB 68,80	80,01		TA 7391720	S35 3,00 CR	F 85,50		
AXR - BJB		HD -17,20					Y 4,70		
BKC - BXE		VT -1,10					TB 152,00		
BXF - BXJ		MØ 38,00							
1896 CC 4 CYL.	RC,OCP,BB	ST : 45,55	80,01	TA 6392024	TA 7391720				
	CYL 3-4	TB : 68,55							
		26							
		x							
		66							
		>>							

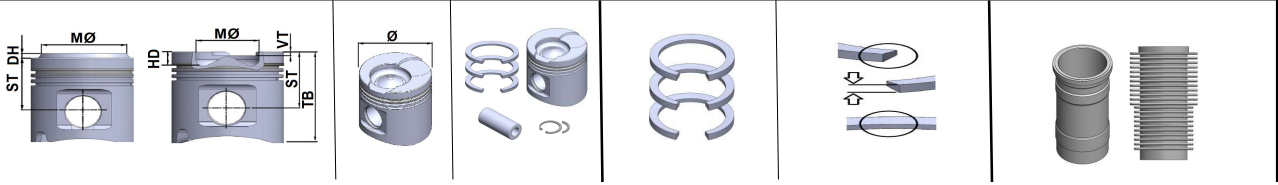




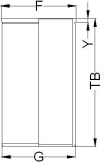





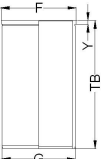

FORD		Ø 79,51							
DIESEL ENGINE ASZ 1896 CC 4 CYL.		Cyl. 4	79,51	TA 6392105	TA 7391705	S01 1,75 CRP	TA 4422213		
		ST 45,80	79,76	TA 6392116	TA 7391716	S08 2,00 P	SZ		
		TB 68,80	80,01		TA 7391720	S35 3,00 CRP	G 82,50		
	RC,OCP,BB	HD -17,90					F 85,50		
	CYL. 1-2	VT -1,10 -1,10					Y 4,70		
		MØ 38,00					TB 152,00		
		ST : 45,55	80,01	TA 6392120	TA 7391720				
		TB : 68,55							
	26 x 66								
									

FORD		Ø 79,51							
DIESEL ENGINE ASZ 1896 CC 4 CYL.		Cyl. 4	79,51	TA 6392201	TA 7391705	S01 1,75 CRP	TA 4422213		
		ST 45,80	79,76	TA 6392212	TA 7391716	S03 2,00 P	SZ		
		TB 68,80	80,01		TA 7391720	S35 3,00 CRP	G 82,50		
	RC,OCP,BB	HD -17,90					F 85,50		
	CYL. 3-4	VT -1,10 -1,10					Y 4,70		
		MØ 38,00					TB 152,00		
		ST : 45,55	80,01	TA 6392223	TA 7391720				
		TB : 68,55							
	26 x 66								
									











FORD		Ø 79,51							
DIESEL ENGINE 1Z AFN AHU AVG 1896 CC - 4 CYL.	 RC,OCP,BB CYL. 1-2  26 x 66	Cyl. 4 ST 45,80 TB 68,80 HD -17,65 VT -1,10 MØ 38,00	79,51 79,76 80,01 80,51	TA 6801060 TA 6801071	TA 7369401 TA 7369412 TA 7369423 TA 7369434	S01 1,75 CR S06 2,00 CR S35 3,00 CR	TA 4422213 G 82,50 F 85,50 Y 4,70 TB 152,00		
		ST : 45,55 TB : 68,55	80,01 80,51	TA 6801082 TA 6801093	TA 7369423 TA 7369434				
		ST : 45,55 TB : 68,55	80,51	TA 6801093	TA 7369434				
 >>									

FORD		Ø 79,51							
DIESEL ENGINE 1Z AFN AHU AVG 1896 CC - 4 CYL.	 RC,OCP,BB 3/4 Cyl.  26 x 66	Cyl. 4 ST 45,80 TB 68,80 HD -17,65 VT -1,10 MØ 38,00	79,51 79,76 80,01 80,51	TA 6801064 TA 6801075	TA 7369401 TA 7369412 TA 7369423 TA 7369434	S01 1,75 CR S06 2,00 CR S35 3,00 CR	TA 4422213 G 82,50 F 85,50 Y 4,70 TB 152,00		
		ST : 45,55 TB : 68,55	80,01 80,51	TA 6801086 TA 6801097	TA 7369423 TA 7369434				
		ST : 45,55 TB : 68,55	80,51	TA 6801097	TA 7369434				
 >>									











FORD		Ø	81				
DIESEL ENGINE AJD - V6 2720 CC 6 CYL.	 RC,OCP	Cyl. 6 ST 47,00 TB 71,00 HD -14,05 VT -0,50 -0,50 MØ 44,00	81,00	TA 6900046	TA 7500054	S02 2,00 CR	
						S08 2,00 CR	
	 29,00 x 62,00						
	 >>						

FORD		Ø	81,01				
GASOLINE ENGINE AAA AMY 2792 CC 6 CYL.	 SP	Cyl. 5 ST 30,45 TB 55,78 HD -6,15 DH 4,33 MØ 57,00	81,01	TA 6358203	TA 7348401	1,50	
			81,51	TA 6358214	TA 7348423	1,75	
			82,01	TA 6358225	TA 7348434	3,00	
			82,51	TA 6358236	TA 7348445		
			81,51	TA 6358247	TA 7348423		
			82,01	TA 6358258	TA 7348434		
	 20,00 x 57,00		82,51	TA 6358269	TA 7348445		
	 >>						

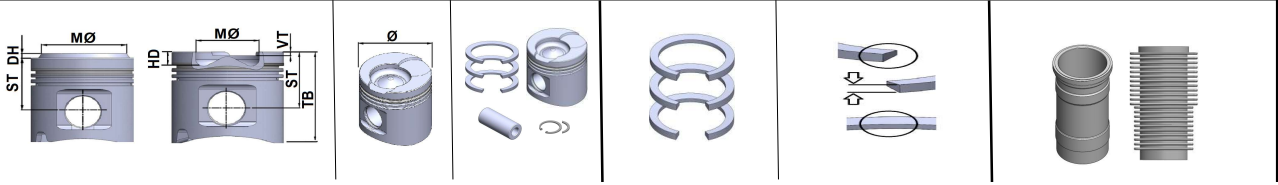




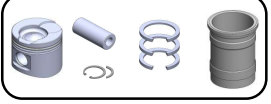





FORD		Ø 82,5					
DIESEL ENGINE	 RC,SP	Cyl. 4	82,50	TA 6347600	TA 7347605	S01 2.00 CR	
		ST 45,70	83,00	TA 6347611	TA 7347616	S21 2.00 P	
RTA - RTB - RTC		TB 73,70	83,50	TA 6347622	TA 7347620	S36 3.00 CR	
RTD - RTE - RTF		HD -1,60					
RTG - RTH - RTJ							
RTK							
1753 CC 4 CYL.							
	 26,00 x 59,00						
	 >>						

FORD		Ø 82,5					
DIESEL ENGINE	 RC,SP	Cyl. 4	82,50	TA 6347703	TA 7347701	S15 2.00 CR	
		ST 45,65	83,00	TA 6347714	TA 7347712	S21 2.00 P	
RFA - RFB - RFD		TB 75,80	83,50	TA 6347725	TA 7347723	S36 3.00 CR	
RFK - RFL - RFM		HD -1,50					
RFN - RFS - RFU							
RVA							
1753 CC 4 CYL.							
	 26,00 x 69,00						
	 >>						


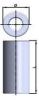
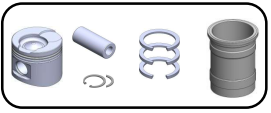







FORD		Ø 82,5							
DIESEL ENGINE		Cyl. 4	82,50	TA 6312822	TA 7432506	S02 2,50 CR	TA 4411916		
		ST 45,65	83,00	TA 6312833	TA 7432517	S26 2,00 P	SZ		
KKDA EURO 4	RC,OCP	TB 71,15				S35 3,00 CR	G 85,50		
		HD -12,47					F 87,00		
1753 CC 4 CYL.		MØ 45,29					Y 5,00		
		28,00 x 66,00					TB 146,00		
				>>					

FORD		Ø 82,5							
DIESEL ENGINE		Cyl. 4	82,50	TA 6312818	TA 7432520	S02 1,75 CR	TA 4411916		
		ST 45,65	83,00	TA 6312829	TA 7432531	S26 2,00 P	SZ		
BHPA - FFBA HCPA - HCPB HCBA - KHBA P7PA - P7PB P9PA - P9PB P9PC - P9PD QYBA - QYWA RWPA - RWPC RWPD - RWPE RWPB - R2PA R3PA	RC,OCP	TB 71,15				S35 2,00 CR	G 85,50		
		HD -12,47					F 87,00		
1753 CC 4 CYL.		MØ 45,29					Y 5,00		
		28,00 x 66,00					TB 146,00		
				>>					


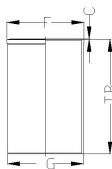





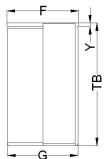


FORD		Ø 85					
DIESEL ENGINE AZBA - AZBC AZWC - G6DA G6DB - G6DC G6DE - G6DF G6DG KLBA EURO 4 LPBA QXBA - QXBB EURO 4 TYBA - UFBA UKDA 1997 CC 4 CYL.	 RC,OCP  28 x 70	Cyl. 4 ST 46,70 TB 80,705 HD -15,40 VT -0,52 -0,52 MØ 44,80	85,00 85,40 85,60	TA 6427820 TA 6427826 TA 6427831	TA 7382701 TA 7382723 TA 7382712	S16 3,50 CR S06 2,00 S35 3,00 CR	
		 >>					

FORD		Ø 86					
GASOLINE ENGINE XU10J4 1998 CC 4 CYL.	  23,00 x 53,00	Cyl. 4 ST 39,10 TB 64,10 HD -2,74 VT -3,04	86,00	TA 6353900	TA 7353905	S02 1,50 CR S26 1,75 S31 3,00 CR	
		 >>					

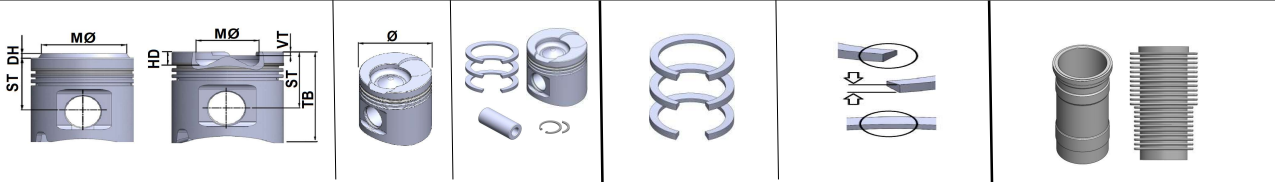




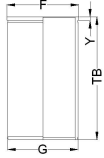







FORD		Ø 86							
DIESEL ENGINE		Cyl. 4	86,00	TA 6312864	TA 7432006	S02 2,00 CR,P	TA 4418764		
		ST 47,70	86,40	TA 6312875	TA 7432017	S26 2,00 P	G 89		
F3FA - FMBA		TB 74,00	86,50	TA 6312869	TA 7432026	S35 2,00 CR	F 90,5		
HJBA - HJBB		HD -15,20	86,60	TA 6312886	TA 7432028		Y 5		
HJBC - N7BA		MØ 43,30					TB 167		
1998 CC 4 CYL.	RC								
		30,00							
		x							
		67,00							
									

FORD		Ø 86							
DIESEL ENGINE		Cyl.	86,00	TA 6501040	TA 7432006	S02 2,00 CR,P	TA 4418768		
		ST 48,42	86,40	TA 6501051	TA 7432017	S26 2,00 P	G 89,00		
CYRA - CYRB		TB 74,80	86,50	TA 6501073	TA 7432039	S35 2,00 CR	F 90,50		
CYRC - SRFA		HD 15,80	86,60	TA 6501062	TA 7432028		C 5,00		
SRFB - SRFC		MØ 46,90					TB 165,00		
SRFD - SRFE									
UHFA - UHFB	RC, OCP								
UHFC									
2198 CC - 4 CYL.		30,00							
		x							
		66,85							
									


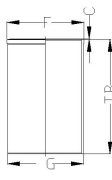
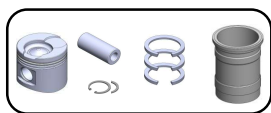
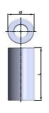


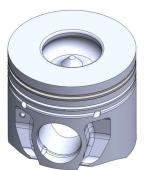
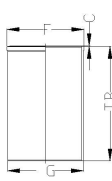

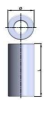


FORD		Ø 86							
DIESEL ENGINE CVF5 - CVRA CVRB - CVRC CYFA - GBVAJPF GBVAJQJ GBVAJQW 2198 CC - 4CYL.	 RC, OCP  30,00 x 66,85	Cyl. ST 48,42 TB 74,80 HD 16,17 MØ 49,00	86,00 86,40 86,60	TA 6501057 TA 6501068 TA 6501079	TA 7432006 TA 7432017 TA 7432028	S02 2,00 CR,P S26 2,00 P S35 2,00 CR	TA 4418768 G 89,00 F 90,50 C 5,00 TB 165,00		
		 >>							


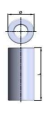
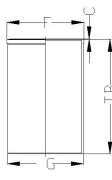
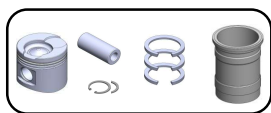
FORD		Ø 86							
DIESEL ENGINE CD 132 DURATORQ TDCI 2200 CC 4 CYL.	 RC,OCP  30 x 66,70	Cyl. 4 ST 43,43 TB 69,82 HD -15,85 MØ 46,90	86,00 86,40 86,60	TA 6427876 TA 6427887 TA 6427898	TA 7432008 TA 7432019 TA 7432030	S02 2,00 CR S21 2,00 P S35 2,00 P	TA 4418726 G 89,00 F 90,5 Y 5 TB 156,00		
		 >>							


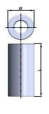



FORD		Ø 86							
DIESEL ENGINE PGFA - PGFB QVFA - QWFA CYFA EURO 4 2198 CC 4 CYL.	 RC, OCP	Cyl. 4 ST 43,42 TB 69,82 HD -15,80 MØ 46,90	86,00 86,40 86,60	TA 6427872 TA 6427883 TA 6427894	TA 7432008 TA 7432019 TA 7432030	S02 2,00 CR S21 2,00 P S35 2,00 P	TA 4418726 G 89,00 F 90,5 Y 5 TB 156,00		
		 30 x 66,70	>>						


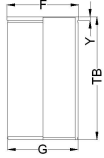


FORD		Ø 86							
DIESEL ENGINE ABFA D5BA D6BA 1998 CC 4 CYL.	 RC	Cyl. 4 ST 47,58 TB 74,00 HD -16,50 MØ 40,20	86,00 86,40 86,50 86,60	TA 6312860 TA 6312871 TA 6312865 TA 6312882	TA 7432006 TA 7432017 TA 7432039 TA 7432028	S02 2,00 CR,P S26 2,00 P S35 2,00 CR	TA 4418764 G 89 F 90,5 Y 5 TB 167		
		 30,00 x 67,00	>>						


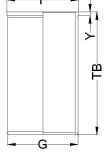




FORD		Ø 86							
DIESEL ENGINE P8FA P8FB EURO 4 2198 CC 4 CYL.	 RC  30,00 x 66,85	Cyl. 4 ST 43,42 TB 69,82 HD -15,85 MØ 46,90	86,00 86,40 86,60	TA 6501061 TA 6501072 TA 6501083	TA 7432008 TA 7432019 TA 7432030	S02 2,00 CR S21 2,00 P S35 2,00 P	TA 4418726 SZ G 89,00 F 90,5 Y 5 TB 156,00		
		 >>							

FORD		Ø 87,5							
GASOLINE ENGINE MGDA DURATECH 20 TURBO 1957 CC 4 CYL.	 EP  21,00 x 53,00	Cyl. 4 ST 28,55 TB 57,40 HD +6,85/-2,35 VT -2,50 -1,20 MØ 81,00	87,50 87,75 88,00	TA 6312834 TA 6312845 TA 6312856	TA 7432564 TA 7432575 TA 7432586	S01 1,20 NT,ST S26 1,20 P S38 2,00 NT,ST			
		 >>							


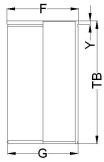




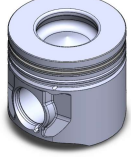
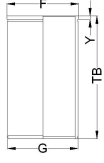


FORD		Ø 89,9							
DIESEL ENGINE	 RC,OCP	Cyl. 4	89,90	TA 6368728	TA 7432512	S01 2,00 CR	TA 4418772		
		ST 53,50	90,15	TA 6368739	TA 7432545	S26 2,00 P	SZ		
H9FA EURO 4		TB 80,50	90,40	TA 6368750	TA 7432523	S35 2,00 ST,NT	G 92,50		
H9FB EURO 4		HD -16,30					F 95,50		
JXFA EURO 4		MØ 49,00					Y 3,00		
JXFC							TB 165,00		
2402 CC 4 CYL.							TA 4418776		
							G 93,00		
							F 95,50		
							Y 3,30		
							TB 165,00		
	 32 x 71,10								
	 >>								

FORD		Ø 89,9							
DIESEL ENGINE	 RC	Cyl. 4	89,90	TA 6368712	TA 7432512	S01 2,00 CR	TA 4418772		
		ST 53,50	90,15	TA 6368723	TA 7432545	S26 2,00 P	SZ		
PHFA		TB 80,50	90,40	TA 6368734	TA 7432523	S35 2,00 ST,NT	G 92,50		
PHFC		HD -16,30					F 95,50		
EURO 4		MØ 49,00					Y 3,00		
2402 CC 4 CYL.							TB 165,00		
							TA 4418776		
							G 93,00		
							F 95,50		
							Y 3,30		
							TB 165,00		
	 32,00 x 66,00								
	 >>								

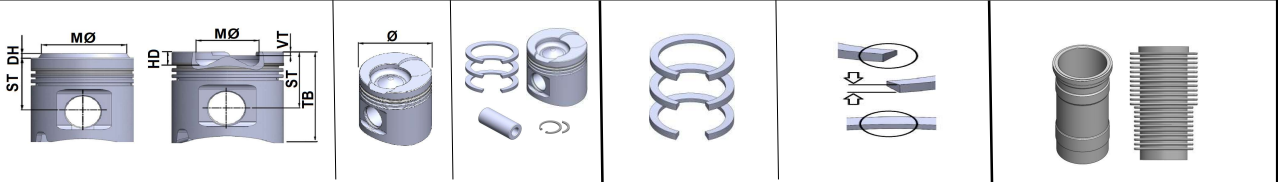




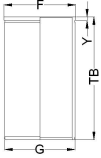





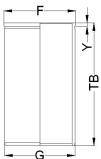

FORD		Ø 89,9									
DIESEL ENGINE		Cyl. 4	89,90	TA 6368732	TA 7432512	S01 2,00	CR,P	TA 4418772			
		ST 53,50	90,15	TA 6368743	TA 7432545	S26 2,00	P	SZ		G 92,50	
H9FA		TB 80,50	90,40	TA 6368754	TA 7432523	S35 2,00	ST,NT	G 95,50	F 95,50		
EURO 4		HD -15,62						Y 3,00	Y 3,00		
2402 CC 4 CYL.		MØ 47,10						TB 165,00	TB 165,00		
	RC, OCP										
		32,00									
		x									
		71,00									
											

FORD		Ø 89,9									
DIESEL ENGINE		Cyl. 4	89,91	TA 6368720	TA 7432512	S01 2,00	CR,P	TA 4418772			
		ST 53,50	90,16	TA 6368731	TA 7432545	S26 2,00	P	SZ		G 92,50	
V184 TDCI		TB 80,50	90,41	TA 6368742	TA 7432523	S35 2,00	ST,NT	G 95,50	F 95,50		
2402 CC 4 CYL.		HD -15,62						Y 3,00	Y 3,00		
		VT -9,00						TB 165,00	TB 165,00		
	RC, OCP										
		32									
		x									
		71,10									
											

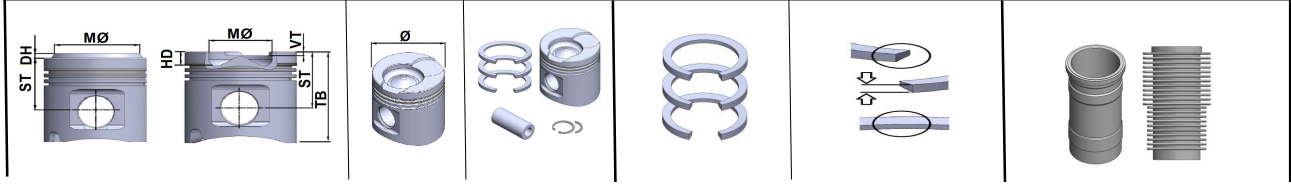



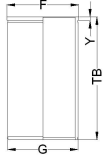







FORD		Ø 93,67							
DIESEL ENGINE 4EA 2496 CC 4 CYL.	 RC  29,00 x 79,00	Cyl. 4 ST 59,53 TB 94,00 HD -18,46 MØ 44,00	93,67 94,32 94,67	TA 6368703 TA 6368714 TA 6368725	TA 7368701 TA 7368712 TA 7368723	S16 2,50 CR S07 2,00 P S35 4,00 CR	TA 4411912 DF G 96,94 F 98 Y 5 TB 171,45		
		 >>							

FORD		Ø 93,67							
DIESEL ENGINE 4AB 2496 CC 4 CYL.	 RC  29,00 x 77,00	Cyl. 4 ST 59,50 TB 93,50 HD -16,94 VT -0,60 -0,95 MØ 46,50	93,67 94,32	TA 6273304 TA 6273315	TA 7273302 TA 7273313	S01 2,00 CR S07 2,00 P S35 4,00 CR	TA 4411912 DF G 96,94 F 98 Y 5 TB 171,45		
		 >>							











FORD		Ø 93,67							
DIESEL ENGINE	 RC	Cyl. 4	93,67	TA 6273308	TA 7368701	S16 2,50 CR,P	TA 4411924		DF G 97,40 F 98,5 Y 5,5 TB 174
		ST 59,52	94,32	TA 6273319	TA 7368712	S07 2,00 P			
4HB		TB 94,00	94,67	TA 6273330	TA 7368723	S35 4,00 CR,P			
4HC		HD -18,00							
4ED		VT -1,6							
2496 CC 4 CYL.		MØ 40,00							
	 29,00 x 77,00								
	 >>								

FORD		Ø 93,67							
DIESEL ENGINE	 RC	Cyl. 4	93,67	TA 6273316	TA 7368701	S16 2,50 CR	TA 4411928	G 96,94 TB 171,45	
		ST 59,485	94,32	TA 6273327	TA 7368712	S07 2,00 P			
4GB - 4GC		TB 94,00	94,67	TA 6273338	TA 7368723	S35 4,00 CR			
4GD - 4GE		HD -17,86							
4GF - 4HA		MØ 44,00							
4HD									
2496 CC 4 CYL.	 29 x 79,20								
	 >>								




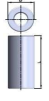





FORD		Ø 94							
DIESEL ENGINE XD3T 2498 CC 4 CYL.	 RC,OCP  32 x 78,8	Cyl. 4	94,00	TA 6361305	TA 7221200	S20 3,00 CR	TA 4414620		
		ST 53,87	94,40	TA 6361316	TA 7221222	S06 2,00	SF		
		TB 96,37	94,60	TA 6361320	TA 7221233	S35 4,00 CR	G 97,00		
		DH -2,27					F 99,50		
							Y 3,95		
							TB 165,80		
								 >>	

FORD		Ø 94							
DIESEL ENGINE YTR YTT 2304 CC 4 CYL.	 RC  30,00 x 78,80	Cyl. 4	94,00	TA 6224400	TA 7061106	S01 2,00 CR	TA 4411620		
		ST 57,42	94,40	TA 6224422	TA 7061121	S06 2,00 P	SF		
		TB 99,92	94,60	TA 6224433	TA 7061132	S35 4,00 CR	G 97,00		
		HD -2,00					F 99,50		
							Y 3,95		
							TB 170,50		
								 >>	


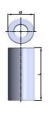
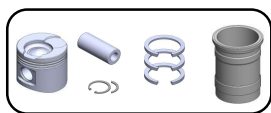



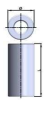



FORD		Ø 94							
DIESEL ENGINE STP STR XD3P 2497 CC 4 CYL.	  30 x 78,80	Cyl. 4 ST 53,92 TB 91,42 HD -1,80	94,00 94,40 94,60	TA 6251604 TA 6251615 TA 6251626	TA 7061106 TA 7061121 TA 7061132	S01 2,00 CR S21 2,00 P S35 4,00 CR	TA 4411620 SF G 97,00 F 99,50 Y 3,95 TB 165,80		
		 >>							

FORD		Ø 80							
GASOLINE ENGINE CVH -EFI LP2-LRA - LRB LR1 - LUA - LUJ 1597 CC 4 CYL.	SP  20,63 x 66,70	Cyl. CVH ST 36,60 TB 78,15 HD +11,55	80,00 80,50 81,00	TA 6312806 TA 6312810 TA 6312821	TA 7223005 TA 7223016 TA 7223031	S01 1,60 CR S26 2,00 P S35 4,00 CR			
		 >>							


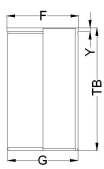
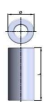
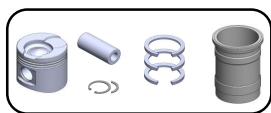





FORD		Ø 80,01					
DIESEL ENGINE LTA LTB LTC KENT 1608 CC 4 CYL.	 RC,SP  24,00 x 62,00	Cyl. 3/4 ST 46,70 TB 76,70 HD -3,25 MØ 25,50	80,01 80,51 81,01	TA 6243204 TA 6243215 TA 6243226	TA 7244506 TA 7244510 TA 7244532	S01 2,00 CR S06 2,00 S35 3,00 CR	
		 >>					

FORD		Ø 80,6					
GASOLINE ENGINE RDA - RDB RKA - RKB RKC - RQB RQC - ZETA 1796 CC 4 CYL.	 SP  20,63 x 63,45	Cyl. ST 33,20 TB 57,20	80,60 81,10 81,60	TA 6363103 TA 6363114 TA 6363125	TA 7363101 TA 7363112 TA 7363123	S01 1,50 CR S21 1,60 P S34 2,50 CR,P	
		 >>					








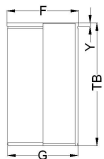



FORD		Ø 82,5							
DIESEL ENGINE FFDA EURO 2 F9DA F9DB 1753 CC 4 CYL.	 RC, OCP	Cyl. 4 ST 45,65 TB 71,15 HD -14,05 MØ 41,52	82,50 83,00 83,50	TA 6312826 TA 6312837 TA 6312848	TA 7432506 TA 7432517 TA 7432528	S02 2,50 CR S26 2,00 P S35 3,00 CR	TA 4411916 G 85,50 F 87,00 Y 5,00 TB 146,00		TA 4411920 G 86,00 F 87,00 Y 5,00 TB 146,00
		 28,00 x 66,00	 >>						


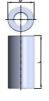
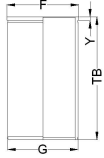

FORD		Ø 83,01							
GASOLINE ENGINE CGBA - CGBB CHBA - CHBB CSDA - CSDB QQDA - QQDB Q7DA 1798 CC 4 CYL.	 EP	Cyl. 4 ST 28,50 TB 51,00	83,01 83,51	TA 6312830 TA 6312841	TA 7432516 TA 7432527	S01 1,20 CR S21 1,20 S37 2,50 CR			
		 21,00 x 60,00	 >>						



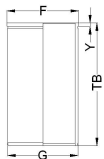



FORD		Ø 87,515							
GASOLINE ENGINE TNWA TNWB TPBA TPWA 1999 CC 4 CYL.	 EP  22,50 x 56,00	Cyl. 4 ST 32,80 TB 53,80 HD -2,19	87,515 87,765 88,015	TA 6312868 TA 6312879 TA 6312890	TA 7432568 TA 7432579 TA 7432590	S01 1,20 NT,ST S21 1,20 S38 2,00 NT,ST			
		 >>							

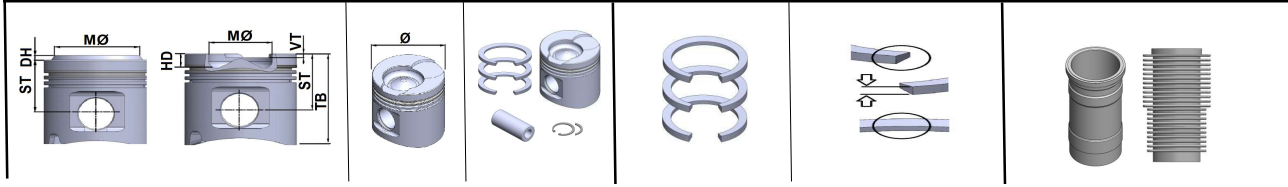
FORD		Ø 93,67							
DIESEL ENGINE 4BA - 4CA 4DA - 4FA YORK 4GA - 4GB 4GC 2496 CC 4 CYL.	 RC,SP  29,00 x 77,00	Cyl. 3/4 ST 59,50 TB 89,50 HD -18,00 VT -1,50 MØ 40,00	93,67 94,32 94,67	TA 6273312 TA 6273323 TA 6273334	TA 7368701 TA 7368712 TA 7368723	S16 2,50 CR,P S07 2,00 P S35 4,00 CR	TA 4411928 G 96,94 TB 171,45		
		 >>							






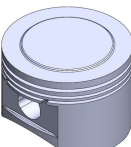


FOTON	Ø 93						
<p>DIESEL ENGINE</p> <p>4JB1 - T</p> <p>2771 CC 4 CYL.</p>	 <p>RC</p>  <p>34,00 x 78,00</p>	<p>Cyl. 4</p> <p>ST 52,00</p> <p>TB 92,00</p> <p>HD -19,30</p> <p>VT -0,50 -0,50</p> <p>MØ 47,80</p>	<p>93,00</p>	<p>TA 6374804</p>	<p>TA 7374802</p>	<p>S01 2.00 CR</p> <p>S26 2.00 CR,P</p> <p>S35 4.00 CR</p>	<p>TA 4422515</p> <p>DF Cr</p> <p>G 95,00</p> <p>F 101,00</p> <p>Y 0,90</p> <p>TB 181,00</p> 
 <p style="text-align: center;">>></p>							

GAC GONOW	Ø 93						
<p>DIESEL ENGINE</p> <p>4JB1 - T</p> <p>2771 CC 4 CYL.</p>	 <p>RC</p>  <p>34,00 x 78,00</p>	<p>Cyl. 4</p> <p>ST 52,00</p> <p>TB 92,00</p> <p>HD -19,30</p> <p>VT -0,50 -0,50</p> <p>MØ 47,80</p>	<p>93,00</p> <p>93,50</p>	<p>TA 6782511</p> <p>TA 6782522</p>	<p>TA 7293705</p> <p>TA 7293716</p>	<p>S01 2.50 CR,P</p> <p>S02 2.00 CR</p> <p>S35 4.00 CR</p>	<p>TA 4422515</p> <p>DF Cr</p> <p>G 95,00</p> <p>F 101,00</p> <p>Y 0,90</p> <p>TB 181,00</p> 
 <p style="text-align: center;">>></p>							

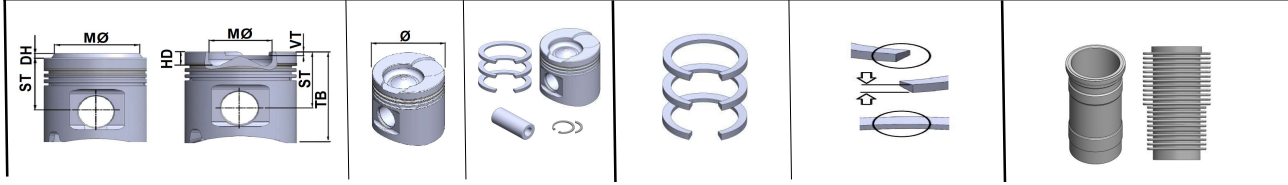










GM HOLDEN		Ø 77,6					
GASOLINE ENGINE X 14 XE 1389 CC 4 CYL.		Cyl. 4 ST 32,050 TB 53,50 HD +1,00	77,60 78,10	TA 6372203	TA 7350206 TA 7350210	S00 1,50 CR,P S06 1,50 P S31 3,00 CR,P	
		ST : 53,20 TB : 31,75	78,10	TA 6372214			
	 18,00 x 55,00						
	 >>						

GM HOLDEN		Ø 77,6					
GASOLINE ENGINE Z 14 XE 1389 CC 4 CYL.		Cyl. 4 ST 31,30 TB 55,75 HD +2,45	77,60 77,85 78,10	TA 6350209 TA 6350220 TA 6350231	TA 7350214 TA 7350225 TA 7350236	S01 1,20 CR S06 1,50 P S31 2,00 CR	
		ST : 53,20 TB : 31,75	78,10				
	 18,00 x 55,00						
	 >>						

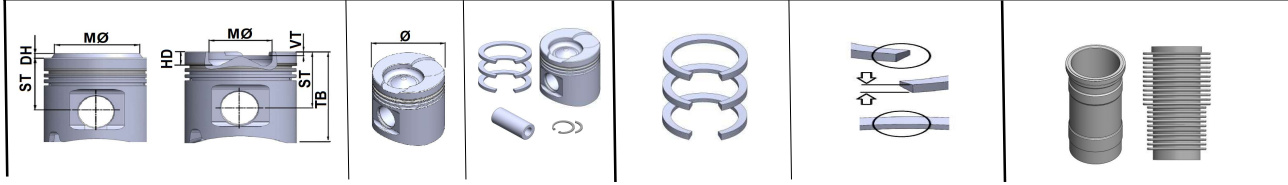



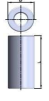






GM HOLDEN		Ø 77,6					
GASOLINE ENGINE C 14 NZ 1389 CC 4 CYL.		Cyl. 4 ST 32,05 TB 52,50 HD -3,40 MØ 63,00	77,60 78,10 78,60	TA 6350201 TA 6350212 TA 6350223	TA 7350206 TA 7350210 TA 7350221	S01 1,50 CR S06 1,50 P S31 3,00 CR,P	
		 18,00 x 55,00					
		 >>					

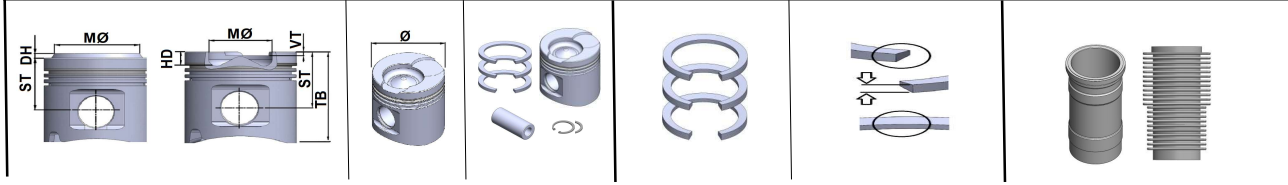
GM HOLDEN		Ø 77,6					
GASOLINE ENGINE C 14 SE 1389 CC 4 CYL.		Cyl. 4 ST 32,05 TB 52,50 HD -2,60	77,60 78,10	TA 6317400 TA 6317411	TA 7350206 TA 7350210	S01 1,50 CR S06 1,50 P S31 3,00 CR,P	
		 18,00 x 55,00					
		 >>					


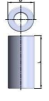








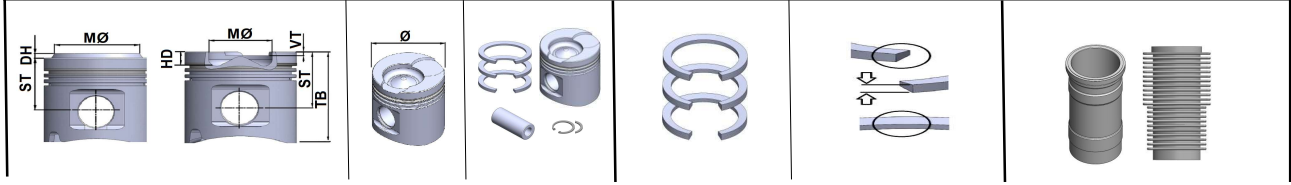
GM HOLDEN		Ø 79					
GASOLINE ENGINE A 16 LET EURO 5 1598 CC 4 CYL.	 EP  19,00 x 53,00	Cyl. 4 ST 27,50 TB 45,10 DH +0,60 MØ 67,50	79,00 79,50 80,00	TA 6371831 TA 6371842 TA 6371853	TA 7344756 TA 7344767 TA 7344778	S01 1,20 NIT S26 1,20 P S38 2,00 NIT	
		 >>					



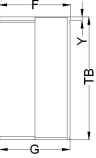

GM HOLDEN		Ø 79					
GASOLINE ENGINE X 16 XE X 16 XEL 1598 CC 4 CYL.	  18,00 x 55,00	Cyl. 4 ST 28,00 TB 48,00 HD -0,80 VT -2,07 -2,27 MØ 60,00	79,00 79,50 80,00	TA 6371805 TA 6371816 TA 6371820	TA 7344702 TA 7344713 TA 7344724	S01 1,20 CR S26 1,50 P S31 3,00 CR,P	
		 >>					



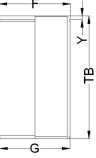



GM HOLDEN		Ø 79					
GASOLINE ENGINE Z 16 SE Z 16 XE 1598 CC 4 CYL.	  18 x 55	Cyl. 4 ST 27,20 TB 50,20	79,00 79,25 79,50	TA 6722626 TA 6722637 TA 6722648	TA 7436010 TA 7436021 TA 7436032	S01 1,20 CR S26 1,50 P S31 2,50 CR	
		 >>					

GM HOLDEN		Ø 86					
GASOLINE ENGINE C 20 NE 1998 CC 4 CYL.	 SP  21,00 x 61,5	Cyl. 4 ST 30,40 TB 55,40 HD -5 MØ 57,02	86,00 86,50 87,00	TA 6352802 TA 6352813 TA 6352824	TA 7349101 TA 7349112 TA 7349123	S01 1,50 CR S06 1,50 P S31 3,00 CR,P	
		 >>					

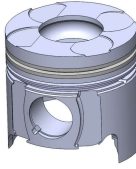







GM HOLDEN	Ø	93					
DIESEL ENGINE 4JB1 - T 2771 CC 4 CYL.	 RC  34,00 x 78,00	Cyl. 4 ST 52,00 TB 92,00 HD -19,30 VT -0,50 -0,50 MØ 47,80	93,00	TA 6374804	TA 7374802	S01 2.00 CR S26 2.00 CR,P S35 4.00 CR	TA 4422515 DF Cr G 95,00 F 101,00 Y 0,90 TB 181,00 
		 >>					

GREAT WALL	Ø	93					
DIESEL ENGINE 4JB1 - T 2771 CC 4 CYL.	 RC  34,00 x 78,00	Cyl. 4 ST 52,00 TB 92,00 HD -19,30 VT -0,50 -0,50 MØ 47,80	93,00	TA 6374804	TA 7374802	S01 2.00 CR S26 2.00 CR,P S35 4.00 CR	TA 4422515 DF Cr G 95,00 F 101,00 Y 0,90 TB 181,00 
		 >>					

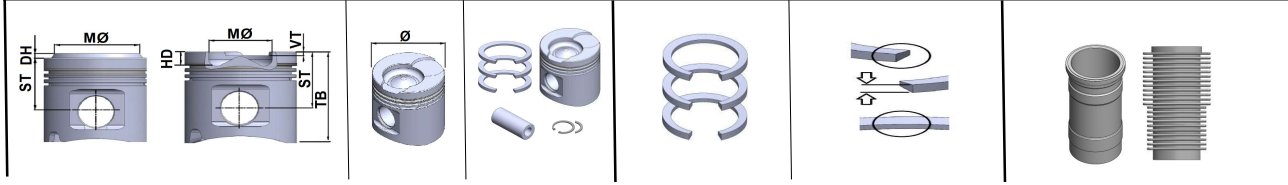



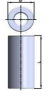






HONDA	Ø 79						
<p>DIESEL ENGINE</p> <p>4EE-2</p> <p>1686 CC 4 CYL.</p>	 <p>RC</p>  <p>27 x 64</p>	<p>Cyl. 4</p> <p>ST 39,75</p> <p>TB 74,05</p> <p>HD -14,00</p> <p>VT -1,10</p> <p>MØ 38,80</p>	<p>79,00</p> <p>79,50</p> <p>80,00</p>	<p>TA 6391405</p> <p>TA 6391416</p> <p>TA 6391427</p>	<p>TA 7391403</p> <p>TA 7391414</p> <p>TA 7391425</p>	<p>S01 2,00</p> <p>S06 1,50</p> <p>S35 3,00</p>	
 <p style="text-align: center;">>></p>							

HYUNDAI	Ø 75,5						
<p>GASOLINE ENGINE</p> <p>G4EH / VF2</p> <p>G4EK / VA2</p> <p>G4EK / VF2</p> <p>G4EK / JF3</p> <p>G4EK / JW2</p> <p>1495 CC 4 CYL.</p>	  <p>18,00 x 47,50</p>	<p>Cyl. 4</p> <p>ST 31,30</p> <p>TB 54,40</p> <p>HD -0,70</p> <p>VT -2,20</p>	<p>75,50</p> <p>76,00</p>	<p>TA 6930010</p> <p>TA 6930021</p>	<p>TA 7501066</p> <p>TA 7501077</p>	<p>S02 1,50 CR,S</p> <p>S06 1,50 CR</p> <p>S37 3,00 CR</p>	
 <p style="text-align: center;">>></p>							


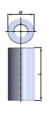
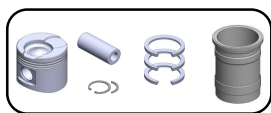



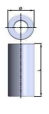



HYUNDAI		Ø 76,51					
GASOLINE ENGINE		Cyl. 6	76,51	TA 6331220	TA 7331268	S01 1,20 CR	
		ST 29,30	76,76	TA 6331231	TA 7331279	S06 1,20 P	
G6BA - G		TB 49,30	77,01	TA 6331242	TA 7331290	S37 2,00 CRP	
		HD -6,00					
		VT -2,80 -2,80					
		DH +4,50					
2656 CC 6 CYL.							
							

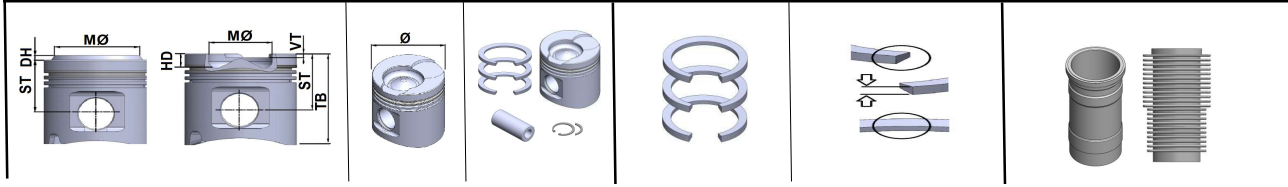
HYUNDAI		Ø 83					
DIESEL ENGINE		Cyl. 4	83,00	TA 6930018	TA 7501084	S13 2,00 NIT,S	
		ST 46,30	83,50	TA 6930029	TA 7501095	S08 2,00 CR,P	
D3EA		TB 72,30				S35 3,00 CR	
1493 CC 3 CYL.		HD -13,90					
D4EA		MØ 46,95					
1991 CC 4 CYL.							
		RC,BB					
							


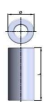
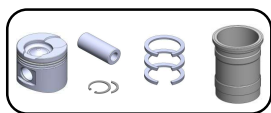




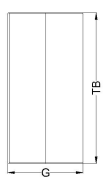

HYUNDAI		Ø	83				
DIESEL ENGINE		Cyl. 4	83,00	TA 6930008	TA 7501084	S13 2,00 NIT,S	
		ST 46,30	83,50	TA 6930019	TA 7501095	S08 2,00 CR,P	
D4EA / JM		TB 72,30				S35 3,00 CR	
D4EA/HD51		HD -16,80					
D4EA/EU4		VT -5,8					
EURO 4		MØ 42,80					
1991 CC 4 CYL.	RC,BB,OCP						
		28,00					
		x					
		65,50					
		>>					

HYUNDAI		Ø	83				
DIESEL ENGINE		Cyl. 4	83,00	TA 6930004	TA 7501084	S13 2,00 NIT,S	
		ST 46,30	83,50	TA 6930015	TA 7501095	S08 2,00 CR,P	
D4EA / JM		TB 72,30				S35 3,00 CR	
D4EAV		HD -13,80					
EURO 3		VT -3,8					
1991 CC 4 CYL.	RC,BB,OCP	MØ 48,50					
		28,00					
		x					
		65,50					
		>>					





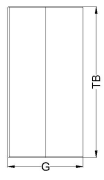





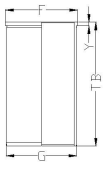

HYUNDAI	Ø 91						
<p>DESEL ENGINE</p> <p>DC4B</p> <p>EURO 4</p> <p>2497 CC 4 CYL.</p>	 <p>RC,OCP</p>  <p>33,00 x 75</p>	<p>Cyl. 4</p> <p>ST 54,25</p> <p>TB 83,75</p> <p>HD -15,00</p> <p>VT -0,30</p> <p>MØ 52,00</p>	<p>91,00</p> <p>91,50</p>	<p>TA 6930012</p> <p>TA 6930023</p>	<p>TA 7501088</p> <p>TA 7501099</p>	<p>S13 2,50 NIT</p> <p>S08 2,00 CR</p> <p>S35 3,00 NIT</p>	
 <p>>></p>							

HYUNDAI	Ø 91,1						
<p>DIESEL ENGINE</p> <p>4D56TI</p> <p>2469 CC 4 CYL.</p>	 <p>RC,OCP,SP</p> <p>CYL. 2-4</p>  <p>29,00 x 75,00</p>	<p>Cyl. 4</p> <p>ST 48,70</p> <p>TB 88,70</p> <p>HD -1,60</p>	<p>91,10</p> <p>91,60</p> <p>92,10</p>	<p>TA 6379903</p> <p>TA 6379914</p> <p>TA 6379925</p>	<p>TA 7360404</p> <p>TA 7360415</p> <p>TA 7360426</p>	<p>S13 2,50 CR</p> <p>S13 2,00 CR</p> <p>S35 4,00 CR</p>	<p>TA 4422316</p> <p>SZ</p> <p>G 94,18</p> <p>TB 165,00</p> 
 <p>>></p>							

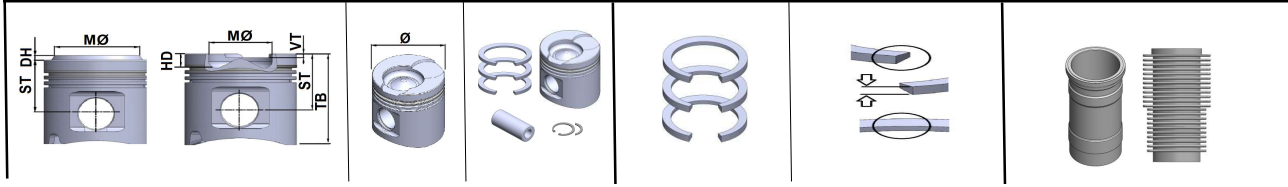




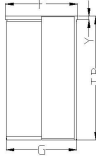





HYUNDAI	Ø 91,1						
<p>DIESEL ENGINE</p> <p>4D56TI</p> <p>2469 CC 4 CYL.</p>	 <p>RC,OCP,SP</p> <p>CYL. 1-3</p>  <p>29 x 75</p>	<p>Cyl. 4</p> <p>ST 48,70</p> <p>TB 88,70</p> <p>HD -1,60</p>	<p>91,10</p> <p>91,60</p> <p>92,10</p>	<p>TA 6380205</p> <p>TA 6380216</p> <p>TA 6380220</p>	<p>TA 7360404</p> <p>TA 7360415</p> <p>TA 7360426</p>	<p>S13 2,50 CR</p> <p>S13 2,00 CR</p> <p>S35 4,00 CR</p>	<p>TA 4422316</p> <p>G 94,18</p> <p>TB 165</p> 
 <p style="text-align: center;">>></p>							

HYUNDAI	Ø 91,1						
<p>DIESEL ENGINE</p> <p>D4BA</p> <p>H100</p> <p>2497 CC 4 CYL.</p>	 <p>SP</p>  <p>33,00 x 75,00</p>	<p>Cyl. 4</p> <p>ST 48,70</p> <p>TB 88,70</p> <p>HD -3,20</p> <p>VT -1,90 -2,50</p>	<p>91,10</p> <p>91,60</p>	<p>TA 6930068</p> <p>TA 6930079</p>	<p>TA 7501102</p> <p>TA 7501113</p>	<p>S01 2,00 NIT,S</p> <p>S06 2,00 CR</p> <p>S35 3,00 NIT,S</p>	<p>TA 4705100</p> <p>SZ</p> <p>G 94,13</p> <p>F 96,00</p> <p>Y 5,00</p> <p>TB 164,75</p> <p>TA 4705108</p> <p>G 94,63</p> <p>F 96,50</p> <p>Y 5,00</p> <p>TB 164,75</p> 
 <p style="text-align: center;">>></p>							

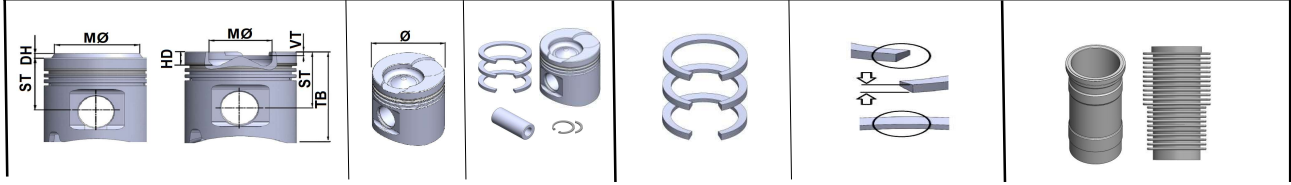


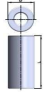





HYUNDAI	Ø 91,1						
<p>DIESEL ENGINE</p> <p>D4BB</p> <p>2477 CC 4 CYL.</p>	 <p>RC</p>  <p>29,00 x 75,00</p>	<p>Cyl. 4</p> <p>ST 46,25</p> <p>TB 76,15</p> <p>HD -2,0</p> <p>VT -2,30</p>	<p>91,10</p> <p>91,60</p>	<p>TA 6930034</p> <p>TA 6930045</p>	<p>TA 7501102</p> <p>TA 7501113</p>	<p>S01 2,00 NIT,S</p> <p>S06 2,00 CR</p> <p>S35 3,00 NIT,S</p>	<p>TA 4705100</p> <p>SZ</p> <p>G 94,13</p> <p>F 96,00</p> <p>Y 5,00</p> <p>TB 164,75</p>  <p>TA 4705108</p> <p>G 94,63</p> <p>F 96,50</p> <p>Y 5,00</p> <p>TB 164,75</p>
							

ISUZU	Ø 76						
<p>DIESEL ENGINE</p> <p>4EC1</p> <p>1488 CC 4 CYL.</p>	<p>RC</p>  <p>22,00 x 60,00</p>	<p>Cyl. 4</p> <p>ST 41,70</p> <p>TB 71,70</p> <p>HD -0,5</p> <p>VT -1,6</p>	<p>76,00</p> <p>76,500</p> <p>77,00</p>	<p>TA 6343805</p> <p>TA 6343816</p> <p>TA 6343820</p>	<p>TA 7343803</p> <p>TA 7343814</p> <p>TA 7343825</p>	<p>S01 2,00 CR</p> <p>S06 1,50 P</p> <p>S35 3,00 CR</p>	
							



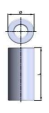
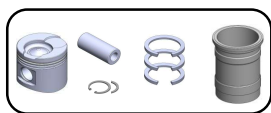


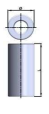

ISUZU	Ø	76				
DIESEL ENGINE 4EC1T 1488 CC 4 CYL.	RC	Cyl. 4	76,00	TA 6343901	TA 7343803	S01 2,00 CR
		ST 41,70	76,500	TA 6343912	TA 7343814	S06 1,50 P
		TB 71,70	77,00	TA 6343923	TA 7343825	S35 3,00 CR
		HD -0,5				
		VT -1,6				
		25,00 x 60,00				
						
		 >>				

ISUZU	Ø	79				
DIESEL ENGINE 4EE1 1686 CC 4 CYL.	RC	Cyl. 4	79,00	TA 6378002	TA 7357206	S01 2,00 CR
		ST 39,70	79,500	TA 6378013	TA 7357210	S06 1,50 P
		TB 69,70	80,00	TA 6357221	TA 7357221	S35 3,00 CR
		HD -0,4				
		VT -1,4				
		25,00 x 60,00				
						
		 >>				


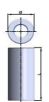

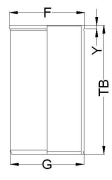
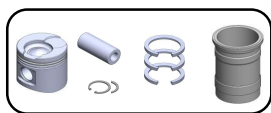





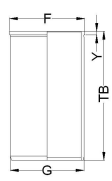
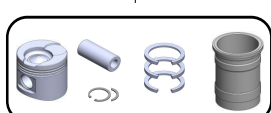


ISUZU	Ø	79				
DIESEL ENGINE TC4EE1 1686 CC 4 CYL.	RC	Cyl. 4	79,00	TA 6357201	TA 7357206	S01 2,00 CR
		ST 39,70	79,500	TA 6357212	TA 7357210	S06 1,50 P
		TB 69,70	80,00	TA 6357223	TA 7357221	S35 3,00 CR
		HD -0,4				
		VT -1,4				
		27,00 x 64,00				
						
		 >>				

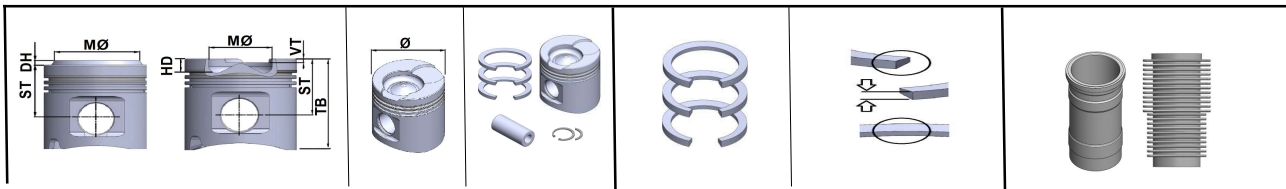
ISUZU	Ø	86				
GASOLINE ENGINE C 20 NE 1998 CC 4 CYL.	SP	Cyl. 4	86,00	TA 6352802	TA 7349101	S01 1,50 CR
		ST 30,40	86,50	TA 6352813	TA 7349112	S06 1,50 P
		TB 55,40	87,00	TA 6352824	TA 7349123	S31 3,00 CR,P
		HD -5				
		MØ 57,02				
		ST : 55,10	86,50			
		TB : 30,10				
		ST : 55,10	87,00			
		TB : 30,10				
		21,00 x 61,5				
						
		 >>				


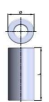
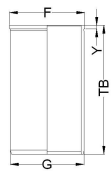
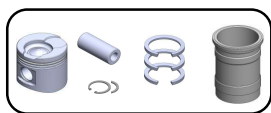



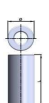
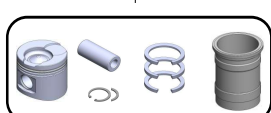
IVECO	Ø	88					
DIESEL ENGINE : F1AE 0481H F1AE 0481R F1AE 0481U F1AE 0481V F1AE 0481FA F1AE 0481GA F1AE 0481M Euro 4 2287 CC 4 CYL.	 RC,OCP  31,00 x  67,00	Cyl. 4 ST 57,00 TB 84,00 HD -13,75 MØ 50,10	88,00 88,40 88,60	TA 6351834 TA 6351845 TA 6351856	TA 7428360 TA 7428371 TA 7428382	S16 2,50 CRP S06 2,00 P S35 2,50 CRP	TA 4411045 SF G 91,00 F 95,00 Y 4.00 TB 160,00 
							 >> IESEL

IVECO	Ø	88					
DIESEL ENGINE : F1AE 3481 B F1AE 3481 C F1AFL 411A F1AFL 411B F1AFL 411C EURO 5 2287 CC 4 CYL.	 RC,OCP,YP,T  31,00 x  67,00	Cyl. 4 ST 57,00 TB 84,00 HD -14,30 MØ 49,00	88,00 88,40 88,60	TA 6351842 TA 6351853 TA 6351864	TA 7428361 TA 7428372 TA 7428383	S16 2,50 CR S S06 2,00 P S35 2,50 CR S	TA 4411045 SF G 91,00 F 95,00 Y 4.00 TB 160,00 
							 >> IESEL




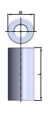
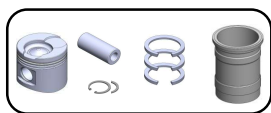



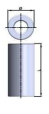

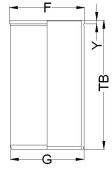
IVECO	Ø	88					
DIESEL ENGINE F1AE 0481A F1AE 0481B EURO 3 2287 CC 4 CYL.	 RC,OCP  31,00 x 67,00	Cyl. 4 ST 57,00 TB 84,00 HD -18,10 MØ 38,00	88,00 88,40 88,60	TA 6351830 TA 6351841 TA 6351852	TA 7428360 TA 7428371 TA 7428382	S16 2,50 CR S06 2,00 CR S35 2,50 CR	TA 4411045 SF G 91,00 F 95,00 Y 4,00 TB 160,00 
		 >>					

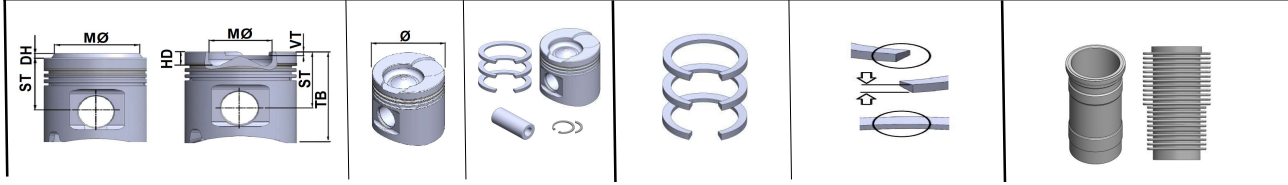
IVECO	Ø	93					
DIESEL ENGINE 8140.21.200 2445 CC 4 CYL.	 RC,SP  32,00 x 78,00	Cyl. 4 ST 59,65 TB 97,65 HD -14,80 MØ 52,00	93,00 93,40 93,60	TA 6354504 TA 6354515 TA 6354526	TA 7354406 TA 7354410 TA 7354421	S16 3,00 CR,P S10 2,00 P S35 3,00 CR,P	
		 >>					








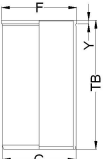



IVECO	Ø 93					
DIESEL ENGINE 8140.27.200 8140.27.2101 2499 CC 4 CYL.	 RC, BB  32,00 x 78,00	Cyl. 4 ST 58,75 TB 96,75 HD -17,90 MØ 38,00	93,00 93,40 93,60	TA 6354600 TA 6354611 TA 6354622	TA 7354406 TA 7354410 TA 7354421	S16 3,00 CR,P S10 2,00 P S35 3,00 CR,P
		 >>				



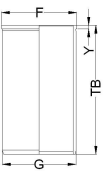

IVECO	Ø 94,4					
DIESEL ENGINE 8140.63.2200 2798 CC 4 CYL.	 RC, SP, EP  32,00 x 68,00	Cyl. 4 ST 55,00 TB 90,00 HD -2,80	94,40 95,00	TA 6376722 TA 6376733	TA 7432062 TA 7432073	S16 3,00 CR S10 2,00 P S35 2,50 CR
		 >>	TA 4411053 SZ G 96,00 F 98,90 Y 5,00 TB 167,30			



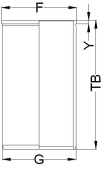



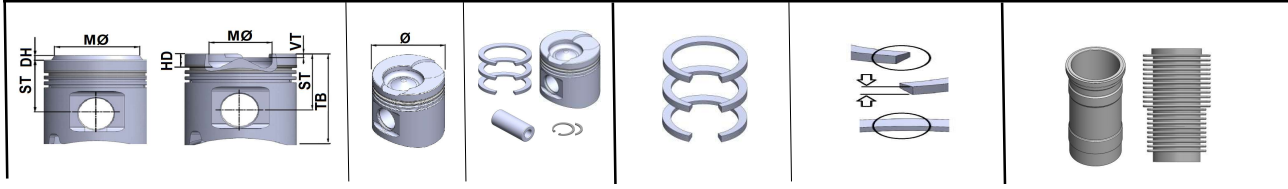
IVECO	Ø 94,4						
DIESEL ENGINE 8140.07.2585 8140.07.2700 8140.07.2712 8140.07.3700 2499 CC 4 CYL.	 RC  32,00 x 75,00	Cyl. 4 ST 58,75 TB 96,75 HD -16,90 MØ 40,00	94,40 94,80 95,00	TA 6354401 TA 6354412 TA 6354423	TA 7354406 TA 7354410 TA 7354421	S16 3,00 CR S10 2,00 P S35 3,00 CR	
			94,40				
 >>							





IVECO	Ø 94,4							
DIESEL ENGINE 8140.23.3700 8140.23.3900 8140.43.3700 8140.43.3728 2798 CC 4 CYL.	 RC,OCP  32,00 x 78,00	Cyl. 4 ST 58,75 TB 96,75 HD -19,45 MØ 39,30	94,40 95,00	TA 6376705 TA 6376716	TA 7376703 TA 7376714	S16 3,00 CR,P S06 2,00 P S35 3,00 CR,P	TA 4467328 SZ G 97,50 F 100,90 Y 5,00 TB 167,00 TA 4467332 G 97,58 F 100,90 Y 5,00 TB 167,00	
 >>								







IVECO		Ø 94,4							
DIESEL ENGINE 8140.43 N 8140.43 S EURO 3 125 TCA 2798 CC 4 CYL.	 RC,OCP  32,00 x 72,00	Cyl. 4 ST 58,75 TB 87,60 HD -21,00 MØ 39,30	94,40 94,80 95,00	TA 6393601 TA 6393612 TA 6393623	TA 7393503 TA 7393514 TA 7393525	S16 2,50 CR S06 2,00 P S35 2,50 CR	TA 4467328 SZ G 97,50 F 100,90 Y 5,00 TB 167,00		
			94,40						
 >>									




IVECO		Ø 95,8							
DIESEL ENGINE : F1CE 0481A EURO 3 F1CE 0481B EURO 3 F1CE 0481D EURO 4 F1CE 0481FA EURO 4 F1CE 0481HA EEV F1CE 0481HC EURO 4 F1CE 0481L EURO 4 2998 CC 4 CYL.	 RC,OCP  36,00 x 81,00	Cyl. 4 ST 63,00 TB 92,90 HD -16,00 MØ 50,50	95,80 96,20 96,60	TA 6351838 TA 6351849 TA 6351860	TA 7428366 TA 7428377 TA 7428388	S16 2,50 CRP S06 2,00 P S35 2,50 CRP	TA 4411049 SF G 99,00 F 103,00 Y 4,00 TB 175,00		
 >>									






JAGUAR		Ø	81				
DIESEL ENGINE AJD - V6 2720 CC 6 CYL.	 RC,OCP  29,00 x  62,00	Cyl. 6 ST 47,00 TB 71,00 HD -14,05 VT -0,50 -0,50 MØ 44,00	81,00	TA 6900046	TA 7500054	S02 2,00 CR S08 2,00 CR S35 2,00 CR	
							 >>

JAGUAR		Ø	84				
DIESEL ENGINE 306 DT EURO 5 LION 3.0 V6 2993 CC 6 CYL.	 RC,OCP  30 x  63,50	Cyl. 6 ST 46,05 TB 70,05 HD -15,40 MØ 47,50	84,00 84,50	TA 6627850 TA 6627861	TA 7627860 TA 7627871	S02 2,00 CRP S03 2,00 CR S35 2,00 CR	
							 >>



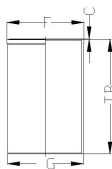
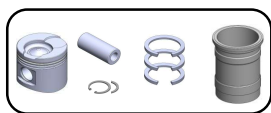




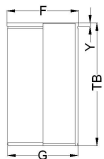

JAGUAR		Ø 85					
DIESEL ENGINE		Cyl. 4	85,00	TA 6930064	TA 7360438	S16 2,50	CCL,P
		ST 48,60	85,50	TA 6930075	TA 7360449	S08 2,00	P
224 DT		TB 74,60	85,60	TA 6930086	TA 7360460	S35 2,00	NIT,S
2179 CC 4 CYL.		HD -15,10					
		VT -0,35 -0,35					
		MØ 50,30					
	RC,OCP						
		30,00					
		x					
		68,00					
			>>				

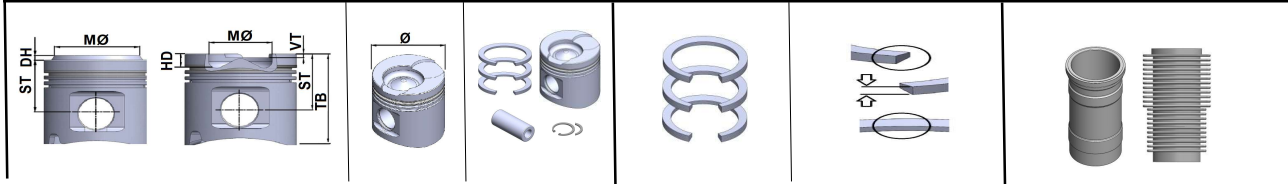
JAGUAR		Ø 85					
DIESEL ENGINE		Cyl. 4	85,00	TA 6930064	TA 7360438	S16 2,50	CCL,P
		ST 48,60	85,50	TA 6930075	TA 7360449	S08 2,00	P
224 DT		TB 74,60	85,60	TA 6930086	TA 7360460	S35 2,00	NIT,S
2179 CC 4 CYL.		HD -15,10					
		VT -0,35 -0,35					
		MØ 50,30					
	RC,OCP						
		30,00					
		x					
		68,00					
			>>				



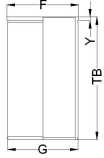





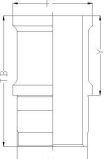



JAGUAR		Ø 86									
DIESEL ENGINE FMBA 1998 CC 4 CYL.	 RC  30,00 x 67,00	Cyl. 4 ST 47,70 TB 74,00 HD -15,20 MØ 43,30	86,00 86,40 86,50 86,60	TA 6312864 TA 6312875 TA 6312869 TA 6312886	TA 7432006 TA 7432017 TA 7432026 TA 7432028	S02 2,00 CR,P S26 2,00 P S35 2,00 CR	TA 4418764 G 89 F 90,5 Y 5 TB 167				
		 >>									

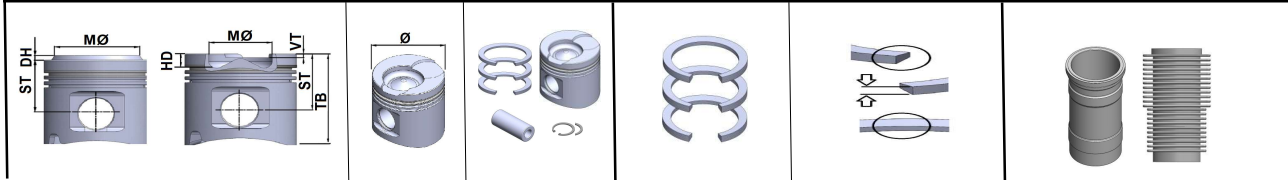
JCB		Ø 103									
DIESEL ENGINE 444 T3 444 TC 4400 CC 4 CYL.	 RC  40,00 x 85,30	Cyl. 4 ST 72,24 TB 109,20 HD -23,70 MØ 48,50	103,00 103,5	TA 6602200 TA 6602211	TA 7800010 TA 7800021	S11 3,00 CR,P S26 2,50 P S35 4,00 CR,P	G 106,00 F 107,50 Y 5,00 TB 223,00				
		 >>									


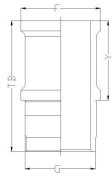
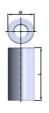
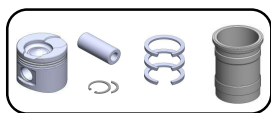



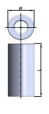

JCB	Ø 103							
<p>DIESEL ENGINE</p> <p>SB 444</p> <p>4400 CC 4 CYL.</p>	 <p>RC</p>  <p>40,00 x 85,30</p>	<p>Cyl. 4</p> <p>ST 72,24</p> <p>TB 109,20</p> <p>HD -22,00</p> <p>MØ 54,80</p>	<p>103,00</p> <p>103,50</p>	<p>TA 6602230</p> <p>TA 6602241</p>	<p>TA 7800010</p> <p>TA 7800021</p>	<p>S11 3,00 CR,P</p> <p>S26 2,50 P</p> <p>S35 4,00 CR,P</p>	<p>G 106,00</p> <p>F 107,50</p> <p>Y 5,00</p> <p>TB 223,00</p> 	
		<p>>></p>						

JEEP	Ø 86							
<p>DIESEL ENGINE</p> <p>J8S 800</p> <p>2068 CC 4 CYL.</p>	  <p>28,00 x 75,00</p>	<p>Cyl. 4</p> <p>ST 51,00</p> <p>TB 92,90</p> <p>HD -4,0</p>	<p>86,00</p> <p>86,50</p>	<p>TA 6305902</p>	<p>TA 7305900</p> <p>TA 7305911</p>	<p>S01 2,00 M</p> <p>S06 2,00 P</p> <p>S35 4,00 CR</p>	<p>TA 4081416</p> <p>S</p> <p>G 93,60</p> <p>F 93,05</p> <p>TB 166,00</p> 	
		<p>>></p>		<p>5305904</p>				




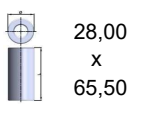
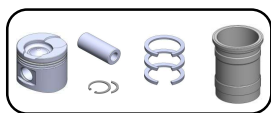



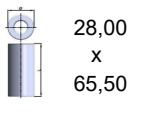

JEEP		Ø 86							
DIESEL ENGINE		Cyl. 4	86,00	TA 6360200	TA 7360205	S18 2,50 CR	TA 4081416		
		ST 50,99	86,50	TA 6360211	TA 7360216	S26 2,50 P	S		
J8S - 814		TB 93,00				S35 4,00 CR	G 93,60		
2068 CC 4 CYL.		HD -4,0					F 93,05		
		28,00					TB 166,00		
		x							
		75,00							
			>>	5360202					

KIA		Ø 83							
DIESEL ENGINE		Cyl. 4	83,00	TA 6930018	TA 7501084	S13 2,00 NIT,S			
		ST 46,30	83,50	TA 6930029	TA 7501095	S08 2,00 CR,P			
D4EA		TB 72,30				S35 3,00 CR			
EURO 3		HD -13,90							
1991 CC 4 CYL.		MØ 46,95							
	RC,BB								
		28,00							
		x							
		66,00							
			>>						

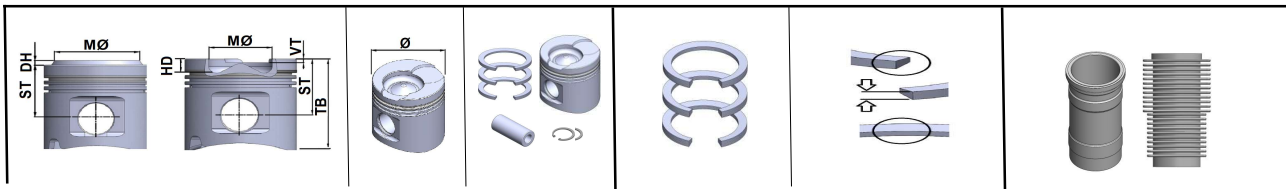










KIA	Ø	83				
DIESEL ENGINE D4EA / FJ D4EAV / FJ D4EA / ED D4EA / FSGDY6B D4EA / FS24 D4EA / JE5 EURO 4 1991 CC 4 CYL.	 RC,BB,OCP  28,00 x 65,50	Cyl. 4 ST 46,30 TB 72,30 HD -16,80 VT -5,8 MØ 42,80	83,00 83,50	TA 6930008 TA 6930019	TA 7501084 TA 7501095	S13 2,00 NIT,S S08 2,00 CR,P S35 3,00 CR
 >>						

KIA	Ø	83				
DIESEL ENGINE D4EA / JE5 EURO 3 1991 CC 4 CYL.	 RC,BB,OCP  28,00 x 65,50	Cyl. 4 ST 46,30 TB 72,30 HD -13,80 VT -3,8 MØ 48,50	83,00 83,50	TA 6930004 TA 6930015	TA 7501084 TA 7501095	S13 2,00 NIT,S S08 2,00 CR,P S35 3,00 CR
 >>						











LADA	Ø 83						
DIESEL ENGINE XUD9A 1905 CC 4 CYL.	 	Cyl. 4 ST 46,8 TB 84,3 HD -2,2	83,00 83,40 83,50 83,60 83,80	TA 6225203 TA 6225225 TA 6225214 TA 6225236 TA 6225240	TA 7225201 TA 7225223 TA 7225212 TA 7225234 TA 7225245	S01 2,00 CR S06 2,00 S35 3,00 CR	TA 4419612 SZ G 86,00 TB 153,50 TA 4419516 G 86,00 F 89,00 Y 4,80 TB 153,50
		25 x 72		>>			

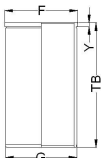
LADA	Ø 83						
DIESEL ENGINE XUD9SD 1905 CC 4 CYL.	 RC,EP 	Cyl. 4 ST 46,75 TB 79,25 HD -3,50	83,00 83,50 83,80	TA 6384405 TA 6384416 TA 6384420	TA 7384403 TA 7384414 TA 7384425 TA 7384414 TA 7384425	S01 3,00 CR,P S06 2,00 S35 3,00 CR,P	TA 4419612 G 86,00 TB 153,50
		28 x 68		>>			

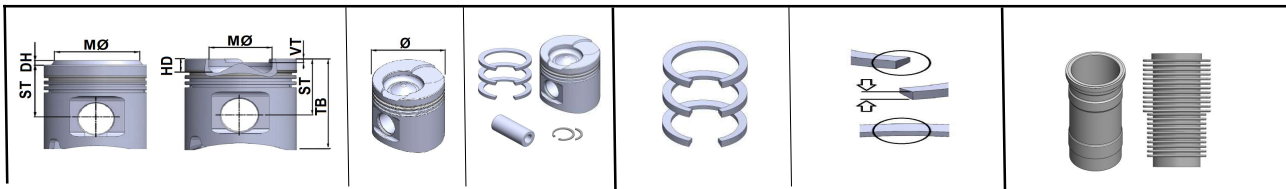



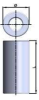
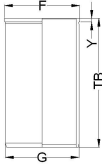
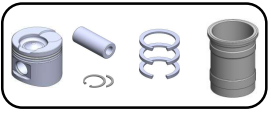



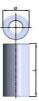

LANCIA		Ø 69,6					
DIESEL ENGINE		Cyl. 4	69,60	TA 6427980	TA 7427200	S45 1,50 CER	
		ST 40,43	70,00	TA 6427986	TA 7427211	S06 1,50 P	
199 B1.000	RC,OCP	TB 62,43	70,20	TA 6427991	TA 7427222	S35 2,00 CR	
		HD 12,70					
EURO 5		VT 1,15 0,90					
		MØ 37,00					
1248 CC 4 CYL.							
				>>			

LANCIA		Ø 69,6					
DIESEL ENGINE		Cyl. 4	69,60	TA 6427864	TA 7427964	S01 2,00 CR,P	TA 4411025
		ST 40,43	70,00	TA 6427886	TA 7427975	S06 1,50 P	SZ
199 A3.000	RC,OCP	TB 62,43	70,20	TA 6427875	TA 7427986	S35 2,00 CR,P	G 72,10
		HD 12,40					F 73,60
1248 CC 4 CYL.		VT -0,90 -1,15					Y 5
		MØ 38,00					TB 142
				>>			





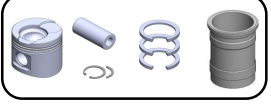


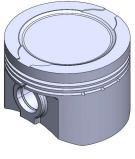


LANCIA		Ø 69,6							
DIESEL ENGINE 188 A9.000 199 A2.000 EURO 4 1248 CC 4 CYL.	 RC  23,00 x 56,50	Cyl. 4 ST 40,43 TB 63,43 HD -12,40 VT -1,00 -1,20 MØ 38,00	69,60 70,00 70,20	TA 6427860 TA 6427871 TA 6427882	TA 7427964 TA 7427975 TA 7427986	S01 2,00 CR,P S26 1,50 S35 2,00 P	TA 4411017 SZ G 72,50 F 74,00 Y 5,00 TB 142,00 TA 4411021 G 72,50 F 74,50 Y 5,00 TB 142,00		 >>

LANCIA		Ø 70,8							
GASOLINE ENGINE 169 A4.000 1242 CC 4 CYL.	  17,98 x 49,00	Cyl. 4 ST 28,60 TB 48,00 HD 3,90 VT 2,00 MØ 62,50	70,80 71,20	TA 6427940 TA 6427951	TA 7428402 TA 7428413	S02 1,19 CR S06 1,20 P S37 2,50 CR		 >>	

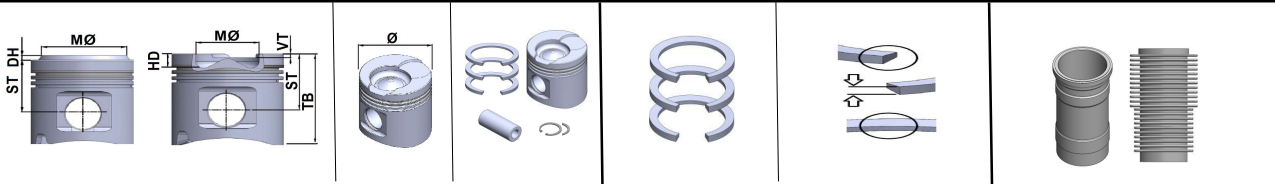




LANCIA	Ø 70,8						
GASOLINE ENGINE 176B.9000 FIRE 1242 CC 4 CYL.	 	Cyl. 4 ST 28,05 TB 48,00 HD 5,70 VT 1,50	70,80 71,20	TA 6427958 TA 6427969	TA 7428402 TA 7428413	S02 1,20 CR S06 1,20 P S37 2,50 CR	TA 4411029 G 73,80 F 75,00 Y 5,00 TB 128,00
		18,00 x 53,00					
 >>							

LANCIA	Ø 70,8						
GASOLINE ENGINE 840 A3.000 1242 CC 4 CYL.	 	Cyl. 4 ST 28,00 TB 48,00 HD 2,00 VT 1,40 MØ 60,50	70,80 71,20	TA 6427967 TA 6427978	TA 7428402 TA 7428413	S02 1,20 CR S06 1,20 P S37 2,50 CR	TA 4411029 G 73,80 F 75,00 Y 5,00 TB 128,00
		18 x 53					
 >> 222012300							





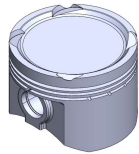
LANCIA

GASOLINE ENGINE

188 A5.000
EURO 3

1242 CC 4 CYL.

Ø 70,8



Cyl. 4
ST 28,00
TB 48,00
HD 5,10
VT 2,00

70,80
71,20

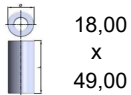
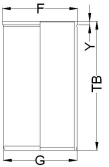
TA 6427954
TA 6427965

TA 7428402
TA 7428413


S02 1,20 CR
S06 1,20 P
S37 2,50 CR

TA 4411029

G 73,80
F 75,00
Y 5,00
TB 128,00



18,00
x
49,00



>>

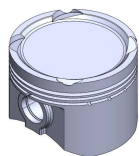
LANCIA

GASOLINE ENGINE

198 A1.000
198 A4.000

1242 CC 4 CYL.

Ø 72



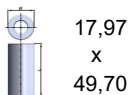
Cyl. 4
ST 26,80
TB 49,70
HD 8,100
VT 2,60 1,70
MØ 61,50

72,00
72,40


TA 6501102
TA 6501113

TA 7428414
TA 7428425

S45 1,20 CER
S26 1,20 P
S35 2,00 CR



17,97
x
49,70



>>




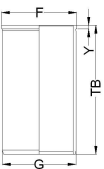
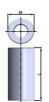
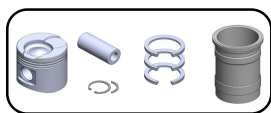
TARABUSI is a registered trademark of
FINIMPIANTI
a trusted brand in the spare parts world.
www.at-tarabusi.com



191
rel. 2207

Non original engine parts.
OEMs names and part numbers are for reference purpose only.
All pictures shown are for illustration purpose only.

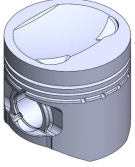

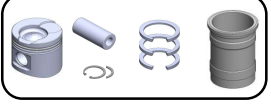




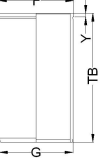



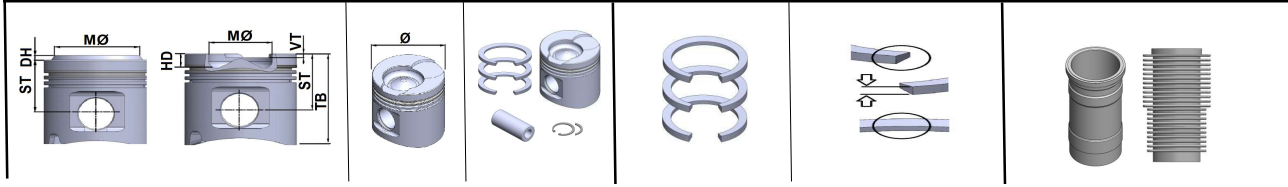
LANCIA		Ø 72							
GASOLINE ENGINE 350A1.000 1368 CC - 4 CYL.		Cyl. 4 ST 26,00 TB 49,00 HD 4,75 VT 2,050	72,00 72,40	TA 6501008 TA 6501019	TA 7104211 TA 7104222	S01 1,00 CR S06 1,20 P S35 2,00 CR,P	TA 4042230 G 75,00 F 76,50 Y 5,00 TB 126,00		 18 x 49
		 >>							


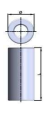
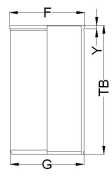
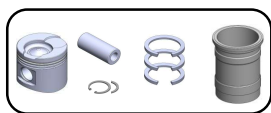
LANCIA		Ø 80,5							
GASOLINE ENGINE 182 B6.000 1596 CC 4 CYL.		Cyl. 4 ST 28,65 TB 50,65 HD 2,20 VT 2,80 MØ 61,00	80,50 80,90 81,10	TA 6349215 TA 6349226 TA 6349237	TA 7428454 TA 7428465 TA 7428476	S01 1,20 CR S26 1,20 P S37 2,00 CR			
		 >>							


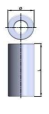
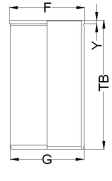



LANCIA	Ø 80,5						
GASOLINE ENGINE 160 A1.046 836 A4.000 1372 CC 4 CYL.	  22,00 x 58,00	Cyl. 4 ST 33,30 TB 65,30 HD -2,90 MØ 71,00	80,50 80,90 81,10	TA 6349206 TA 6349210 TA 6349221	TA 7349204 TA 7349215 TA 7349226	S01 1,50 CR S26 1,75 S35 3,00 CR	
		 >>					



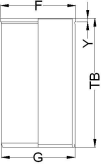

LANCIA	Ø 82							
DIESEL ENGINE 841 G.000 841 M.000 841 N.000 5 CYL. 2387 CC 5 CYL.	 RC, OCP, BB  26 x 61	Cyl. 4/5 ST 46,50 TB 72,50 HD -15,40 VT -1,03 MØ 41,50	82,00 82,40 82,60	TA 6427868 TA 6427899 TA 6427879	TA 7428422 TA 7428444 TA 7428433	S01 2,00 CR,P S26 2,00 P S35 2,00 CR,P	TA 4042234 G 85,00 F 88,00 Y 4,50 TB 155,00 TA 4042238 G 85,57 F 88,53 Y 4,00 TB 155,00	
		 >>						

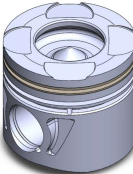

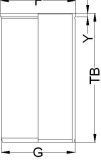
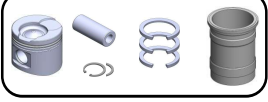


LANCIA	Ø	82						
DIESEL ENGINE 188 B2.000 4 CYL. 839 A6.000 841 C.000 5 CYL 937 A.2000 AR 37101 4 CYL. EURO 3 1910 4 CYL. 2387 CC - 5 CYL.	 RC, BB 	Cyl. 4/5 ST 46,50 TB 72,50 HD -17,50 VT -0,65 MØ 37,50	82,00 82,40 82,6	TA 6427844 TA 6427855 TA 6427866	TA 7428422 TA 7428444 TA 7428433	S01 2,00 CR S26 2,00 P S35 2,00 CR,P	TA 4042234 G 85,00 F 88,00 Y 4,50 TB 155,00 TA 4042238 G 85,57 F 88,53 Y 4,00 TB 155,00	
								




LANCIA	Ø	82						
DIESEL ENGINE 188 B2.000 4 CYL. 839 A6.000 841 C.000 5 CYL 937 A.2000 AR 37101 4 CYL. EURO 3 1910 4 CYL. 2387 CC - 5 CYL.	 RC 	Cyl. 4/5 ST 46,50 TB 72,50 HD -17,50 VT -0,80 MØ 37,50	82,00 82,40 82,60	TA 6427210 TA 6427221 TA 6427232	TA 7428470 TA 7428481 TA 7428492	S01 2,50 CR, P S26 2,00 P S35 2,00 CR, P	TA 4042234 G 85,00 F 88,00 Y 4,50 TB 155,00 TA 4042238 G 85,57 F 88,53 Y 4,00 TB 155,00	
								


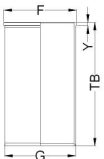




LANCIA		Ø 82,6							
DIESEL ENGINE 831 D.000 831 D1.000 1929 CC 4 CYL.	 RC,EP  25,00 x 69,40	Cyl. 4 ST 42,20 TB 78,30 DH +2.50	82,60 83,00 83,200	TA 6337704 TA 6337715 TA 6337726	TA 7326502 TA 7240004 TA 7326524	S18 2.50 CR S26 2.00 CR S35 4.00 CR	TA 4418713 SZ G 87,00 F 90,00 Y 4.50 TB 157		
		ST : 82,00 TB : 82,40 ST : 82,60							
 >>									

LANCIA		Ø 83							
DIESEL ENGINE 198 A5.000 844 A2.000 1956 CC - 4 CYL.	 RC,OCP.YP,T  30,00 x 67,00	Cyl. 4 ST 46,63 TB 72,60 HD -15,80 MØ 43,50	83,00 83,40 83,60	TA 6501006 TA 6501017 TA 6501028	TA 7428330 TA 7428341 TA 7428352	S01 1,50 CR S26 1,50 P S35 2,00 CR,P	TA 4422242 SZ G 86,00 F 87,50 Y 5,00 TB 155,00		
 >>									


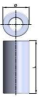
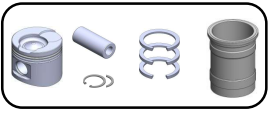






LANCIA		Ø 85							
DIESEL ENGINE		Cyl. 4	85,00	TA 6382746	TA 7382701	S16 3,50	CR, P		
		ST 46,75	85,40	TA 6382757	TA 7382723	S06 2,00			
RHM		TB 72,75	85,60	TA 6382768	TA 7382712	S35 3,00	CR, P		
DW10ATED4		HD -18,75							
RHW		VT -1,65							
DW10ATED4		MØ 39,80							
1997 CC 4 CYL.	RC,OCP								
		28,00							
		x							
		70,00							
									

LANCIA		Ø 85							
DIESEL ENGINE		Cyl. 4	85,00	TA 6382703	TA 7382701	S16 3,50	CR, P	TA 4086226	
		ST 46,75	85,40	TA 6382725	TA 7382723	S06 2,00		G 89,00	
RHK		TB 80,75	85,60	TA 6382714	TA 7382712	S35 3,00	CR, P	F 91,20	
DW10UTED4		HD -18,30						Y 4,50	
RHZ		VT -1,00						TB 155,00	
DW10ATED		MØ 38,00							
1997 CC - 4 CYL.	RC								
		28							
		x							
		70							
									



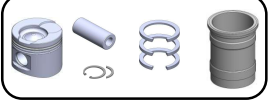






LANCIA		Ø 85							
DIESEL ENGINE		Cyl. 4	85,00	TA 6427820	TA 7382701	S16 3,50 CR			
		ST 46,70	85,40	TA 6427826	TA 7382723	S06 2,00			
RHR DW10BTED4	RC,OCP	TB 80,705	85,60	TA 6427831	TA 7382712	S35 3,00 CR			
		HD -15,40							
EURO 4		VT -0,52 -0,52							
		MØ 44,80							
1997 CC 4 CYL.									
				>>					




LANCIA		Ø 86,4							
GASOLINE ENGINE		Cyl. 4	86,40	TA 6348005	TA 7348003	S02 1,50 CR,P	TA 4411037		
		ST 33,30	86,80	TA 6348016	TA 7348014	S10 1,75 P	G 90,00		
835 A1.000 835 A1.046 835 C1.000		TB 72,80	87,00	TA 6348020	TA 7348025	S35 3,00 CR,P	F 91,00		
		HD -2,30					Y 5,00		
1581 CC 4 CYL.		MØ 71,00					TB 127,00		
				>> 222 A04100					






LANCIA		Ø 86,4					
GASOLINE ENGINE 182 A4.000 182 A6.000 1581 CC 4 CYL.	  22,00 x 56,00	Cyl. 4 ST 34,17 TB 59,42 HD +0.25 VT 2,20 2,80	86,40 86,80	TA 6240058 TA 6240070	TA 7240056 TA 7240067	S01 1,50 CR S06 1,50 P S35 3,00 CR	
		 >>					

LAND ROVER		Ø 80					
DIESEL ENGINE 25 6T 2497 CC 6 CYL.	RC - OCP  27 x 63	Cyl. 6 ST 39,45 TB 65,95 VT -2,50	80,00 80,50 81	TA 6382600 TA 6382611 TA 6382622	TA 7382605 TA 7382616 TA 7382620	S18 3,0 CR,P S06 1,75 P S35 3,00 P	
		 >>					


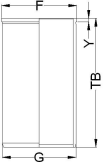





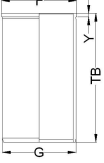


LAND ROVER		Ø	81				
DIESEL ENGINE		Cyl. 6	81,00	TA 6900046	TA 7500054	S02 2,00 CR	
			ST 47,00				S08 2,00 CR
276 DT		TB 71,00				S35 2,00 CR	
EURO 4		HD -14,05					
2720 CC 6 CYL.	RC,OCP	VT -0,50 -0,50					
		MØ 44,00					
		29,00					
		x					
		62,00					
		>>					

LAND ROVER		Ø	84				
DIESEL ENGINE		Cyl. 6	84,00	TA 6627850	TA 7627860	S02 2,00 CRP	
			ST 46,05	84,50	TA 6627861	TA 7627871	S03 2,00 CR
306 DT		TB 70,05				S35 2,00 CR	
EURO 5		HD -15,40					
LION 3.0 V6		MØ 47,50					
2993 CC 6 CYL.	RC,OCP						
		30					
		x					
		63,50					
		>>					

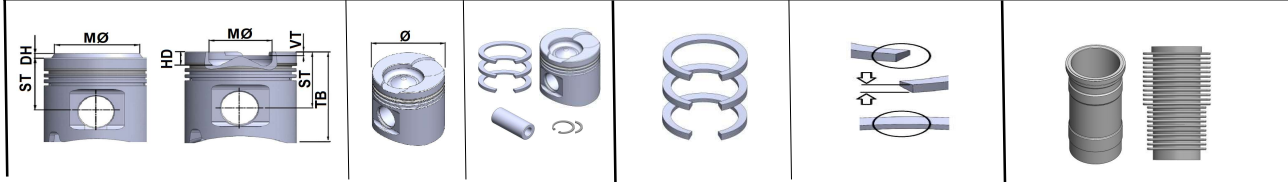




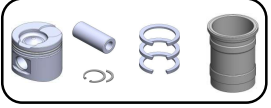





LAND ROVER		Ø 84							
DIESEL ENGINE	 RC,OCP	Cyl. 4	84,00	TA 6800160	TA 7382664	S16 3,00 CR	TA 4422230		
		ST 47,00	84,25	TA 6800171	TA 7382675	S26 2,00 P	SZ		
M47 R		TB 71,00	84,50	TA 6800182	TA 7382686	S35 3,00 CR,P	G 87,00		
1951 CC 4 CYL.		HD -15,00					F 88,50		
		VT -1,36 -1,48					Y 6,00		
		MØ 41,70					TB 149,00		
	 30 x 68								
	 >>								

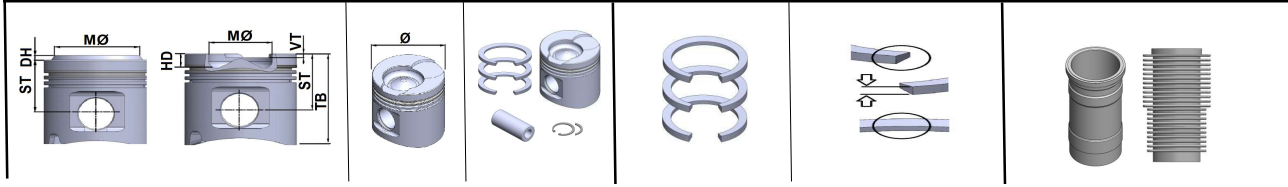
LAND ROVER		Ø 84							
DIESEL ENGINE	 RC,OCP	Cyl. 4	84,00	TA 6800132	TA 7382664	S16 3,00 CR	TA 4422230		
		ST 47,00	84,25	TA 6800143	TA 7382675	S26 2,00 P	SZ		
M47 D20R		TB 71,00	84,50	TA 6800154	TA 7382686	S35 3,00 CR,P	G 87,00		
TD6		HD -16,50					F 88,50		
1951 CC 4 CYL.		VT -1,36 -1,48					Y 6,00		
		MØ 41,55					TB 149,00		
	 30 x 68								
	 >>								











LAND ROVER		Ø 85					
DIESEL ENGINE DW12BTED4 EURO 4 2179 CC 4 CYL.	 RC,OCP  30,00 x 68,00	Cyl. 4 ST 48,70 TB 74,70 HD -13,50 VT -0,38 -0,38 MØ 52,40	85,00 85,50 85,60	TA 6930060 TA 6930066 TA 6930071	TA 7360438 TA 7360449 TA 7360460	S16 2,50 CCL,P S08 2,00 P S35 2,00 NIT,S	
		 >>					

LAND ROVER		Ø 85					
DIESEL ENGINE 224 DT EURO 4 - 5 2179 CC 4 CYL.	 RC,OCP  30,00 x 68,00	Cyl. 4 ST 48,60 TB 74,60 HD -15,10 VT -0,35 -0,35 MØ 50,30	85,00 85,50 85,60	TA 6930064 TA 6930075 TA 6930086	TA 7360438 TA 7360449 TA 7360460	S16 2,50 CCL,P S08 2,00 P S35 2,00 NIT,S	
		 >>					







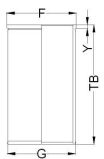


LAND ROVER		Ø 87,515					
GASOLINE ENGINE 204PT EURO 5 1999 CC 4 CYL.	 EP	Cyl. 4	87,515	TA 6312868	TA 7432568	S01 1,20 NT,ST	
		ST 32,80 TB 53,80 HD -2,19	87,765 88,015	TA 6312879 TA 6312890	TA 7432579 TA 7432590	S21 1,20 S38 2,00 NT,ST	
	 22,50 x 56,00						
							

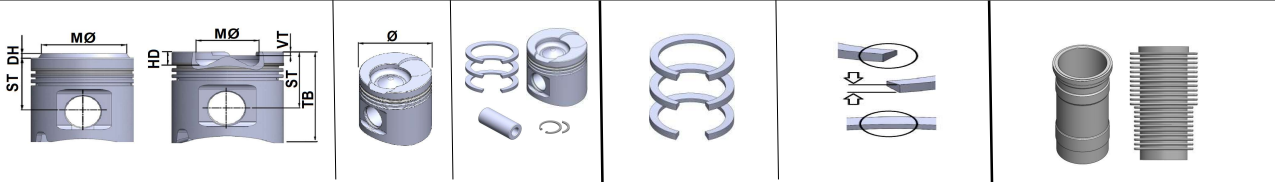
LAND ROVER		Ø 88,86					
DIESEL ENGINE 22D 24D 25D 3528 CC 8 CYL.	 	Cyl. 8	88,86	TA 6627858	TA 7627864	S01 1,60 CR	
		ST 47,17 TB 77,09 HD -2,36 MØ 71,12	89,36 89,86	TA 6627869 TA 6627880	TA 7627875 TA 7627886	S26 1,60 S36 4,76 CR	
	 22,00 x 73,00						
							







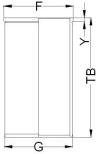




LAND ROVER		Ø 88,86							
DIESEL ENGINE		Cyl. 8	88,86	TA 6627854	TA 7627864	S01 1,60	CR		
		ST 47,37	89,36	TA 6627865	TA 7627875	S26 1,60	P		
11D 31D		TB 77,09	89,86	TA 6627876	TA 7627886	S36 4,76	CR		
		HD -5,26							
3528 CC 8 CYL.		MØ 71,12							
		22,00							
		x							
		73,00							
									

LAND ROVER		Ø 90,475							
GASOLINE ENGINE		Cyl. 4	90,475	TA 6218800	TA 7218805	S02 1,778	CR	TA 4457611	
		ST 58,52	90,975	TA 6218822	TA 7218820	S06 1,778	P	W	
10H SANTANA II 109-110		TB 100,00	91,225	TA 6218833	TA 7218831	S35 4,747	CR,P	G 94,54	
			91,475	TA 6218844	TA 7218842			TB 191,36	
2286 CC 4 CYL.			91,975	TA 6218855	TA 7218853			TA 4473512	
		25,40						G 94,54	
		x						F 99,70	
		75,79						Y 4,76	
								TB 191,36	









LAND ROVER		Ø 90,475							
DIESEL ENGINE		Cyl. 4	90,475	TA 6371304	TA 7371302	S16 3,00	CR,P		
		ST 55,40	90,975	TA 6371315	TA 7371313	S26 2,50	P		
14L		TB 91,90	91,475	TA 6371326	TA 7371324	S35 3,00	CR,P		
16L		HD -18,40							
19L		MØ 39,00							
23L									
2495 CC 4 CYL.	RC								
		30,162							
		x							
		77,00							
									

LAND ROVER		Ø 90,475							
DIESEL ENGINE		Cyl. 4-6	90,475	TA 6161201	TA 7161206	S01 2,38	CR,P	TA4457611	
		ST 58,65	90,975	TA 6161223	TA 7161221	S06 2,38	P	W	
2.3 L		TB 100,05	91,237	TA 6161234	TA 7161232	S06 2,38	CR,P	G 94,54	
10 J		HD -6,50	91,475	TA6161245	TA 7161243	S35 4,74	CR	TB 190,36	
3.3 L			91,975	TA6161256	TA 7161254	S31 4,76	P		
88 II - IIA - 88 III	RC							TA4473512	
90 II - 90 IIA								G 94,54	
90 III - 109 IIA								F 97,70	
109 III - 110								Y 4,76	
2286 CC 4 CYL.								TB 190,36	
3249 CC 6 CYL.		30,162							
		x							
		74,60							
									




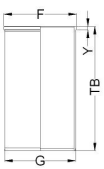
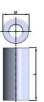
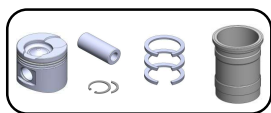



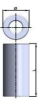

MARUTI		Ø 65,5					
GASOLINE ENGINE		Cyl. 4	65,50	TA 6240102	TA 7240100	S01 1,50 CR	
		ST 24,55	66,00	TA 6240113	TA 7240111	S06 1,50 P	
F10A		TB 55,00	66,50	TA 6240124	TA 7240122	S35 2,80 CR	
		VT -2,00					
970 CC 4 CYL.		16,00 x 53,20					
				>>			

MARUTI		Ø 74					
GASOLINE ENGINE		Cyl. 4	65,50	TA 6295903	TA 7276603	S01 1,20 CR	
		ST 29,25	66,00	TA 6295914	TA 7276625	S06 1,50 P	
G13BA		TB 56,25	66,50	TA 6295925	TA 7276636	S35 2,80 CR	
		HD -3,14					
1299 CC 4 CYL.		17,00 x 65,10					
				>>			


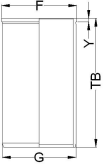
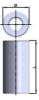








MARUTI		Ø 75							
GASOLINE ENGINE G16 B 1590 CC 4 CYL.	 RC	Cyl. 4 ST 28,30 TB 55,30 HD -4,2	75,00 75,50 76,00	TA 6360001 TA 6360012 TA 6360023	TA 7338505 TA 7338516 TA 7338520	S02 1,20 CR S06 1,50 S35 2,80 CR		 19,00 x 63,15	 >>




MAZDA		Ø 71,9							
GASOLINE ENGINE ZH12 1242 CC 4 CYL.	 EP	Cyl. ST 28,25 TB 53,25 HD -0.93 MØ 52,00	71,90 72,40	TA 6341032 TA 6341043	TA 7432500 TA 7432511	S01 1,20 CR S06 1,50 P S35 2,50 CR	 19,00 x 49,00	 >>	



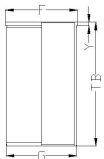



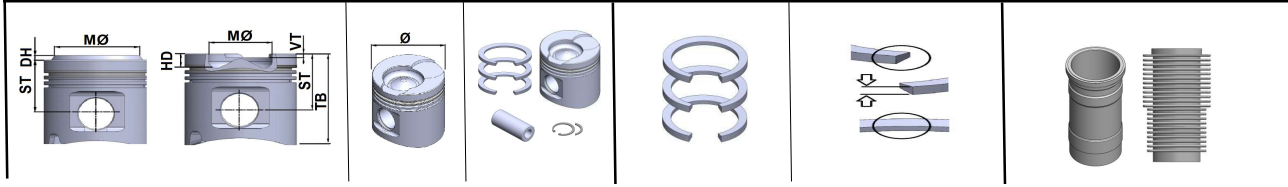
MAZDA		Ø 73,7							
DIESEL ENGINE F6JA F6JB 1399 CC 4 CYL.	 RC	Cyl. 4 ST 42,94 TB 65,44 HD -14,7 VT -1,50 -1,50 MØ 37,16	73,70 73,95 74,20	TA 6391302 TA 6391313 TA 6391324	TA 7391300 TA 7391311 TA 7391322	S16 2,50 CR S06 1,95 S35 2,50 CR	TA 4422320 SZ G 76,70 F 78,20 Y 5,00 TB 136,00		 25 x 60
		TA 4422324 G 76,95 F 78,45 Y 5,25 TB 136,00							
									


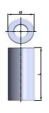
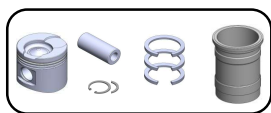
MAZDA		Ø 74							
GASOLINE ENGINE JJK - JJM J4R - J4T 1297 cc 4 cyl.	 EP	Cyl. ST 29,40 TB 53,90	74,00 74,50 75,00	TA 6308105 TA 6308116 TA 6308120	TA 7308103 TA 7308114 TA 7308125	S01 1,50 CR S26 1,75 P S35 3,00 P			
		 18,04 x 64,00							
									






MAZDA		Ø 83,01							
GASOLINE ENGINE CHBB 1798 CC 4 CYL.	 EP  21,00 x 60,00	Cyl. 4 ST 28,50 TB 51,00	83,01 83,51	TA 6312830 TA 6312841	TA 7432516 TA 7432527	S01 1,20 CR S21 1,20 S37 2,50 CR			
		 >>							

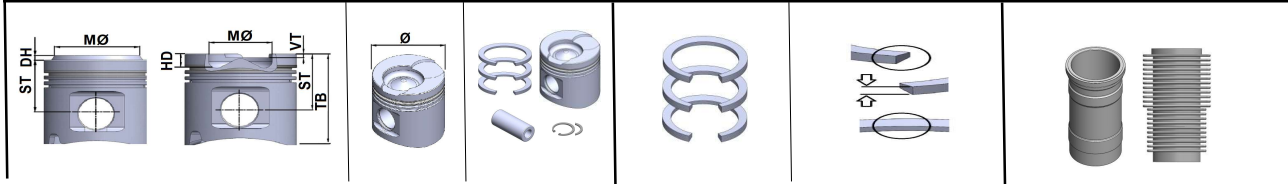
MAZDA		Ø 86							
DIESEL ENGINE RF COMPREX 1998 CC 4 CYL.	 RC,OCP  30,00 x 68,00	Cyl. 4 ST 47,20 TB 86,20 HD -1,50	86,00 86,50 87,00	TA 6369904 TA 6369915 TA 6369926	TA 7369902 TA 7369913 TA 7369924	S15 2,00 MO S07 2,00 CR S35 4,00 CR			
		 >>							









MAZDA		Ø	86				
DIESEL ENGINE RF5C 4 CYL. 1998 CC		Cyl.	86,00	TA 6369921	TA 7309007	S16 2,00 NIT	
	OCP	ST 46,90	86,50	TA 6369932	TA 7309018	S06 2,00 CR	
		30 x 68				S35 3,00 NIT	
			>>				

MAZDA		Ø	93				
DIESEL ENGINE WL - T 2500 CC 4 CYL.		Cyl. 4	93	TA 6369442	TA 7369956	S02 2,50 CR,ST	
	RC,OCP,EP	ST 47,80	93,50	TA 6369453	TA 7369967	S07 2,00 CR,P	
		32,00 x 70,00				S35 3,00 CR	
			>>				

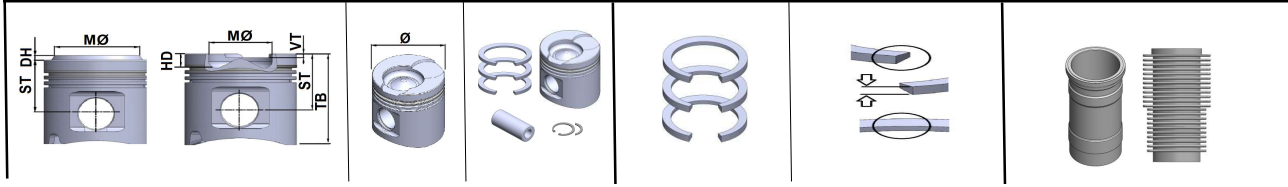


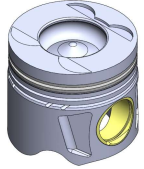







MERCEDES		Ø 63,5								
GASOLINE ENGINE M 160 E6AL B03 M 160 E6AL B04 M 160 E6AL B05 599 CC 3 CYL.		Cyl. 3 ST 27,00 TB 43,50 HD -2,75 MØ 50,50	63,50 63,75 64,00	TA 6396402	TA 7397404 TA 7397415 TA 7397426	S01 1,20 CR,P S06 1,50 P S38 2,50 CR,P	TA 4920402 SZ G 67,00 TB 102,00			
			ST : 43,75	63,75	TA 6396413	TA 7397415				
			ST : 43,75	64,00	TA 6396424	TA 7397426				
	 16,00 x 48,00									
		 >>								

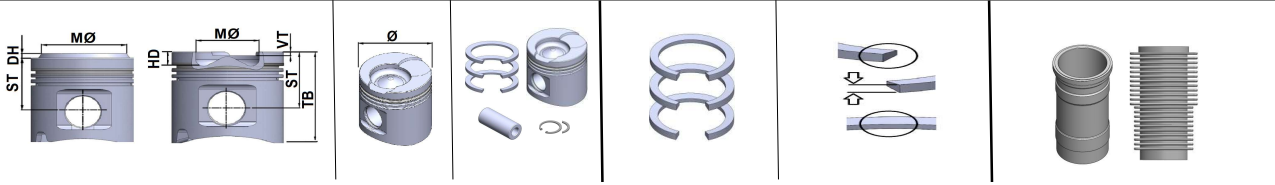
MERCEDES		Ø 72,2							
GASOLINE ENGINE M 200.711 4 CYL. 1197 CC		Cyl. 4 ST 31,25 TB 49,00 HD -5,00 VT 2,50 1,18 MØ 57,00	72,20 72,70	TA 6331428 TA 6331439	TA 7393755 TA 7393766	S02 1,20 PVD, S26 1,50 CR S35 2,00 CR,ST			
		 20,00 x 47,20							
		 >>							


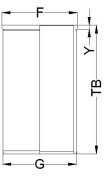




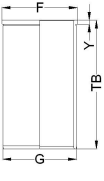



MERCEDES		Ø 83							
DIESEL ENGINE		Cyl.	83,00	TA 6394678	TA 7203016	S16	2,00	P	
		ST	45,65	TA 6394689	TA 7203027	S06	2,00	CR	
		TB	71,65			S35	2,00	P	
		HD	-15,51						
		VT	-1,49 -1,33						
		MØ	47,10						
	RC,OCP,BB								
	1/3 Cyl.								
		30							
		x							
		65							
OM 642.838									
OM 642.853									
OM 642.854									
OM 642.858									
OM 642.862									
OM 642.868									
OM 642.872									
OM 642 LS									
DE 30 LA									
2987 CC 6 CYL.									
									




MERCEDES		Ø 87								
DIESEL ENGINE		Cyl.	5/6	87,00	TA 6309100	TA 7309105	S01	2,00	CR,P	TA 4419310
		ST	44,85	87,50	TA 6309111	TA 7309116	S07	2,00	P	SZ
		TB	74,85	88,00	TA6309122	TA 7309120	S35	3,00	CR,P	G 90,00
		HD	-13,00							F 92,55
		VT	-1,05 -1,25							Y 4,70
		DH	-9,05							TB 148,60
	RC,EP									TA 4419314
										G 90,30
		26,00								F 92,55
		x								Y 4,70
		55,00								TB 148,60
OM 601.911										TA 4419318
OM 601.912										G 90,50
OM 601.913										F 93,05
4 CYL.										Y 5,20
OM 602.911										TB 148,60
OM 602.912										
OM 602.930										
OM 602.931										
OM 602.938										
OM 602.939										
OM 602.990										
5 CYL.										
OM 603.912										
OM 603.913										
OM 603.931										
6 CYL.										
1997 CC 4 CYL.										
2497 CC 5 CYL.										
2996 CC 6 CYL.										
CONN.ROD										
DIST.22.15 MM										
										






MERCEDES		Ø 87									
DIESEL ENGINE OM 615.910 OM 615.911 OM 615.912 OM 615.914 OM 615.916 OM 615.917 OM 615.918 OM 615.919 OM 615.930 OM 615.936 OM 615.937 OM 615.938 OM 615.939 OM 615.941 2197 CC 4 CYL.	RC,EP  26,00 x 72,00	Cyl. 5/6 ST 48,25 TB 89,65 HD -1,05 VT -3,55 -5,0 DH -6,27	87,00 87,50 87,70	TA 6168901 TA 6168912	TA 7168906 TA 7168910	S01 2,00 CR S06 2,00 S35 4,00 CR	TA 4400233 SZ G 90,00 F 92,00 Y 4,80 TB 158,40 TA 4400281 G 90,10 F 92,00 Y 4,80 TB 158,40				
		 >>									

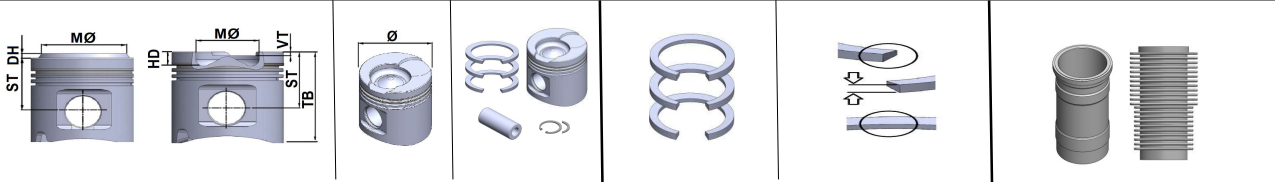
MERCEDES		Ø 87									
DIESEL ENGINE OM 615.940 OM 615.963 OM 615.970 1988 CC 4 CYL.	RC,EP  26,00 x 72,00	Cyl. 5/6 ST 52,90 TB 91,40 HD -19,00 DH -8,20	87,00 87,50 87,70	TA 6197203 TA 6197225 TA 6197236	TA 7168906 TA 7168910 TA 7168921	S01 2,00 CR S06 2,00 S35 4,00 CR	TA 4400233 SZ G 90,00 F 92,00 Y 4,80 TB 158,40 TA 4400281 G 90,10 F 92,00 Y 4,80 TB 158,40				
		 >>									








MERCEDES		Ø 65,5					
DIESEL ENGINE OM 660.914 OM 660.950 OM 660.951 799 CC 3 CYL.	 RC	Cyl. 4/5 ST 36,00 TB 60,00 HD -11,10 VT -0,95 -1,00 MØ 38,70	65,50 65,75 66,00	TA 6396401	TA 7397401 TA 7397412 TA 7397423	S01 1,50 CR S01 1,50 CR S35 2,50 CR	
		ST : 35,75 TB : 59,75	65,75	TA 6396412	TA 7397412		
		ST : 35,75 TB : 59,75	66,00	TA 6396423	TA 7397423		
		 23,00 x 53,00					
 >>							

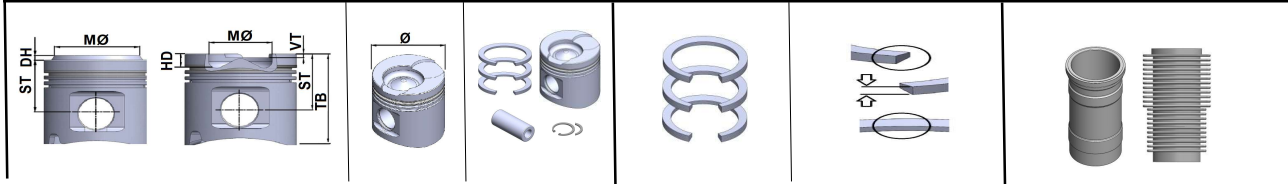
MERCEDES		Ø 80,01					
DIESEL ENGINE OM 622.951 R9M 1598 CC 4 CYL.	 RC, OCP	Cyl. 4 ST 45,95 TB 70,48 HD -12,40 MØ 46,50	80,00 80,50	TA 6393460 TA 6393471	TA 7386312 TA 7386323	S17 2,00 NITC S06 1,75 P S35 2,00 NIT	
		 30,00 x 60,00					
 >>							











MERCEDES		Ø 81,01					
GASOLINE ENGINE M 104.900 2792 CC 6 CYL.		Cyl. 5/6	81,00	TA 6358203	TA 7348401	1,50	
		ST 30,45	81,50	TA 6358214	TA 7348423	1,75	
		TB 55,78	82,00	TA 6358225	TA 7348434	3,00	
		HD -6,15	82,51	TA 6358236	TA 7348445		
	SP	DH 4,33					
		MØ 57,00					
		ST : 30,27	81,51	TA 6358247	TA 7348423		
		TB : 55,53	82,01	TA 6358258	TA 7348434		
		20,00	82,51	TA 6358269	TA 7348445		
		x 57,00					
			>>				

MERCEDES		Ø 82					
GASOLINE ENGINE M 271.948 M 271.950 M 271.951 M 271.954 M 271.955 M 271.956 M 271.957		Cyl. 4	82,00	TA 6394316	TA 7394227	S01 1,20 CR	
		ST 29,90	82,25	TA 6394327	TA 7394238	S06 1,50 P	
		TB 50,90	82,50	TA 6394338	TA 7394249	S38 2,50 CR,P	
		HD -4,61					
	EP	MØ 70,00					
		20,00					
		x 56,00					
			>>				


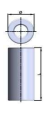
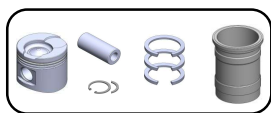



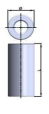

MERCEDES		Ø 82,9					
GASOLINE ENGINE M 103.940 M 103.941 M 103.942 M 103.943	 SP  22,00 x 52,00	Cyl. 6/8 ST 33,00 TB 63,00 HD -1,00 MØ 53,00	82,90 83,40 83,90	TA 6394324 TA 6394335 TA 6394346	TA 7394231 TA 7394242 TA 7394253	S01 1,50 CR S26 1,75 S35 3,00 CR	
		 >>					

MERCEDES		Ø 83					
GASOLINE ENGINE M 266.920 1498 CC 4 CYL.	  19,00 x 50,00	Cyl. 4 ST 29,00 TB 50,00	83,00 83,50	TA 6349806 TA 6349817	TA 7309018 TA 7309029	S01 1,20 CR S21 1,75 S38 2,00 NIT	
		 >>					

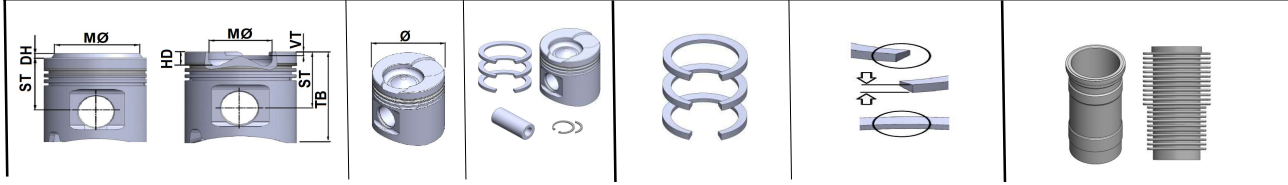










MERCEDES		Ø	83				
DIESEL ENGINE	 RC,OCP	Cyl. 3/4	83,00	TA 6394673	TA 7309014	S02 2,00 CR	
		ST 45,65	83,50	TA 6394684	TA 7309025	S10 2,00	
OM 639.939		TB 71,65	84,00	TA 6394695	TA 7309036	S35 2,00 CR,P	
1493 CC 3 CYL.		HD -14,65					
OM 640.940		VT -1,18 -1,02					
OM 640.941		MØ 43,40					
OM 640.942							
1991 CC 4 CYL.							
	 30 x 66						
	 >>						

MERCEDES		Ø	83				
DIESEL ENGINE	 RC,OCP,BB	Cyl. 4/5	83,00	TA 6349802	TA 7309018	S04 2,00 CR	
		ST 48,54	83,25	TA 6349813	TA 7309029	S05 1,75 P	
OM 651.911		TB 75,50	83,50	TA 6349824	TA 7309040	S35 2,00 CR	
OM 651.912		HD -13,25					
OM 651.913		VT -1,50 -1,50					
OM 651.916		MØ 49,40					
OM 651.924							
OM 651.925							
OM 651.940							
OM 651.955							
OM 651.956							
OM 651.957							
OM 651.960							
OM 651.961							
OM 651.980							
2143 CC 4 CYL.							
	 30 x 66						
	 >>						










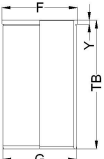

MERCEDES		Ø 83,01					
DIESEL ENGINE		Cyl. 6	83,01	TA 6394640	TA 7203016	S19 2,00 CK	
		ST 45,65	83,26	TA 6394651	TA 7203027	S10 2,00 P	
		TB 71,65	83,51	TA 6394662	TA 7203038	S35 2,00 CR	
		HD -14,65					
		MØ 43,40					
	RC,OCP						
	CYL. 1-3						
		30					
		x					
		66					
2987 CC 6 CYL.							
				>>			

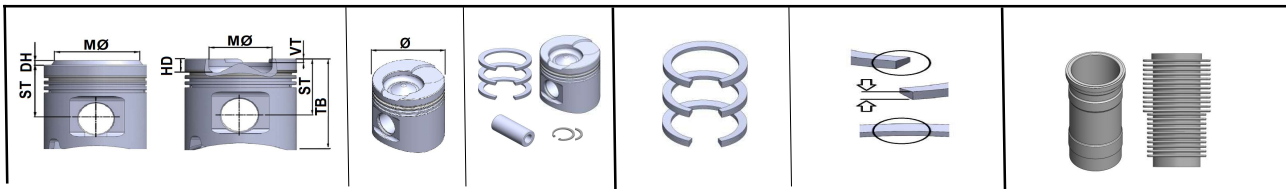
MERCEDES		Ø 83,01					
DIESEL ENGINE		Cyl. 6	83,01	TA 6394644	TA 7203016	S19 2,00 CK	
		ST 45,65	83,26	TA 6394655	TA 7203027	S10 2,00 P	
		TB 71,65	83,51	TA 6394666	TA 7203028	S35 2,00 CR	
		HD -14,65					
		MØ 43,40					
	RC,OCP						
	CYL. 4-6						
		30,00					
		x					
		66					
2987 CC 6 CYL.							
				>>			



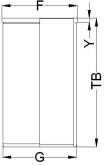








MERCEDES		Ø 86							
DIESEL ENGINE OM 629.910 OM 629.911 OM 629.912 3996 CC 8 CYL.	 RC,OCP  30,00 x 69,00	Cyl. ST 45,30 TB 71,30 HD -13,50 MØ 47,00	86,00 86,50	TA 6197372 TA 6197383	TA 7197372 TA 7197383	S16 2,50 CR,P S08 2,00 P S35 2,00 CR,P			
		 >>							

MERCEDES		Ø 87								
DIESEL ENGINE OM 602.911 OM 602.961 OM 602.962 OM 602.993 5 CYL. OM 603.950/400 OM 603.960 OM 603.961 OM 603.962 OM 603.963 6 CYL. 2497 CC 5 CYL. 2996 CC 6 CYL.	 RC,EP,OCP  28,00 x 70,00	Cyl. 5/6 ST 44,85 TB 74,85 HD -13,00 VT -1,05 -1,25 DH -9,10	87,00 87,50 88,00	TA 6197207 TA 6197218 TA 6197229	TA 7309002 TA 7309013 TA 7309024	S01 2,50 CR,P S07 2,00 P S35 3,00 CR,P	TA 4419310 SZ G 90,00 F 92,55 Y 4,70 TB 148,60 TA 4419314 G 90,30 F 92,55 Y 4,70 TB 148,60 TA 4419318 G 90,50 F 93,05 Y 5,20 TB 148,60			
		 >>								









MERCEDES		Ø 87							
DIESEL ENGINE OM 604.915 OM 604.917 4 CYL. OM 605.910 OM 605.911 OM 605.912 5 CYL. OM 606.910 OM 606.912 6 CYL. 1997 CC 4 CYL. 2497 CC 5 CYL. 2996 CC 6 CYL.	 RC  26,00 x 55,00	Cyl. 4/5/6 ST 44,90 TB 76,22 HD -4,60 VT -2,41 -2,26 DH +1,30 MØ 20,01	87,00 87,50	TA 6197211 TA 6197222	TA 7309002 TA 7309013	S01 2,50 CR,P S07 2,00 P S35 3,00 CR,P	TA 4419310 SZ G 90,00 F 92,55 Y 4,70 TB 148,60 TA 4419314 G 90,30 F 92,55 Y 4,70 TB 148,60		
		 >>							

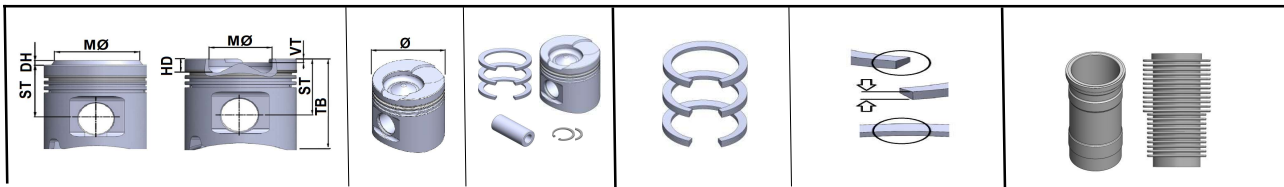
MERCEDES		Ø 88							
DIESEL ENGINE OM 611.960 OM 611.961 OM 611.980 OM 611 LA 2148 CC 4 CYL.	 RC,OCP  28,00 x 70,00	Cyl. 4 ST 42,30 TB 68,30 HD -13,30 VT -1,91 -2,42 MØ 43,10	88,00 88,50 88,75 89,00	TA 6394608 TA 6394619 TA 6394630 TA 6394641	TA 7394203 TA 7394214 TA 7394225 TA 7394236	S02 2,50 CR S07 2,00 CR S35 3,00 CR			
		 >>							


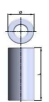
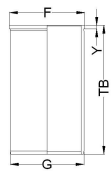
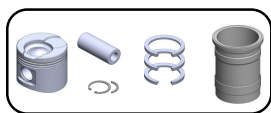




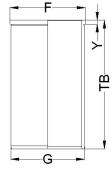



MERCEDES		Ø	88				
DIESEL ENGINE	 RC,OCP	Cyl. 4	88,00	TA 6264400	TA 7394203	S02 2,50 CRP	
		ST 44,30	88,50	TA 6264411	TA 7394214	S07 2,00 CR	
OM 646.811		TB 74,30				S35 3,00 CR	
OM 646.812		HD -13,80					
OM 646.820		VT -1,80 -2,00					
OM 646.821		MØ 47,00					
2148 CC 4 CYL.	 30,00 x 70,00						
	 >>						

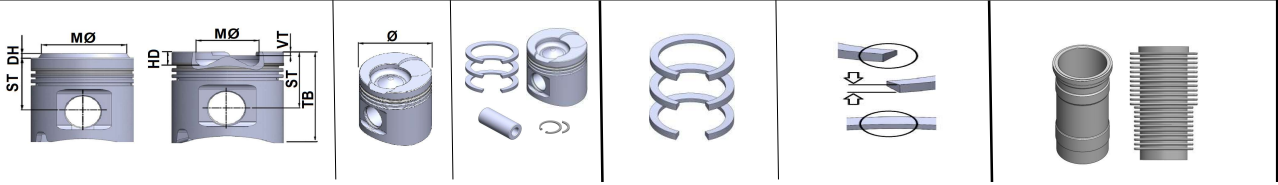
MERCEDES		Ø	88				
DIESEL ENGINE	 EP	Cyl.	88,00	TA 6394616	TA 7394260	S01 1,50 CR	
		ST 30,85	88,50	TA 6394627	TA 7394271	S26 1,75 CR	
M 272.911		TB 56,16				S37 2,50 CR,P	
M 272.920		HD + 1.39					
M 272.921 -		VT +4,41					
M 272.922		MØ 76					
M 272.940 -							
M 272.941							
M 272.942 -							
M 272.943							
M 272.944							
M 272.945							
M 272.946 -	 22,00 x 47,00						
M 272.947							
M 272.949 -							
M 272.952							
2996 CC 6 CYL.	 >>						



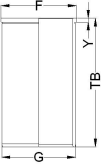







MERCEDES	Ø	88					
DIESEL ENGINE OM 611.961 OM 611.962 OM 611.980 OM 611.981 EURO 3 OM 611.983 OM 611.987 OM 611 LA 2148 CC 4 CYL . OM 612.961 OM 612.962 OM 612.963 OM 612.965 OM 612.966 OM 612.967 OM 612.981 OM 612.983 2685 CC 5 CYL. OM 613.960 OM 613.961 3222 CC 6 CYL.	 RC,OCP  30 x 70	Cyl. 4/5/6 ST 42,30 TB 72,30 HD -13,80 VT -1,80 -2,10 MØ 43,50	88,00 88,50 88,75 89,00	TA 6394208 TA 6394219 TA 6394230 TA 6394241	TA 7394203 TA 7394214 TA 7394225 TA 7394236	S02 2,50 CR S07 2,00 P S35 3,00 CR,P	TA 4410870 G 91,00 F 93,00 Y 5,00 TB 147,00 
		 >>					

MERCEDES	Ø	88					
DIESEL ENGINE OM 611.961 OM 611.962 OM 611 LA OM 611.980 OM 611.981 OM 611.987 2151 CC 4 CYL . OM 612.961 OM 612.962 OM 612.963 OM 612.965 OM 612.966 OM 612.967 OM 612.981 OM 612.983 2686 CC 5 CYL. OM 613.960 OM 613.961 3222 CC 6 CYL.	 RC,OCP  30,00 x 70,00	Cyl. 4/5/6 ST 42,30 TB 68,30 HD -13,80 VT -1,79 -2,12 MØ 43,50	88,00 88,50 88,75 89,00	TA 6394205 TA 6394216 TA 6394220 TA 6394231	TA 7394203 TA 7394214 TA 7394225 TA 7394236	S02 2,50 CR S07 2,00 P S35 3,00 CR,P	TA 4410870 G 91 F 93 Y 5 TB 147 
		 >>					





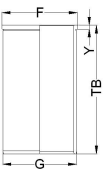





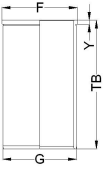

MERCEDES		Ø 89							
GASOLINE ENGINE M 102.920 M 102.921 M 102.922 M 102.924 M 102.961 M 102.962 M 102.963 M 102.964 1996 CC 4 CYL.	 SP  22,00 x 56,00	Cyl. 4 ST 43,20 TB 79,70 VT -1,60 -2.10	89,00 89,50 90,00	TA 6381418 TA 6381429 TA 6381440	TA 7309056 TA 7309067 TA 7309078	S01 1,75 CR S26 2,00 P S35 3,50 CR,P	TA 4410889 G 92,00 F 94,60 Y 4,70 TB 146,10		
	 >>								

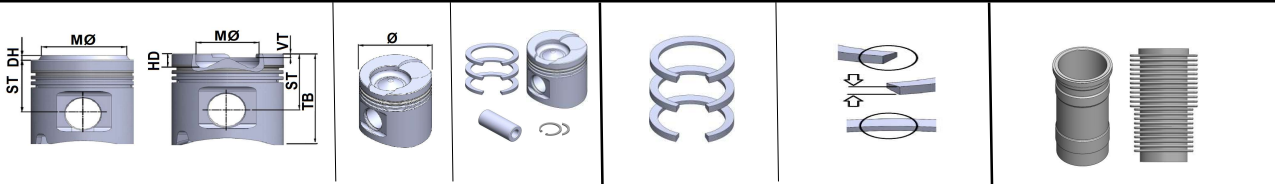
MERCEDES		Ø 89							
DIESEL ENGINE OM 601.970 2299 CC 4 CYL. OM 603.970 OM 603.971 OM 603.972 3449 CC 6 CYL.	 RC,OCP  28,00 x 70,00	Cyl. 4/6 ST 44,65 TB 74,65 HD -9,05 VT -1,05 -1,25	89,00 89,50 90,00	TA 6381414 TA 6381425 TA 6381436	TA 7376504 TA 7376515 TA 7376537	S01 2,50 CR S06 2,00 P S35 3,00 CR	TA 4410882 G 91,50 F 94,05 Y 4,70 TB 156,50 TA 4410885 G 92,00 F 94,10 Y 4,80 TB 156,80		
	 >>								

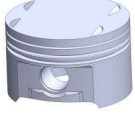

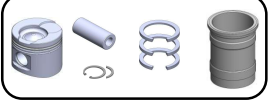







MERCEDES		Ø 89							
DIESEL ENGINE OM 602.980 EURO 2 OM 602.982 OM 602.983 OM 602.984 OM 602.985 EURO 2 OM 602.986 OM 602.989 EURO 2 2874 CC 5 CYL.	 RC,OCP  28,00 x 70,00	Cyl. 5 ST 44,75 TB 71,25 HD -16,73 VT -0,30 -0,60 MØ 42,00	89,00 89,50 90,00	TA 6381406 TA 6381410 TA 6381421	TA 7376504 TA 7376515 TA 7376537	S01 2,50 CR S26 2,00 S35 3,00 CR	TA 4410878 SZ G 91,50 F 96,50 Y 4,70 TB 156,50 TA 4410882 G 91,50 F 94,05 Y 4,70 TB 156,50 TA 4410885 G 92,00 F 94,10 Y 4,80 TB 156,80		
		 >>							

MERCEDES		Ø 89							
DIESEL ENGINE OM 601.900 OM 601.940 OM 601.941 OM 601.942 OM 601.943 OM 661.991 2299 CC 4 CYL. OM 602.900 OM 602.940 OM 602.941 OM 602.942 OM 602.946 OM 602.947 OM 602.948 OM 602.991 OM 602.994 OM 602.995 OM 662.911 2874 CC 5 CYL.	 RC,SP  26,00 x 62,00	Cyl. 4/5 ST 44,65 TB 74,65 HD -9,05 VT -1,05 -1,25	89,00 89,50 89,70 90,00	TA 6376506 TA 6376510 TA 6376521 TA 6376532	TA 7376504 TA 7376515 TA 7376526 TA 7376537	S01 2,50 CR S26 2,00 S35 3,00 CR	TA 4410878 SZ G 91,50 F 96,50 Y 4,70 TB 156,50 TA 4410882 G 91,50 F 94,05 Y 4,70 TB 156,50 TA 4410885 G 92,00 F 94,10 Y 4,80 TB 156,80		
		 >>							



MERCEDES		Ø 89,9					
GASOLINE ENGINE M 111.E20 M 111.940 M 111.941 1998 CC 4 CYL.		Cyl. 4	89,90	TA 6381426	TA 7309060	S01 1,50 CR	
		ST 31,65	90,15	TA 6381437	TA 7309071	S26 1,75 P	
		TB 55,15	90,40	TA 6381448	TA 7309082	S35 3,00 CR,P	
		VT -1,90 -1,40					
	 22,00 x 56,00						
	 >>						

MERCEDES		Ø 89,9					
GASOLINE ENGINE M 111.942 M 111.945 M 111.946 M 111.950 M 111.951 M 111.952 1998 CC 4 CYL.		Cyl. 4	89,90	TA 6381470	TA 7309060	S01 1,50 CR	
		ST 30,00	90,15	TA 6381481	TA 7309071	S26 1,75 P	
		TB 59,50	90,40	TA 6381492	TA 7309082	S35 3,00 CR	
		VT -1,30					
		DH +6,00					
	 22,00 x 56,00						
	 >>						









TARABUSI is a registered trademark of FINIMPIANTI a trusted brand in the spare parts world. www.at-tarabusi.com

Non original engine parts. OEMs names and part numbers are for reference purpose only. All pictures shown are for illustration purpose only.




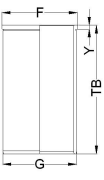
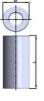




MERCEDES		Ø 89,9					
GASOLINE ENGINE M 111.960 M 111.961 2199 CC 4 CYL.	 SP  22,00 x 56,00	Cyl. 4 ST 32,90 TB 59,90 HD -1,50 VT -1,99 -2,98 MØ 70,00	89,90 90,15 90,40	TA 6381430 TA 6381441 TA 6381452	TA 7309060	S01 1,50 CR S26 1,75 P S35 3,00 CR	
		 >>					


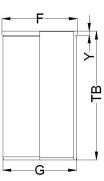
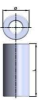

MERCEDES		Ø 89,9					
GASOLINE ENGINE M 112.912 M 112.913 M 112.914 M 112.915 M 112.916 M 112.917 2597 CC 6 CYL.	 EP  22,00 x 52,00	Cyl. 6 ST 33,70 TB 60,10 VT -2,04 DH 1,39	89,90 90,15 90,40	TA 6381434 TA 6381445 TA 6381456	TA 7309064 TA 7309075 TA 7309086	S01 1,50 CR S21 1,75 P S38 3,00 CR	
		 >>					






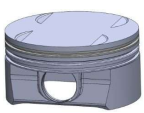
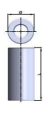
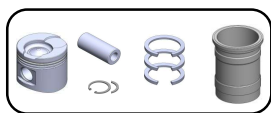
MERCEDES		Ø 90,9							
DIESEL ENGINE		Cyl. 4/5	90,90	TA 6278506	TA 7197304	S01 3,00 CR	TA 4410862		
		ST 48,35	91,00	TA 6278204	TA 7197330	S06 2,00 P	SZ		
		TB 81,85	91,50	TA 6278215	TA 7197326	S35 4,00 CR	G 94,10		
		HD -6,27	91,70	TA 6278226	TA 7197341		F 96,00		
		VT -1,15 -1,15					Y 4,80		
		MØ 60,20					TB 158,40		
	RC,SP								
2399 CC 4 CYL.		26,00							
		x							
		74,00							
2998 CC 5 CYL.									
									


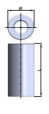



MERCEDES		Ø 90,9							
DIESEL ENGINE		Cyl. 4/5	90,90	TA 6197306	TA 7197304	S01 3,00	TA 4410862		
		ST 48,35	91,00	TA 6197310	TA 7197330	S06 2,00	SZ		
		TB 81,85	91,50	TA 6197321	TA 7197326	S35 4,00	G 94,10		
		HD -8,85	91,70	TA 6197332	TA 7197341		F 96,00		
		VT -1,15					Y 4,80		
							TB 158,40		
	RC,SP								
2399 CC 4 CYL.		26,00							
		x							
		74,00							
2998 CC 5 CYL.									
									













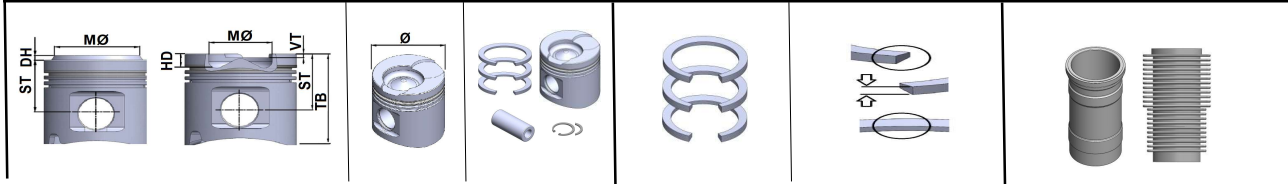
MERCEDES		Ø 92,9					
GASOLINE ENGINE M 272.960 M 272.961 M 272.964 M 272.965 M 272.966 M 272.967 M 272.970 M 272.971 M 272.972 M 272.975 M 272.977 M 272.978 M 272.979 M 272.980 M 272.988 M 272.991 EURO 4 3498 CC 6 CYL. M 273.922 M 273.923 M 273.924 4663 CC - 8 CYL.	 EP  22,00 x 52,00	Cyl. 6/8 ST 30,43 TB 50,83 VT -1,55	92,90 93,15 93,40	TA 6197334 TA 6197345 TA 6197356	TA 7197360 TA 7197371 TA 7197382	S01 1,50 NIT S26 1,75 P S37 2,50 NIT	
		 >>					




MERCEDES		Ø 92,9					
GASOLINE ENGINE M 278.920 M 278.922 M 278.927 M 278.928 M 278.929 M 278.932 4663 CC 8 CYL.	 EP  24 x 56	Cyl. ST 32,30 TB 55,80 HD -5,20 VT +2,50 MØ 57,70	92,90 93,15 93,40	TA 6197368 TA 6197379 TA 6197390	TA 7197364 TA 7197375 TA 7197386	S01 1,20 CR S26 1,50 CR S37 2,00 CR,P	
		 >>					






MERCEDES		Ø 95,5									
GASOLINE ENGINE M 102.979 M 102.980 M 102.981 M 102.982 M 102.985 2299 CC 4 CYL.	 SP	Cyl. 4 ST 43,20 TB 78,70 HD -1,85 VT -1,75 -3,46 MØ 70,00	95,50 95,75 96,00 96,50	TA 6197330 TA 6197336 TA 6197341 TA 6197352	TA 7309068 TA 7309080 TA 7309079 TA 7309090	S01 1,75 CR S26 2,00 S35 3,50 CR	TA 4410893 SZ G 98,50 F 100,30 Y 4,70 TB 147,00				
		 22,00 x 56,00	ST : 42,90 TB : 78,40	95,75 96,00 96,50	TA 6197336 TA 6197341 TA 6197352						
											
		>>									

MINI		Ø 75									
DIESEL ENGINE 9HZ - DV6TED4 EURO 4 1560 CC 4 CYL.	 RC,OCP	Cyl. 4 ST 41,70 TB 65,30 HD -13,20 VT -1,16 -1,16 MØ 41,70	75,00 75,50 76,00	TA 6395001 TA 6395012 TA 6395023	TA 7395006 TA 7395010 TA 7395021	S01 3,00 CR S26 1,95 P S35 2,50 CR	TA 4422330 SZ G 78,00 F 79,50 Y 5,00 TB 142,00				
		 26 x 61									
											
		>> TA 5107120									

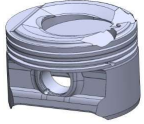







MINI	Ø	77				
GASOLINE ENGINE EP3 1397 CC 4 CYL.		Cyl. 4 ST 27,50 TB 47,50 VT -5,7 -3,8 MØ 56,60	77,00 77,40 77,50	TA 680032 TA 680037 TA 680054	TA 7382644 TA 7382660 TA 7382655	S02 1,20 P,MO S26 1,50 P S37 2,00 CR
		 18 x 43	 >>			

MINI	Ø	77				
GASOLINE ENGINE N18 B16A 1598 CC 4 CYL.		Cyl. 4 ST 28,50 TB 51,20 HD -2,70 VT -3,50 MØ 34,70	77,008 77,40 77,508	TA 6800075 TA 6800086 TA 6800097	TA 7382644 TA 7382660 TA 7382655	S02 1,20 P,MO S26 1,50 P S37 2,00 CR
		EP  20 x 48	 >>			









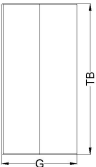


MINI	Ø	77				
GASOLINE ENGINE N14B16A 1598 CC 4 CYL.		Cyl. 4 ST 30,40 TB 50,10 HD -5,30 VT -3,70 -3,70	77,00 77,40 77,50	TA 6800120 TA 6800131 TA 6800142	TA 7382644 TA 7382660 TA 7382655	S02 1,20 P,MO S26 1,50 P S37 2,00 CR
		 20 x 48	 >>			

MINI	Ø	77				
GASOLINE ENGINE N12 B16A 1598 CC 4 CYL.		Cyl. 4 ST 27,50 TB 47,50 HD -5,70 VT -3,80 -2,0 MØ 56,80	77,00 77,40 77,50	TA 6800052 TA 6800284 TA 6800074	TA 7382644 TA 7382660 TA 7382655	S02 1,20 P,MO S26 1,50 P S37 2,00 CR
		 18 x 43	 >>			

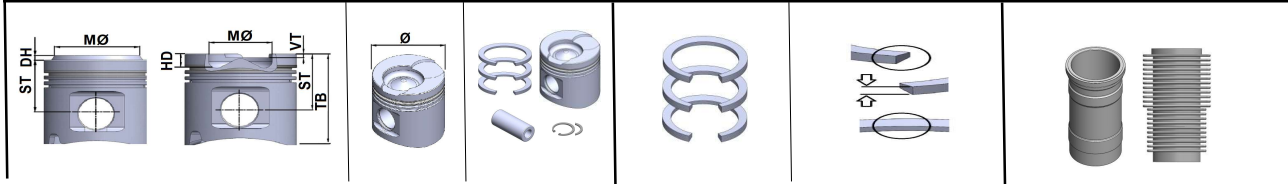



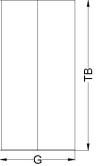

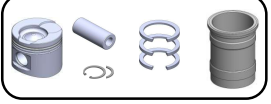



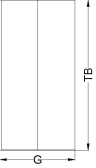

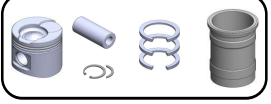
MITSUBISHI		Ø 85							
DIESEL ENGINE		Cyl. 4	85,00	TA 6930060	TA 7360438	S16 2,50	CCL,P		
		ST 48,70	85,50	TA 6930066	TA 7360449	S08 2,00	P		
4HK		TB 74,70	85,60	TA 6930071	TA 7360460	S35 2,00	NIT,S		
4HN		HD -13,50							
EURO 4		VT -0,38 -0,38							
2179 CC 4 CYL.		MØ 52,40							
	RC,OCP								
		30,00							
		x							
		68,00							
									

MITSUBISHI		Ø 91,1							
DIESEL ENGINE		Cyl. 4	91,10	TA 6397101	TA 7360404	S13 2,50	CR	TA 4422316	
		ST 48,70	91,60	TA 6397112	TA 7360415	S13 2,00	CR	SZ	
4D56DI - D		TB 78,70	92,10	TA 6397123	TA 7360426	S35 4,00	CR	G 94,18	
2477 CC 4 CYL.		HD -1,60						TB 165,00	
	RC,OCP,EP								
	CYL. 1 - 3								
		32,00							
		x							
		74,50							
									




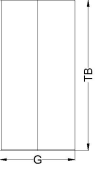





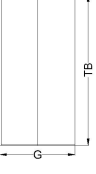


MITSUBISHI		Ø 91,1							
DIESEL ENGINE 4D56DI - D 2477 CC 4 CYL.		Cyl. 4 ST 48,70 TB 78,70 HD -1,60	91,10 91,60 92,10	TA 6397705 TA 6397716 TA 6397727	TA 7360404 TA 7360415 TA 7360426	S13 2,50 CR S13 2,00 CR S35 4,00 CR	TA 4422316 SZ G 94,18 TB 165,00		
	RC,OCP,EP CYL. 2-4  32,00 x 74,50								
 >>									

MITSUBISHI		Ø 91,1							
DIESEL ENGINE 4D56T 2469 CC 4 CYL.		Cyl. 4 ST 48,70 TB 88,70 HD -1,60	91,10 91,60 92,10	TA 6380205 TA 6380216 TA 6380220	TA 7360404 TA 7360415 TA 7360426	S13 2,50 CR S13 2,00 CR S35 4,00 CR	TA 4422316 SZ G 94,18 TB 165		
	RC,OCP,SP CYL. 1-3  29,00 x 75,00								
 >>									




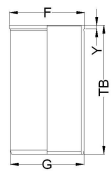
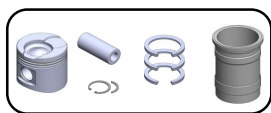
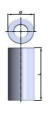




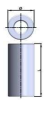
MITSUBISHI		Ø 91,1							
DIESEL ENGINE		Cyl. 4	91,1	TA 6361106	TA 7360404	S13 2,50 CR	TA 4422316		
		ST 48,70	91,60	TA 6361110	TA 7360415	S13 2,00 CR	SZ		
4D55TDI		TB 88,70	92,10	TA 6361121	TA 7360426	S35 4,00 CR	G 94,18		
4D56TDI		HD -2,8					TB 165,00		
2477 CC 4 CYL.		VT -3,0							
	RC,OCP,SP								
	CYL. 2 -4								
	 29,00 x 75,00								
	 >>								

MITSUBISHI		Ø 91,1							
DIESEL ENGINE		Cyl. 4	91,1	TA 6364702	TA 7360404	S13 2,50 CR	TA 4422316		
		ST 48,70	91,60	TA 6364713	TA 7360415	S13 2,00 CR	SZ		
4D55TDI		TB 88,70	92,10	TA 6364724	TA 7360426	S35 4,00 CR	G 94,18		
4D56TDI		HD -2,8					TB 165,00		
2477 CC 4 CYL.		VT -3,0							
	RC,OCP,SP								
	CYL. 1 -3								
	 29,00 x 75,00								
	 >>								



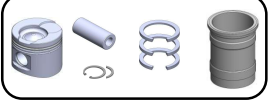




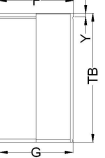



MITSUBISHI		Ø 95,8							
DIESEL ENGINE : 4P10 - T2 EURO 5 4P10 - T6 EURO 5 2999 CC 4 CYL.	 RC,OCP	Cyl. 4 ST 63,00 TB 92,90 HD -16,00 MØ 50,50	95,80 96,20 96,60	TA 6351838 TA 6351849 TA 6351860	TA 7432066 TA 7432077 TA 7432088	S16 2,50 CRP S06 2,00 P S35 2,50 CRP	TA 4411049 SF G 99,00 F 103,00 Y 4,00 TB 175,00		
		 36,00 x 81,00	>>						

NISSAN		Ø 69							
GASOLINE ENGINE D4F 712 1149 CC 4 CYL.	 	Cyl. 4 ST 26,70 TB 44,70 HD + 1,00 MØ 60,00	69,00 69,50	TA 6330448 TA 6330459	TA 7390404 TA 7390415	S01 1,20 CR S26 1,50 P S38 2,50 CR,ST			
		 17,50 x 54,00	>>						



NISSAN		Ø 72,2							
GASOLINE ENGINE H4B 408 3 CYL. 898 CC	  20,00 x 47,20	Cyl. 72,20 72,70	TA 6331428 TA 6331439	TA 7393755 TA 7393766	S02 1,20 PVD, S26 1,50 CR S35 2,00 CR,ST				
		ST 31,25 TB 49,00 HD -5,00 VT 2,50 1,18 MØ 57,00	 >>						

NISSAN		Ø 76							
DIESEL ENGINE K9K 270 K9K 274 K9K 700 K9K 704 K9K 708 K9K 710 K9K 714 K9K 722 1461 CC 4 CYL.	 RC  26,00 x 60,00	Cyl. 4 76,00 76,50	TA 6389600 TA 6389611	TA 7389502 TA 7389513	S02 2,00 CR,P S03 2,00 P S35 2,50 CR,P	TA 4076417 G 79,10 F 81,00 Y 5,00 TB 142,00			
		ST 41,78 TB 66,00 HD -14,00 VT -0,28 -0,48 MØ 39,70	 >>						



NISSAN

Ø 76

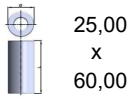
DIESEL ENGINE

K9K 270
K9K 274
K9K 700
K9K 704
K9K 708
K9K 710
K9K 714
K9K 722

1461 CC 4 CYL.



RC



25,00
x
60,00

Cyl. 4
ST 41,78
TB 66,00
HD -14,00
VT -0,28 -0,48
MØ 39,70

76,00

76,50

TA 6389504

TA 6389515

TA 7389502

TA 7389513

S01 2,00 CR,P

S06 2,00 P

S35 2,50 CR,P

TA 4076417


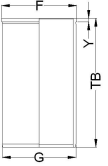
SF

G 79,10

F 81,00

Y 5,00

TB 142,00



>>

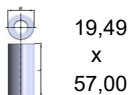
NISSAN

Ø 78,5

GASOLINE ENGINE

TU5JP4

1587 CC 4 CYL.



19,49
x
57,00

Cyl. 4
ST 32,35
TB 50,15
VT +0,15
MØ 64

78,50

79,00

79,50

TA 6374445

TA 6374456

TA 6374467

TA 7394402


TA 7394413

TA 7394424

S01 1,20 CR

S21 1,50 P




S37 2,50 NT






>>

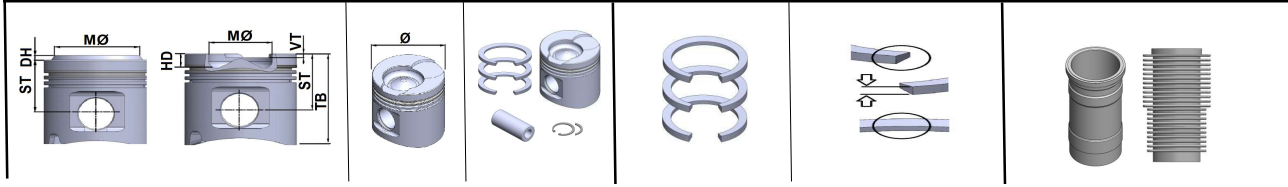




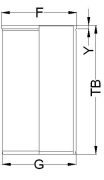




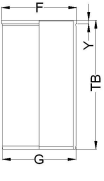

NISSAN		Ø 79,5					
GASOLINE ENGINE K4M 752 1598 CC 4 CYL.		Cyl. 4 ST 31,70 TB 55,00 HD 1,57 VT -1,3 MØ 70,00	79,50 80,00	TA 6331638 TA 6331649	TA 7381310 TA 7381321	S02 1,50 NT,ST S26 1,50 P S37 2,50 CR,ST	
		 20,00 x 62,00					
		 >>					

NISSAN		Ø 80,01					
DIESEL ENGINE R9M R9M 413 R9M 452 1598 CC 4 CYL.		Cyl. 4 ST 45,95 TB 70,48 HD -12,40 MØ 46,50	80,00 80,50	TA 6393460 TA 6393471	TA 7386312 TA 7386323	S17 2,00 NITC S06 1,75 P S35 2,00 NIT	
		RC, OCP  30,00 x 60,00					
		 >>					

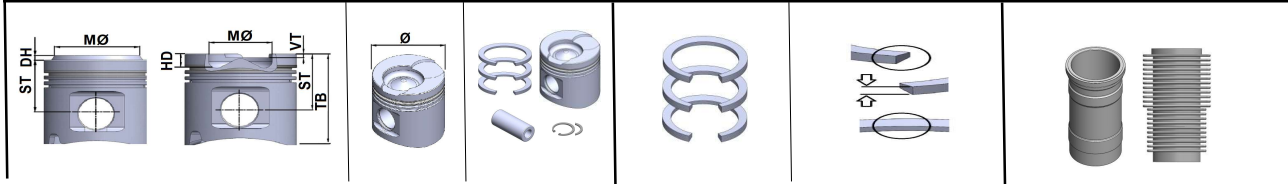



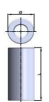
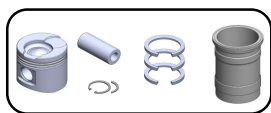




NISSAN		Ø 80,01							
DIESEL ENGINE F9Q 760 F9Q 762 F9Q 772 F9Q 774 1870 CC 4 CYL.	 RC  28,00 x 60,00	Cyl. 4 ST 47,06 TB 77,40 HD -17,80 VT -0,75 MØ 38,00	80,01 80,26 80,51	TA 6378400 TA 6378411 TA 6378422	TA 7378405 TA 7378416 TA 7378420	S02 2,50 CR S03 2,00 P S35 3,00 CR,P	TA 4076425 G 83,00 F 85,00 Y 5,00 TB 155,00		
		 >>							

NISSAN		Ø 83							
DIESEL ENGINE SD 20 1991 CC 4 CYL. SD 22 2164 CC 4 CYL. SD 30 2987 CC 6 CYL. SD 33 3246 CC 6 CYL.	 26,00 x 71,00	Cyl. 4 ST 48,00 TB 96,00 HD -0,60 VT -1,80	83,00	TA 6252606	TA 7252604	S01 2,50 CR S06 2,00 P S06 2,00 P S35 4,50 CR S31 4,50 P	SZ G 87,00 F 93,00 Y 5,00 TB 176,00		
		 >> 5252601							


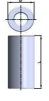
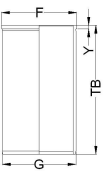




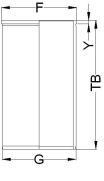



NISSAN		Ø 84					
DIESEL ENGINE M9R 760 M9R 780 EURO 4 M9R 782 1995 CC 4 CYL.	 RC, OCP  32,00 x 65,00	Cyl. 4 ST 47,92 TB 76,00 HD -14,90 VT 0,40 0,40 MØ 49,07	84,00 84,50	TA 6396902 TA 6396913	TA 7396900 TA 7396911	S14 2,50 CR S26 2,00 P S35 2,00 CR	
		 >>					




NISSAN		Ø 85					
DIESEL ENGINE RD 28 T 2826 CC 6 CYL.	RC, SP, OCP  27,00 x 66,80	Cyl. 4 ST 46,80 TB 78,30 HD VT -1,33	83,00 83,50 84,00	TA 6357105 TA 6357116 TA 6357120	TA 7239201 TA 7239212 TA 7239223	S02 2,00 CR S09 2,00 CR S35 4,00 CR	
		 >>					






NISSAN		Ø 85							
DIESEL ENGINE LD 20 LD 20 E 1952 CC 4 CYL.	 RC  25,00 x 66,60	Cyl. 4 ST 46,45 TB 86,45 HD VT -1,95 -3,38	83,00 83,50 84,00	TA 6239203 TA 6239214 TA 6239224	TA 7239201 TA 7239212 TA 7239223	S02 2,00 CR S09 2,00 CR S35 4,00 CR	TA 4421314 G 90,00 F 92,00 Y 4,50 TB 150,00 TA 4421325 G 90,50 F 92,50 Y 4,50 TB 150,00		
		 >>							

NISSAN		Ø 85							
DIESEL ENGINE LD 20 II 1952 CC 4 CYL. RD 28 2826 CC 6 CYL.	RC,SP  25,00 x 66,60	Cyl. 4 ST 46,45 TB 78,05 HD VT -1,33 -2,66	83,00 83,50 84,00	TA 6276200 TA 6276211 TA 6276222	TA 7239201 TA 7239212 TA 7239223	S02 2,00 CR S09 2,00 CR S35 4,00 CR	TA 4421314 G 90,00 F 92,00 Y 4,50 TB 150,00		
		 >>							




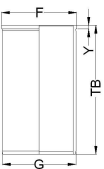
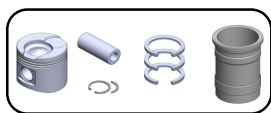





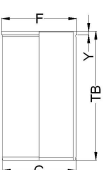

NISSAN		Ø 85					
DIESEL ENGINE M9T 702 M9T 710 2298 CC 4 CYL.	 RC, OCP, T	Cyl. 4 ST 47,83 TB 73,92 HD -16,20 VT -0,40 MØ 50,00	85,01 85,51	TA 6396945 TA 6396956	TA 7381324 TA 7381335	S14 2,00 CR,ST S06 1,75 CR,P S35 2,00 CR	
		 32,00 x 67,50					
		>>					

NISSAN		Ø 85,01					
DIESEL ENGINE M9T 670 M9T 672 EURO 5 M9T 676 EURO 4 M9T 678 M9T 680 M9T 686 M9T 690 EURO 5 M9T 692 M9T 694 M9T 696 EURO 4 M9T 698 EURO 5 2298 CC 4 CYL.	 RC, OCP	Cyl. 4 ST 47,88 TB 76,00 HD -16,20 VT -0,40 MØ 50,00	85,01 85,51	TA 6396908 TA 6396919	TA 7381360 TA 7381371	S14 2,50 CR,P S06 2,00 CR,P S35 2,00 CR	
		 32,00 x 65,00					
		>>					






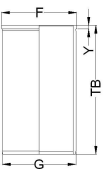
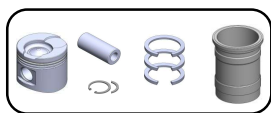






NISSAN		Ø 89							
DIESEL ENGINE YD 25 DDTi 2488 CC 4 CYL.	 RC,OCP  28,00 x  68,00	Cyl. 4 ST 48,78 TB 76,80 HD -16,69 VT -0,75 -1,20 MØ 48,50	89,00 89,50	TA 6396313 TA 6396324	TA 7396303 TA 7396314	S11 2,06 CR S14 2,00 CR S35 3,00 CR	TA 4704788 SZ G 91,50 F 92,50 Y 5,00 TB 166,00		
		 >>							

NISSAN		Ø 89							
DIESEL ENGINE YD 25 DDTi 2488 CC 4 CYL.	 RC,OCP  28,00 x  70,80	Cyl. 4 ST 49,00 TB 74,00 HD -17,30 MØ 47,40	89,00 89,50	TA 6396321 TA 6396332	TA 7396303 TA 7396314	S11 2,06 CR S14 2,00 CR S35 3,00 CR	TA 4704788 SZ G 91,50 F 92,50 Y 5,00 TB 166,00		
		 >>							


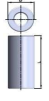
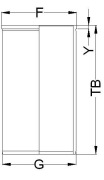





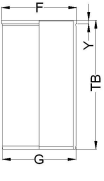



NISSAN		Ø 89							
DIESEL ENGINE YD 25 DDTi TICD22 2488 CC 4 CYL.	 RC,OCP  28,00 x  61,00	Cyl. 4 ST 48,85 TB 80,10 HD -18,10 VT -0,75 -1,20 MØ 43,00	89,00 89,50	TA 6396305 TA 6396316	TA 7396303 TA 7396314	S11 2,06 CR S14 2,00 CR S35 3,00 CR	TA 4704788 SZ G 91,50 F 92,50 Y 5,00 TB 166,00		
		 >>							

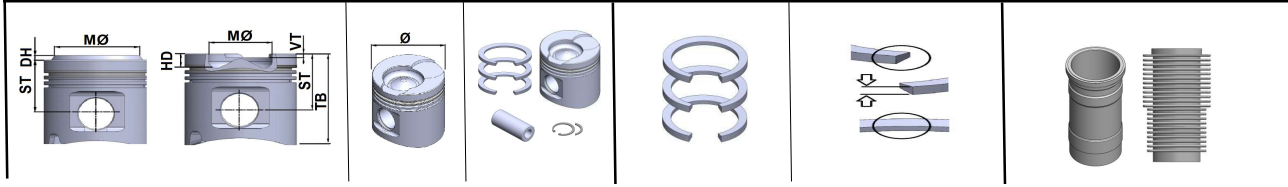
NISSAN		Ø 89							
GASOLINE ENGINE Z24 Z24S Z24i 2389 CC 4 CYL.	  21,00 x  66,50	Cyl. 4 ST 33,80 TB 70,40 HD -4,00 VT -1,20 -2,00 MØ 77,35	89,00 89,50	TA 6396329 TA 6396340	530 KR00100 530 KR00101	S01 2,00 CR S06 1,50 P S35 4,00 CR			
		 >>							


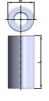






NISSAN		Ø 89							
DIESEL ENGINE G9U 720 G9U 730 EURO 3 2464 CC 4 CYL.	 RC  31,00 x 65,00	Cyl. 4 ST 53,03 TB 83,09 HD -17,85 VT -1,60 -2,00 MØ 43,20	89,00 89,50	TA 6369812 TA 6369823	TA 7389808 TA 7389819	S11 2,50 CR,P S26 1,75 P S35 2,50 CR,P	TA 4076439 G 92,00 F 93,50 Y 5,00 TB 168,00		
		 >>							

NISSAN		Ø 89							
DIESEL ENGINE G9U 720 G9U 730 EURO 3 2464 CC 4 CYL.	 RC  31,00 x 65,00	Cyl. 4 ST 53,03 TB 83,09 HD -17,85 VT -1,60 -2,00 MØ 43,20	89,00 89,50	TA 6389806 TA 6389810	TA 7389804 TA 7389815	S16 3,00 CR,P S26 1,75 P S35 2,50 CR,P	TA 4076439 G 92,00 F 93,50 Y 5,00 TB 168,00		
		 >>							

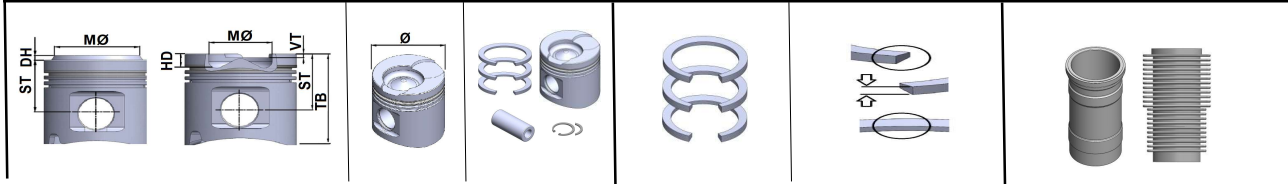




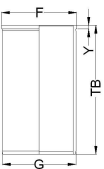





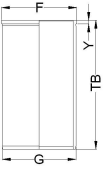

NISSAN		Ø	89				
DIESEL ENGINE G9U 650 EURO 4 2464 CC 4 CYL.	 RC - OCP  31,00 x 68,00	Cyl. 4 ST 53,075 TB 83,09 HD -16,13 MØ 48,00	89,00	TA 6745001	TA 7389804	S16 3,00 CR,P	
			89,50	TA 6745012	TA 7389815	S21 1,75 CR,P	S35 2,50 CR
		 >>					

NISSAN		Ø	89				
DIESEL ENGINE G9U 650 EURO 4 2464 CC 4 CYL.	 RC  31,00 x 65,00	Cyl. 4 ST 53,075 TB 83,09 HD -16,13 VT -1,50 -1,80 MØ 48,00	89,00	TA 6389830	TA 7389804	S16 3,00 CR,P	
			89,50	TA 6389841	TA 7389815	S21 1,75 CR,P	S35 2,50 CR
		 >>					


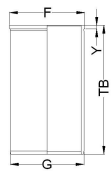
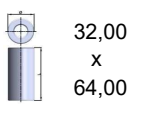
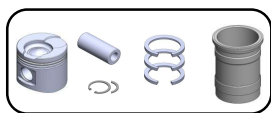



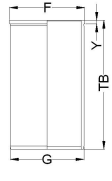
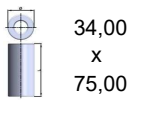



NISSAN		Ø 94							
DIESEL ENGINE A 4.28 2820 CC 4 CYL.	 RC,SP  34,00 x 75,00	Cyl. 4 ST 60,60 TB 105,60 HD VT -2,80	94,00 94,50 95,00	TA 6239306 TA 6239310 TA 6239321	TA 7239304 TA 7239315 TA 7239326	S04 2,50 CR S07 2,50 P S35 4,00 CR	TA 4412310 G 97,65 F 103,50 Y ? TB 190,20		
		 >>							

NISSAN		Ø 94							
DIESEL ENGINE A 4.28 .1 2820 CC 4 CYL.	 RC,SP  34,00 x 69,00	Cyl. 4 ST 60,60 TB 105,60 HD VT -1,35	94,00 94,50 95,00	TA 6276502 TA 6276513 TA 6276524	TA 7239304 TA 7239315 TA 7239326	S04 2,50 CR S07 2,50 P S35 4,00 CR	TA 4412310 G 97,65 F 103,50 Y ? TB 190,20		
		 >>							


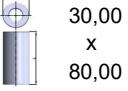

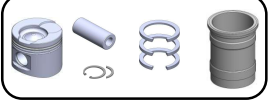



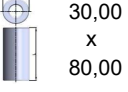


NISSAN		Ø 94									
DIESEL ENGINE A 4.28 II 2820 CC 4 CYL.	 RC,EP,SP	Cyl. 4 ST 50,05 TB 81,25 HD VT -1,35 -2,70	94,00 94,50 95,00	TA 6301702 TA 6301713 TA 6301724	TA 7296800 TA 7296811 TA 7296822	S01 3,00 CR S01 2,50 P S35 3,00 CR	TA 4412310 G 97,65 F 103,50 Y ? TB 190,20		 32,00 x 64,00		
		 >>									

NISSAN		Ø 94									
DIESEL ENGINE A 4.28 T 2820 CC 4 CYL.	 RC,SP	Cyl. 4 ST 60,65 TB 105,65 HD VT -2,80	94,00 94,50 95,00	TA 6239402 TA 6239413 TA 6239424	TA 723400 TA 7239411 TA 7239422	S19 3,00 MOL S08 2,50 P S35 4,00 CR	TA 4412310 G 97,65 F 103,50 Y ? TB 190,20		 34,00 x 75,00		
		 >>									


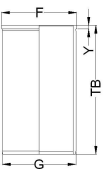





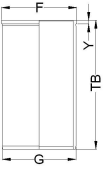




NISSAN		Ø 96							
DIESEL ENGINE BD 30 2953 CC 4 CYL.	 OCP,SP  30,00 x 80,00	Cyl. 4 ST 53,10 TB 89,50 HD -20,00	96,00	TA 6374104	TA 7374006	S14 2,55 MOL S07 2,00 CR S35 3,00 CR	TA 4421911 SZ G 99,00 F 105,00 Y 5,00 TB 172,50		TA 4421966 G 99,35 F 105,00 Y 5,00 TB 172,50
		 >>							

NISSAN		Ø 96							
DIESEL ENGINE BD - 30 Ti 2953 CC 4 CYL.	 RC,SP  30,00 x 80,00	Cyl. 4 ST 53,10 TB 89,50 HD -20,40 VT -0,20 -0,50 MØ 44,70	96,00 96,50	TA 6389401 TA 6389412	TA 7374006 TA 7374017	S14 2,55 MOL S07 2,00 CR S35 3,00 CR	TA 4421911 SZ G 99,00 F 105,00 Y 5,00 TB 172,50		
		 >>							


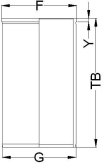




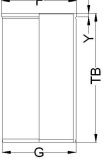

NISSAN		Ø 96							
DIESEL ENGINE BD - 30 Ti 2953 CC 4 CYL.	 RC,SP,OCP	Cyl. 4 ST 53,10 TB 89,50 HD -21,30 VT -0,20 -0,50 MØ 44,70	96,00 96,50	TA 6374001 TA 6374012	TA 7374006 TA 7374017	S14 2,55 MOL S07 2,00 CR S35 3,00 CR	TA 4421911 SZ G 99,00 F 105,00 Y 5,00 TB 172,50		
		 30,00 x 80,00	 >>						

NISSAN		Ø 96							
DIESEL ENGINE TD 27 TI TD 27 ETi EURO 2 2664 CC 4 CYL.	 RC,OCP,SP	Cyl. 4 ST 50,45 TB 74,00 HD -1,50	96,00	TA 6368600	TA 7358901	S14 2,50 C4R S05 2,00 CR S35 3,00 CR	TA 4420511 SZ G 99,00 F 105,00 Y 5,00 TB 160,00		
		 30,00 x 79,85	 >>						


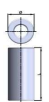
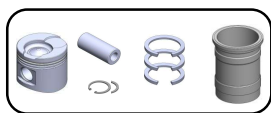







NISSAN		Ø	100						
DIESEL ENGINE B 4.40 NA, Euro1 3990 CC 4 CYL.	 RC,SP	Cyl. 4 ST 70,35 TB 109,97 HD -22,40 MØ 52,00	100,00	TA 6389202	TA 7353603	S17 3,00 CR,P S06 2,50 P S35 4,00 CR	TA 4412516 SZ G 104,254 F 110,00 Y ? TB 227,4		TA 4422611 G 104,279 F 107,44 Y 3,86 TB 226,30
									

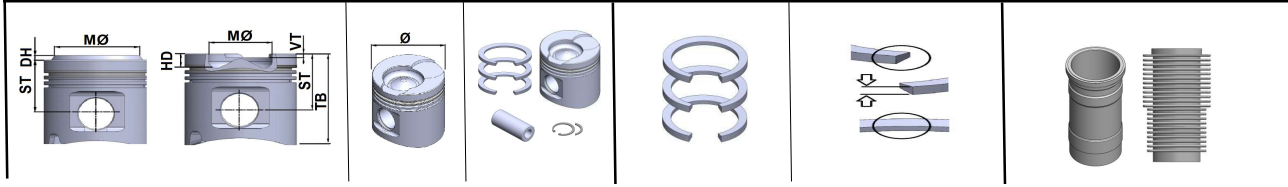
NISSAN		Ø	100						
DIESEL ENGINE B 4-40 Ti 3990 CC 4 CYL. B 6.60 Ti - L 5985 CC 6 CYL.	 RC,SP	Cyl. 4 ST 70,27 TB 109,97 HD -21,20	100,00	TA 6353605	TA 7353603	S17 3,00 CR,P S06 2,50 P S35 4,00 CR	TA 4412516 SZ G 104,254 F 110,00 Y ? TB 227,4		TA 4422611 G 104,279 F 107,44 Y 3,86 TB 226,30
									


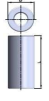
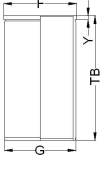





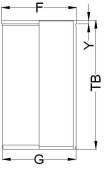

OPEL	Ø 69,6					
DIESEL ENGINE A13 DTC EURO 5 1248 CC 4 CYL.	 RC	Cyl. 4 ST 40,30 TB 62,43 HD 12,70 VT 1,153 0,904 MØ 37,00	69,60 70,00 70,20	TA 6427960 TA 6427971 TA 6427982	TA 7427200 TA 7427211 TA 7427222	S45 1,50 CER S06 1,50 P S35 2,00 CR
		 23 x 56,7	 >>			

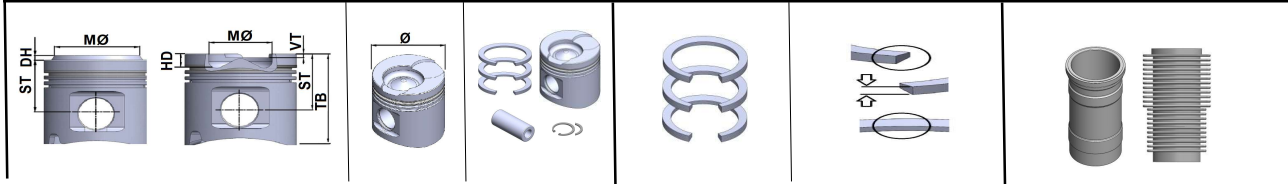
OPEL	Ø 69,6					
DIESEL ENGINE A13 DTE A13 DTR EURO 5 A13 FD EURO 5 Z13 DTE EURO 4 1248 CC 4 CYL.	 RC,OCP	Cyl. 4 ST 40,43 TB 62,43 HD 12,70 VT 1,15 0,90 MØ 37,00	69,60 70,00 70,20	TA 6427980 TA 6427986 TA 6427991	TA 7427200 TA 7427211 TA 7427222	S45 1,50 CER S06 1,50 P S35 2,00 CR
		 23 x 57	 >>			

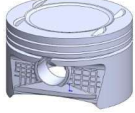

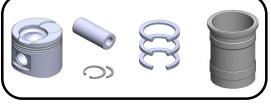


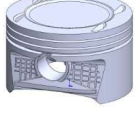




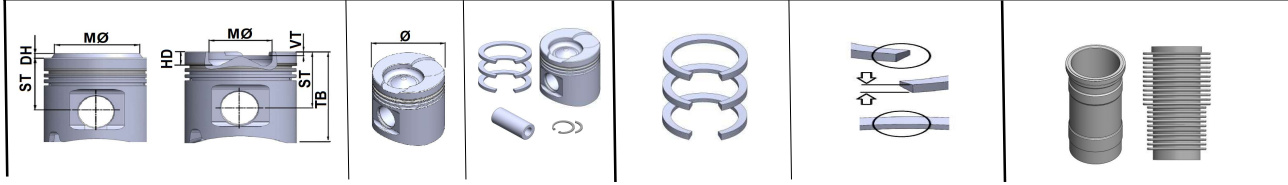
OPEL	Ø 69,6							
DIESEL ENGINE Z13DT Z13DTH EURO 4 1248 CC 4 CYYL.	 RC,OCP  23 x 56,70	Cyl. 4 ST 40,43 TB 62,43 HD 12,40 VT -0,90 -1,15 MØ 38,00	69,60 70,00 70,20	TA 6427864 TA 6427886 TA 6427875	TA 7427964 TA 7427975 TA 7427986	S01 2,00 CR,P S06 1,50 P S35 2,00 CR,P	TA 4411025 SZ G 72,10 F 73,60 Y 5 TB 142	
		 >>						




OPEL	Ø 69,6							
DIESEL ENGINE Y13 DT EURO 3 - EURO 4 Z13 DT EURO 4 1248 CC 4 CYL.	 RC  23,00 x 56,50	Cyl. 4 ST 40,43 TB 63,43 HD -12,40 VT -1,00 -1,20 MØ 38,00	69,60 70,00 70,20	TA 6427860 TA 6427871 TA 6427882	TA 7427964 TA 7427975 TA 7427986	S01 2,00 CR,P S26 1,50 S35 2,00 P	TA 4411017 SZ G 72,50 F 74,00 Y 5,00 TB 142,00 TA 4411021 G 72,50 F 74,50 Y 5,00 TB 142,00	
		 >>						






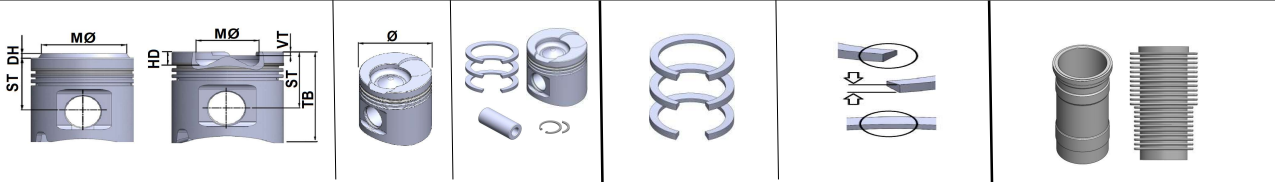
OPEL	Ø 73,4					
GASOLINE ENGINE Z 10 XEP 998 CC 3 CYL.	  18,00 x 51,00	Cyl. 3 ST 24,00 TB 45,00 HD -0,82 VT -1.33 1.35 MØ 52,00	73,40 73,65 73,9	TA 6382418 TA 6382429 TA 6382440	TA 7436014 TA 7436025 TA 7436036	S01 1,20 CR S26 1,20 P S38 2,00 CR
		 >>				




OPEL	Ø 73,4					
GASOLINE ENGINE Z 14 XEP 1364 CC 4 CYL.	  18 x 51	Cyl. 4 ST 23,00 TB 44,00 HD -1.25 VT -1.33 1.35 MØ 52,,00	73,40 73,65 73,9	TA 6382406 TA 6382417 TA 6382428	TA 7436014 TA 7436025 TA 7436036	S01 1,20 CR S21 1,20 P S35 2,00 CR
		 >>				





OPEL	Ø 73,4					
GASOLINE ENGINE A 12 XEL EURO 5 A 12 XER EURO 5 B 12 XEL 1229 CC 4 CYL.	 EP	Cyl. 4 ST 26,85 TB 48,35 HD -0,60 VT -2,00 -4,70 MØ 54,60	73,40 73,65 73,90	TA 6382434 TA 6382445 TA 6382456	TA 7436014 TA 7436025 TA 7436036	S01 1,20 ST,NT S26 1,20 P S38 2,00 ST,CR
		 18 x 53	 >>			




OPEL	Ø 73,4					
GASOLINE ENGINE A 14 XEL A 14 XER A 14 XFL B14 XEJ B14 XER EURO 6 1398 CC 4 CYL.	 EP	Cyl. 4 ST 25,85 TB 46,85 HD -1,60 VT -2,40 -4,60 MØ 52,00	73,40 73,65 73,90	TA 6382426 TA 6382437 TA 6382448	TA 7436014 TA 7436025 TA 7436036	S01 1,20 ST,NT S26 1,20 P S38 2,00 ST,CR
		 18,00 x 53,00	 >>			






OPEL	Ø 75					
GASOLINE ENGINE 13 S 13 SB C 13 N 1297 CC 4 CYL.	 SP  20,00 x 65,00	Cyl. 4 ST 35,80 TB 62,40 HD -5,4 VT -3,6 MØ 63,00	75,00 75,50 75,75 76,00	TA 6244000 TA 6244011 TA 6244022 TA 6244033	TA 7244005 TA 7244016 TA 7244020 TA 7244031	S02 1,50 CR,P S06 1,50 P S31 4,00 CR,P
		 >>				

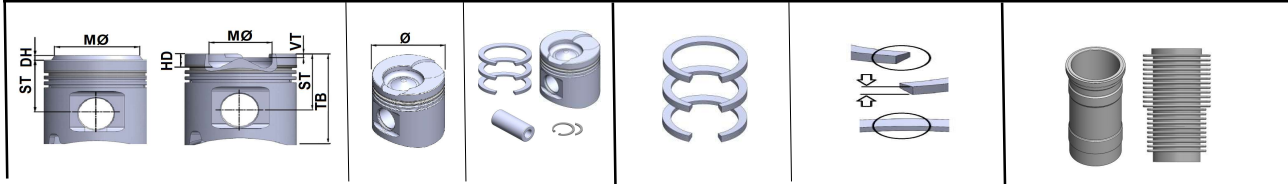
OPEL	Ø 76					
DIESEL ENGINE 15D 4EC1 1488 CC 4 CYL.	RC  22,00 x 60,00	Cyl. 4 ST 41,70 TB 71,70 HD -0,5 VT -1,6	76,00 76,500 77,00	TA 6343805 TA 6343816 TA 6343820	TA 7343803 TA 7343814 TA 7343825	S01 2,00 CR S06 1,50 P S35 3,00 CR
		 >>				

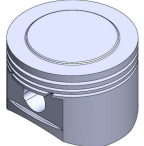







OPEL	Ø 77,6					
GASOLINE ENGINE X 14 XE 1389 CC 4 CYL.		Cyl. 4 ST 32,050 TB 53,50 HD +1,00	77,60 78,10	TA 6372203	TA 7350206 TA 7350210	S00 1,50 CR,P S06 1,50 P S31 3,00 CR,P
		ST : 53,20 TB : 31,75	78,10	TA 6372214		
	 18,00 x 55,00					
		>>				

OPEL	Ø 77,6					
GASOLINE ENGINE C 14 SEL X 14 XE ECOTEC 1389 CC 4 CYL.		Cyl. 4 ST 32,050 TB 57,00 HD +1,10 MØ 60,00	77,60 78,10	TA 6372207 TA 6372218	TA 7350206 TA 7350210	S00 1,50 CR,P S06 1,50 P S31 3,00 CR,P
		SP				
	 18,00 x 55,00					
		>>				

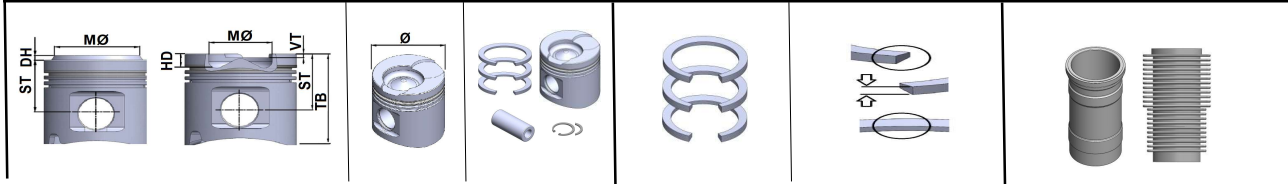



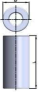



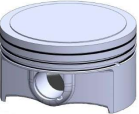
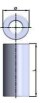

OPEL	Ø 77,6					
GASOLINE ENGINE Z 14 XE 1389 CC 4 CYL.		Cyl. 4 ST 31,30 TB 55,75 HD +2,45	77,60 77,85 78,10	TA 6350209 TA 6350220 TA 6350231	TA 7350214 TA 7350225 TA 7350236	S01 1,20 CR S06 1,50 P S31 2,00 CR
		 18,00 x 55,00	 >>			

OPEL	Ø 77,6					
GASOLINE ENGINE 14 NV C 14 NZ X 14 NZ X 14 SF 1389 CC 4 CYL.		Cyl. 4 ST 32,05 TB 52,50 HD -3,40 MØ 63,00	77,60 78,10 78,60	TA 6350201 TA 6350212 TA 6350223	TA 7350206 TA 7350210 TA 7350221	S01 1,50 CR S06 1,50 P S31 3,00 CR,P
		 18,00 x 55,00	 >>			


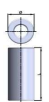
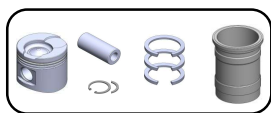




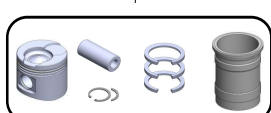


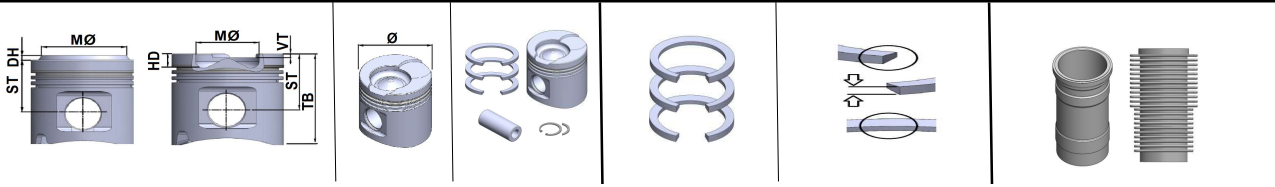
OPEL	Ø 77,6					
GASOLINE ENGINE C 14 SE 1389 CC 4 CYL.	  18,00 x 55,00	Cyl. 4 ST 32,05 TB 52,50 HD -2,60	77,60 78,10	TA 6317400 TA 6317411	TA 7350206 TA 7350210	S01 1,50 CR S06 1,50 P S31 3,00 CR,P
		 >>				



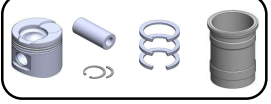
OPEL	Ø 79					
GASOLINE ENGINE A 16 LET EURO 5 1598 CC 4 CYL.	 EP  19,00 x 53,00	Cyl. 4 ST 27,50 TB 45,10 DH +0,60 MØ 67,50	79,00 79,50 80,00	TA 6371831 TA 6371842 TA 6371853	TA 7344756 TA 7344767 TA 7344778	S01 1,20 NIT S26 1,20 P S38 2,00 NIT
		 >>				






OPEL	Ø	79				
GASOLINE ENGINE C 16 NZ E 16 NZ X 16 SZR 1598 CC 4 CYL.	 SP  18,00 x 55,00	Cyl. 4 ST 28,00 TB 48,40 HD -2,70 DH +0,40 MØ 63,00	79,0 79,50 80,00	TA 6344704	TA 7344702 TA 7344713 TA 7344724	S01 1,20 CR S26 1,50 P S31 3,00 CR,P
		ST : 27,70 TB : 48,10	79,50	TA 6344715		
		ST : 27,70 TB : 48,10	80,00	TA 6344726		
 >>						

OPEL	Ø	79				
GASOLINE ENGINE X 16 XE X 16 XEL 1598 CC 4 CYL.	  18,00 x 55,00	Cyl. 4 ST 28,00 TB 48,00 HD -0,80 VT -2,07 -2,27 MØ 60,00	79,00 79,50 80,00	TA 6371805	TA 7344702 TA 7344713 TA 7344724	S01 1,20 CR S26 1,50 P S31 3,00 CR,P
		ST : 48,00 TB : 27,70	79,50	TA 6371816		
		ST : 48,00 TB : 27,70	80,00	TA 6371820		
 >>						



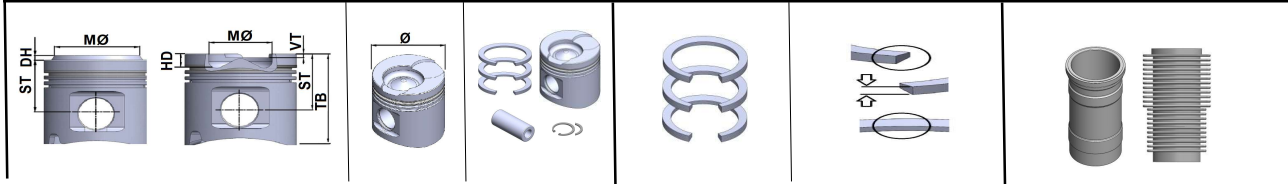
OPEL	Ø	79				
GASOLINE ENGINE Y 16 XE Z 16 SE Z 16 XE 1598 CC 4 CYL.		Cyl. 4 ST 27,20 TB 50,20	79,00 79,25 79,50	TA 6722626 TA 6722637 TA 6722648	TA 7436010 TA 7436021 TA 7436032	S01 1,20 CR S26 1,50 P S31 2,50 CR
		 18 x 55	 >>			




OPEL	Ø	79				
GASOLINE ENGINE Z 16 XEP 1598 CC 4 CYL.		Cyl. 4 ST 26,73 TB 48,73	79,00 79,50 80,00	TA 6371819 TA 6371830 TA 6371841	TA 7344752 TA 7344763 TA 7344774	S01 1,20 CR S06 1,20 P S31 2,00 CR
		 18,00 x 52,00	 >>			





TARABUSI is a registered trademark of FINIMPIANTI a trusted brand in the spare parts world. www.at-tarabusi.com

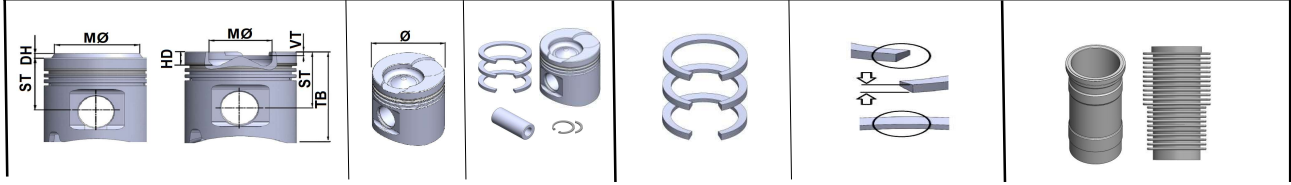









OPEL	Ø	79				
GASOLINE ENGINE A 16 XER EURO 5 B 16 XER EURO 6 Z 16 XER 1598 CC 4 CYL.	 EP	Cyl. 4 ST 26,70 TB 48,70 VT -3,40 -4,40 DH +1,20 MØ 52,90	79,00 79,50	TA 6371827 TA 6371838	TA 7344752 TA 7344763	S01 1,20 CR S26 1,20 P S38 2,00 CR, P
		 19,00 x 46,00	 >>			

OPEL	Ø	79				
DIESEL ENGINE 17D 4EE1 1686 CC 4 CYL.	RC	Cyl. 4 ST 39,70 TB 69,70 HD -0,4 VT -1,4	79,00 79,500 80,00	TA 6378002 TA 6378013 TA 6357221	TA 7357206 TA 7357210 TA 7357221	S01 2,00 CR S06 1,50 P S35 3,00 CR
		 25,00 x 60,00	 >>			


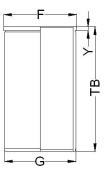











OPEL	Ø 79					
DIESEL ENGINE Z 17 DTH 1686 CC 4 CYL.	 RC,OCP	Cyl. 4 ST 39,75 TB 64,75 HD -14,10 VT -1.26 1.37 MØ 41,80	79,00 79,50	TA 6392304 TA 6392315	TA 7391403 TA 7391414	S01 2,00 CR S06 1,50 CR S35 3,00 CR
		 27 x 64	 >>			

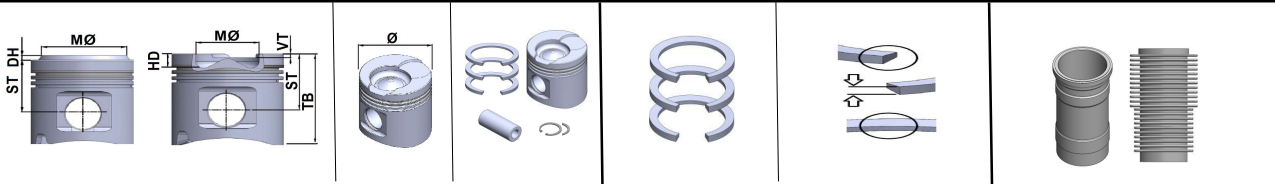
OPEL	Ø 80					
DIESEL ENGINE X25 DT X25 TD 2497 CC 6 CYL.	RC - OCP	Cyl. 6 ST 39,45 TB 63,43 VT -2,50	80,00 80,50 81	TA 6382600 TA 6382611 TA 6382622	TA 7382605 TA 7382616 TA 7382620	S18 3,0 CR,P S06 1,75 P S35 3,00 P
		 27 x 63	 >>			









OPEL	Ø 80						
DIESEL ENGINE F8Q 606 1870 CC 4 CYL.	 RC	Cyl. 4 ST 42,50 TB 67,40 HD -0,7	80,00 80,25 80,50	TA 6345706 TA 6345710 TA 6345721	TA 7345704 TA 7345715 TA 7345726	S02 2,00 CR S07 2,00 P S35 3,00 CR	
		 24,00 x  63,00	 >>				

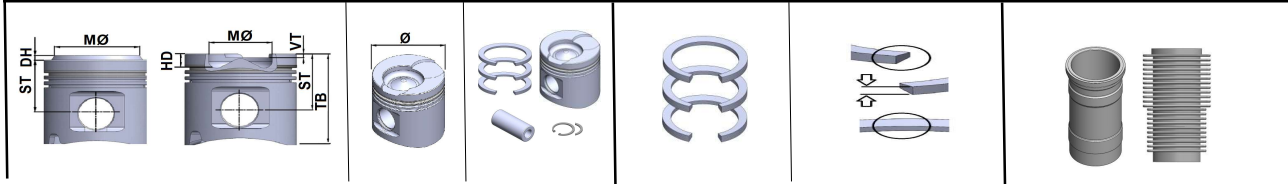
OPEL	Ø 80						
DIESEL ENGINE 16 D 16 DA 1598 CC 4 CYL.	 RC,SP	Cyl. 4 ST 44,95 TB 76,95 HD -1,40 VT -0,30	80,00 80,50 81,00	TA 6273702 TA 6273713 TA 6273724	TA 7244506 TA 7244510 TA 7244532	S01 2,00 CR S06 2,00 S35 3,00 CR	TA 4704722 SZ G 83,00 F 84,90 Y 4,50 TB 143,50
		 26,00 x  65,00	 >>				



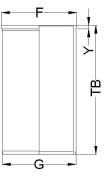





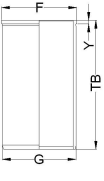



OPEL	Ø 80					
GASOLINE ENGINE 16 SH 1598 CC 4 CYL.	 SP  23,00 x 70,00	Cyl. 4 ST 40,00 TB 72,00 HD -3,20 MØ 66,20	80,00 80,50 81,00	TA 6322503 TA 6322514 TA 6322525	TA 7322501 TA 7322512 TA 7322523	S01 1,50 CR,P S26 1,75 P S31 4,00 CR
		 >>				


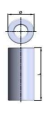
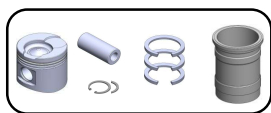
OPEL	Ø 80,01					
DIESEL ENGINE R9M 408 EURO 5 R9M 413 R9M 450 R9M 452 1598 CC 4 CYL.	 RC, OCP  30,00 x 60,00	Cyl. 4 ST 45,95 TB 70,48 HD -12,40 MØ 46,50	80,00 80,50	TA 6393460 TA 6393471	TA 7386312 TA 7386323	S17 2,00 NITC S06 1,75 P S35 2,00 NIT
		 >>				


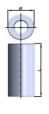



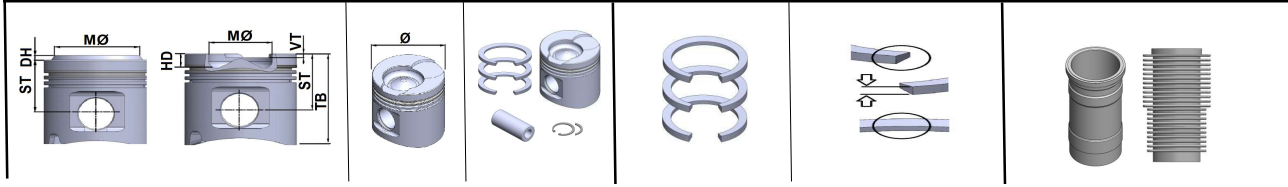
OPEL	Ø 80,01						
DIESEL ENGINE F9Q 760 F9Q 762 F9Q 770 F9Q 772 F9Q 774 1870 CC 4 CYL.	 RC  28,00 x 60,00	Cyl. 4 ST 47,06 TB 77,40 HD -17,80 VT -0,75 MØ 38,00	80,01 80,26 80,51	TA 6378400 TA 6378411 TA 6378422	TA 7378405 TA 7378416 TA 7378420	S02 2,50 CR S03 2,00 P S35 3,00 CR,P	TA 4076425 G 83,00 F 85,00 Y 5,00 TB 155,00 
		 >>					


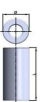
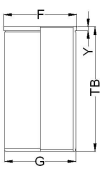
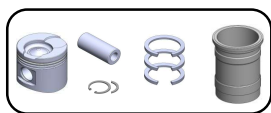
OPEL	Ø 82						
DIESEL ENGINE Z19 DTH EURO 4 Z19 DTJ 1910 CC 4 CYL.	 RC, OCP, BB  26 x 61	Cyl. 4/5 ST 46,50 TB 72,50 HD -15,40 VT -1,03 MØ 41,50	82,00 82,40 82,60	TA 6427868 TA 6427899 TA 6427879	TA 7428422 TA 7428444 TA 7428433	S01 2,00 CR,P S26 2,00 P S35 2,00 CR,P	TA 4042234 G 85,00 F 88,00 Y 4,50 TB 155,00 TA 4042238 G 85,57 F 88,53 Y 4,00 TB 155,00 
		 >>					


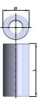
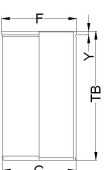



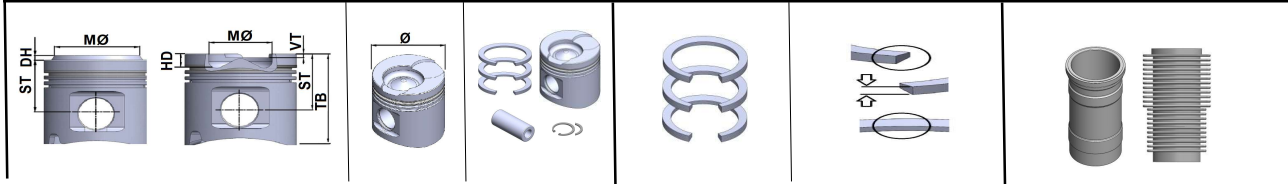
OPEL	Ø 82						
DIESEL ENGINE Z19 DT Z19 DTL EURO 4 Z19 DTJ 1910 CC 4 CYL.	 RC, BB  26 x 61	Cyl. 4/5 ST 46,50 TB 72,50 HD -17,50 VT -0,65 MØ 37,50	82,00 82,40 82,6	TA 6427844 TA 6427855 TA 6427866	TA 7428422 TA 7428444 TA 7428433	S01 2,00 CR S26 2,00 P S35 2,00 CR,P	TA 4042234 G 85,00 F 88,00 Y 4,50 TB 155,00 TA 4042238 G 85,57 F 88,53 Y 4,00 TB 155,00
 >>							




OPEL	Ø 82						
DIESEL ENGINE Z19 DT Z19 DTL EURO 4 Z19 DTJ 1910 CC 4 CYL.	 RC  26 x 61	Cyl. 4/5 ST 46,50 TB 72,50 HD -17,50 VT -0,80 MØ 37,50	82,00 82,40 82,60	TA 6427710 TA 6427721 TA 6427732	TA 7428470 TA 7428481 TA 7428492	S01 2,50 CR, P S26 2,00 P S35 2,00 CR, P	TA 4042234 G 85,00 F 88,00 Y 4,50 TB 155,00 TA 4042238 G 85,57 F 88,53 Y 4,00 TB 155,00
 >>							






OPEL	Ø 82,5						
DIESEL ENGINE X 17 DTL 1699 CC 4 CYL.	 RC,SP  26,00 x 69,00	Cyl. 4 ST 44,95 TB 72,95 HD -1,60	82,50 83,00 83,50	TA 6367900 TA 6367911 TA 6367922	TA 7347900 TA 7225201 TA 7225212	S20 2,00 CR S06 2,00 P S35 3,00 CR	
			>> 504 A00500				

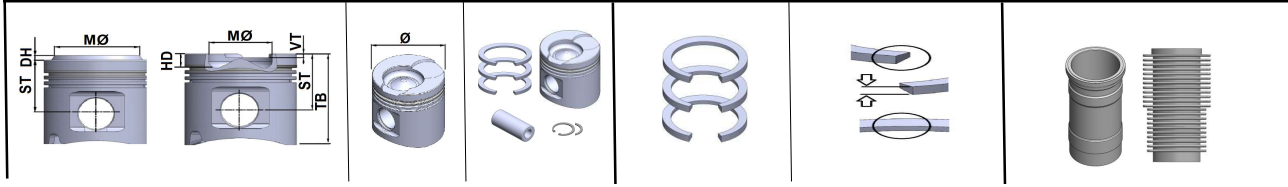
OPEL	Ø 83						
DIESEL ENGINE A20 DT A20 DTC A20 DTH A20 DTJ A20 DTL EURO 5 Y20 DTJ Z20 DTJ 1956 CC - 4 CYL.	 RC,OCP.YP,T  30,00 x 67,00	Cyl. 4 ST 46,63 TB 72,60 HD -15,80 MØ 43,50	83,00 83,40 83,60	TA 6501006 TA 6501017 TA 6501028	TA 7428330 TA 7428341 TA 7428352	S01 1,50 CR S26 1,50 P S35 2,00 CR,P	TA 4422242 SZ G 86,00 F 87,50 Y 5,00 TB 155,00 
			>>				









OPEL	Ø	83					
DIESEL ENGINE		Cyl. 4	83,00	TA 6382410	TA 7436040	2,00	
		ST 46,90	83,50	TA 6382421	TA 7436051	2,00	
Z 20		TB 75,90				3,00	
1991 CC 4 CYL		HD -13,80					
		MØ 43,55					
	RC,OCP,BB						
		28					
		x					
		67					
		>>					

OPEL	Ø	84					
DIESEL ENGINE		Cyl. 4	84,00	TA 6381605	TA 7381603	S18 2,50	
		ST 45,80	84,50	TA 6381616	TA 7381614	S06 1,75	
X20 DTH		TB 70,80				S35 3,00	
1998 CC 4 CYL.		HD -14,67					
		MØ 41,00					
	RC						
		29,00					
		x					
		68,00					
		>>					











OPEL	Ø 84					
DIESEL ENGINE X22 DTH Y22 DTH Y22 DTR 2172 CC 4 CYL.	 RC, OCP	Cyl. 4 ST 45,80 TB 70,80 HD -14,67 VT -1,05 MØ 43,00	84,00	TA 6382003	TA 7381603	S18 1,75 CR
			84,50	TA 6382014	TA 7381614	S06 1,75 P S35 3,00 CR
	 29,00 x 68,00					
	 >>					

OPEL	Ø 84					
DIESEL ENGINE X20 DTL Y20 DTL 1998 CC 4 CYL.	 RC	Cyl. 4 ST 45,80 TB 70,80 HD -14,90 VT -1,00 MØ 41,00	84,00	TA 6381701	TA 7381706	S01 2,00 CR
			84,50	TA 6381712	TA 7381710	S06 1,75 P S35 3,00 CR
	 29,00 x 68,00					
	 >>					











OPEL		Ø 84					
DIESEL ENGINE		Cyl. 4	84,00	TA 6396902	TA 7396900	S14 2,50 CR	
		ST 47,92	84,50	TA 6396913	TA 7396911	S26 2,00 P	
M9R 780 EURO 4		TB 76,00				S35 2,00 CR	
M9R 782		HD -14,90					
M9R 786 EURO 4		VT 0,40 0,40					
1995 CC 4 CYL.		MØ 49,07					
	RC, OCP						
	 32,00 x 65,00						
	 >>						

OPEL		Ø 84					
DIESEL ENGINE		Cyl. 4	84,00	TA 6396910	TA 7396900	S14 2,50 CR	
		ST 47,92	84,50	TA 6396921	TA 7396911	S26 2,00 P	
M9R 630		TB 76,00				S35 2,00 CR	
M9R 692		HD -14,90					
EURO 5		VT 0,30 0,30					
1995 CC 4 CYL.		MØ 50,00					
	RC, OCP,YP,T						
	 32,00 x 65,00						
	 >>						

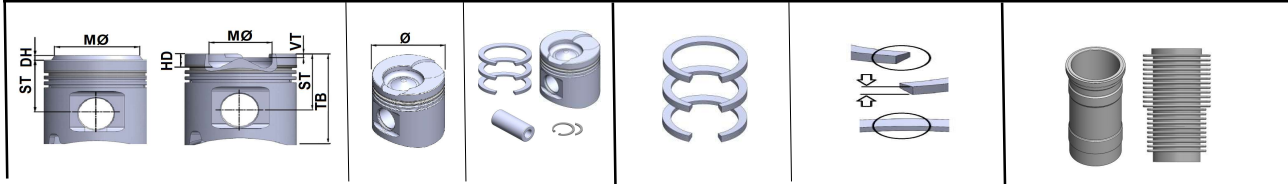










OPEL	Ø 84					
DIESEL ENGINE M9R 630 M9R 692 EURO 5 1995 CC 4 CYL.	 RC, OCP,YP,T  32,00 x 65,00	Cyl. 4 ST 47,92 TB 76,00 HD -14,90 VT 0,30 0,30 MØ 50,00	84,00 84,50	TA 6396916 TA 6396927	TA 7396908 TA 7396919	S01 2,00 CR S06 2,00 CR S35 2,00 CR
		 >>				

OPEL	Ø 84,8					
GASOLINE ENGINE 18 E 18 SE 18 SEH 18 SV 1795 CC 4 CYL.	 SP  21,00 x 61,50	Cyl. 4 ST 33,65 TB 53,65 HD -4,00 MØ 41,00	84,80 85,30 85,80	TA 6371835 TA 6371846 TA 6371857	TA 7435040 TA 7435051 TA 7435062	S01 1,50 CR S26 1,50 P S31 3,00 CR,P
		 >>				











OPEL	Ø 85					
DIESEL ENGINE M9T 700 M9T 702 M9T 710 2298 CC 4 CYL.	 RC,OCP,T	Cyl. 4 ST 47,83 TB 73,92 HD -16,20 VT -0,40 MØ 50,00	85,01 85,51	TA 6396945 TA 6396956	TA 7381324 TA 7381335	S14 2,00 CR,ST S06 1,75 CR,P S35 2,00 CR
		 32,00 x 67,50	 >>			

OPEL	Ø 85,01					
DIESEL ENGINE M9T 670 EURO 5 M9T 676 EURO 4 M9T 678 M9T 680 M9T 686 M9T 690 EURO 5 M9T 692 M9T 694 M9T 696 EURO 4 M9T 698 EURO 5 M9T 870 M9T 876 M9T 880	 RC,OCP	Cyl. 4 ST 47,88 TB 76,00 HD -16,20 VT -0,40 MØ 50,00	85,01 85,51	TA 6396908 TA 6396919	TA 7381360 TA 7381371	S14 2,50 CR,P S06 2,00 CR,P S35 2,00 CR
		 32,00 x 65,00	 >>			



OPEL	Ø	86				
GASOLINE ENGINE 2.0 SE 1998 CC 4 CYL.	 SP	Cyl. 4 ST 30,40 TB 50,40 HD -5 MØ 57,00	86,00 86,50	TA 6349103 TA 6349114	TA 7349101 TA 7349112	S01 1,50 CR S06 1,50 P S31 3,00 CR,P
		 21 x 61,5	 >>			

OPEL	Ø	86				
GASOLINE ENGINE 20 NE C 20 NE XF 20 F 1998 CC 4 CYL.	 SP	Cyl. 4 ST 30,40 TB 55,40 HD -5 MØ 57,02	86,00 86,50 87,00	TA 6352802 TA 6352813 TA 6352824	TA 7349101 TA 7349112 TA 7349123	S01 1,50 CR S06 1,50 P S31 3,00 CR,P
		 21,00 x 61,5	 >>			




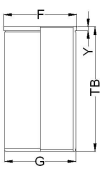




OPEL

GASOLINE ENGINE

X 20 XEV

1998 CC 4 CYL.


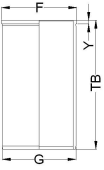


Ø 86									
 SP	Cyl. 4 ST 30,40 TB 55,40 HD -3,16 VT -1,70 -1,70 MØ 59,00	86,00 86,50 87,00	TA 6382414 TA 6382425 TA 6382436	TA 7436048 TA 7436059 TA 7436070	S01 1,50 CR S06 1,50 P S31 3,00 CR,P	TA 4422305 G 89,00 F 90,00 Y 5,00 TB 135,00			>>
	 21 x 61,50								

OPEL


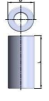
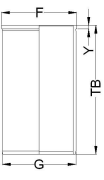

DIESEL ENGINE



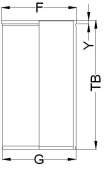

G9T 720
G9T 722
G9T 750

2188 CC 4 CYL.

Ø 87,01									
 RC	Cyl. 4 ST 54,53 TB 84,20 HD -17,50 VT -1,60 -2,00 MØ 40,40	87,01 87,51	TA 6393800 TA 6393811	TA 7393702 TA 7393713	S11 3,00 CR,P S06 1,75 CR,P S35 2,50 CR,P	TA 4076435 G 90,00 F 91,50 Y 5,00 TB 167,00			>>
	 31,00 x 65,00								


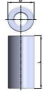






OPEL	Ø	89					
DIESEL ENGINE G9U 720 G9U 724 G9U 730 G9U 750 G9U 754 EURO 3 2464 CC 4 CYL.	 RC  31,00 x 65,00	Cyl. 4 ST 53,03 TB 83,09 HD -17,85 VT -1,60 -2,00 MØ 43,20	89,00 89,50	TA 6389806 TA 6389810	TA 7389804 TA 7389815	S11 3,00 CR,P S26 1,75 P S35 2,50 CR,P	TA 4076439 G 92,00 F 93,50 Y 5,00 TB 168,00 
		 >>					

OPEL	Ø	89					
DIESEL ENGINE G9U 720 G9U 724 G9U 730 G9U 750 G9U 754 EURO 3 2464 CC 4 CYL.	 RC  31,00 x 65,00	Cyl. 4 ST 53,03 TB 83,09 HD -17,85 VT -1,60 -2,00 MØ 43,20	89,00 89,50	TA 6369812 TA 6369823	TA 7389808 TA 7389819	S11 2,50 CR,P S26 1,75 P S35 2,50 CR,P	TA 4076439 G 92,00 F 93,50 Y 5,00 TB 168,00 
		 >>					

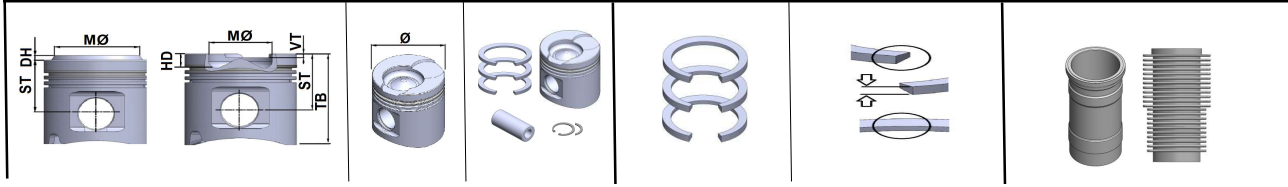










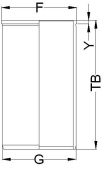
OPEL	Ø	89				
DIESEL ENGINE G9U 630 EURO 4 2464 CC 4 CYL.	 RC,OCP	Cyl. 4 ST 53,075 TB 83,09 HD -16,13 VT -1,50 -1,80 MØ 48,00	89,00 89,50	TA 6745001 TA 6745012	TA 7389804 TA 7389815	S16 3,00 CR,P S21 1,75 CR,P S35 2,50 CR
		 31,00 x 68,00	 >>			

OPEL	Ø	89				
DIESEL ENGINE G9U 632 EURO 4 G9U 650 EURO 4 2464 CC 4 CYL.	 RC	Cyl. 4 ST 53,075 TB 83,09 HD -16,13 VT -1,50 -1,80 MØ 48,00	89,00 89,50	TA 6389830 TA 6389841	TA 7389804 TA 7389815	S16 3,00 CR,P S21 1,75 CR,P S35 2,50 CR
		 31,00 x 65,00	 >>			


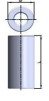








OPEL	Ø 93						
DIESEL ENGINE S8U 780 S8U 758 2499 CC 4 CYL.	 RC,SP,EP  32,00 x 75,20	Cyl. 4 ST 54,00 TB 89,00 HD -2,20	93,00 93,40 93,60	TA 6325605 TA 6325616 TA 6325620	TA 7325500 TA 7325511 TA 7325522	S01 3,00 CR S26 2,00 P S35 3,00 CR	TA 4411053 SZ G 96,00 F 98,90 Y 5,00 TB 167,30
		 >>					


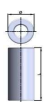
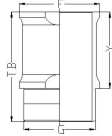
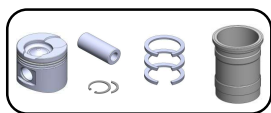
OPEL	Ø 94,4						
DIESEL ENGINE S9W 700 S9W 702 EURO 2 2799 CC 4 CYL.	 RC,OCP  32,00 x 72,00	Cyl. 4 ST 58,75 TB 87,60 HD -19,40 MØ 39,30	94,40 94,80 95,00	TA 6393505 TA 6393516 TA 6393520	TA 7393503 TA 7393514 TA 7393525	S16 2,50 CR S06 2,00 P S35 2,50 CR	TA 4467328 SZ G 97,50 F 100,90 Y 5,00 TB 167,00
		 >>	94,40				



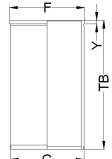



OPEL	Ø 94,4						
DIESEL ENGINE S9W 700 S9W 702 2798 CC 4 CYL.	 RC,OCP  32,00 x 78,00	Cyl. 4 ST 58,75 TB 96,75 HD -19,45 MØ 39,30	94,40 95,00	TA 6376705 TA 6376716	TA 7376703 TA 7376714	S16 3,00 CR,P S06 2,00 P S35 3,00 CR,P	TA 4467328 SZ G 97,50 F 100,90 Y 5,00 TB 167,00 TA 4467332 G 97,58 F 100,90 Y 5,00 TB 167,00
		 >>					

OPEL	Ø 95						
GASOLINE ENGINE C 24 NE 2410 CC 4 CYL.	 SP  22,00 x 65,00	Cyl. 4 ST 31,50 TB 61,00 HD -4 VT -2,25 -2,25 MØ 81	95,00	TA 6371862	TA 7344760	S01 1,50 CR S26 1,50 P S35 3,00 P	
		 >>					



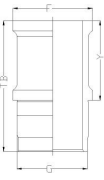





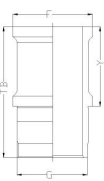

PEUGEOT	Ø 72						
GASOLINE ENGINE TU1K TU1M TU1Z 1124 CC 4 CYL.	  19,5 x 62	Cyl. 4 ST 40 TB 67 DH +3	72,00	TA 6325701	TA 7325706	S01 1,50 CR S26 2,00 P S38 3,00 CR	TA 4081114 S G 79,5 F 89,20 Y 85 TB 122,5 
				>> TA 5325703			

PEUGEOT	Ø 73,7						
DIESEL ENGINE 8HT 8HX EURO 3 8HX EURO 4 8HZ DV4TD 1398 CC 4 CYL.	 RC  25 x 60	Cyl. 4 ST 42,94 TB 65,44 HD -14,7 VT -1,50 -1,50 MØ 37,16	73,70 73,95 74,20	TA 6391302 TA 6391313 TA 6391324	TA 7391300 TA 7391311 TA 7391322	S16 2,50 CR S06 1,95 S35 2,50 CR	TA 442320 SZ G 76,70 F 78,20 Y 5,00 TB 136,00 TA 442324 G 76,95 F 78,45 Y 5,25 TB 136,00 
				>>			










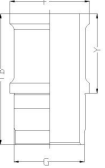


PEUGEOT	Ø 75						
GASOLINE ENGINE TU3 1361 CC 4 CYL.	  19,50 x 62,00	Cyl. 4 ST 40,50 TB 64,00 HD -1,04	75,00	TA 6313005	TA 7323503	S01 1,75 CR S26 2,00 P S35 3,00 CR	TA 4080112 G 79,5 F 89,2 Y 90,00 TB 135,40 
				>> TA 5313000			

PEUGEOT	Ø 75						
GASOLINE ENGINE XYB6 XY7 XY8 150D 1360 CC 4 CYL.	  19,50 x 65,00	Cyl. 4 ST 40,50 TB 65,50	75,00	TA 6107102	TA 7107100	S01 1,75 CR S06 2,00 P S35 4,00 CR	TA 4080112 G 79,5 F 89,2 Y 90,00 TB 135,40 
				>> TA 5176404			




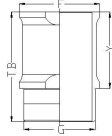







PEUGEOT GASOLINE ENGINE XZ5 129 1219 CC 4 CYL.		Ø 75 Cyl. 4 ST 40,50 TB 65,5	75,00	TA 6107102	TA 7107100	S01 1,75 CR S06 2,00 P S35 4,00 CR	TA 4078911 G 79,5 F 89,2 Y 85,00 TB 135,40	
	 19,50 x 65,00	 >> TA 5107104						



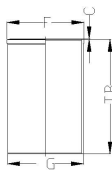

PEUGEOT DIESEL ENGINE TUD3 1360 CC 4 CYL.		Ø 75 Cyl. 4 ST 42,96 TB 68,96 HD -1,5	75,00	TA 6346001	TA 7346006	S01 2,25 CR S06 1,75 P S33 3,00 CR	TA 4118111 G 79,5 F 0 Y 90,00 TB 135,00	
	 23,00 x 63,00	 >> TA 5346003						






PEUGEOT	Ø	75					
GASOLINE ENGINE TU3JP L4 KFV EURO 4 1360 CC 4 CYL.		Cyl. 4 ST 27,75 TB 50,05 DH +0,30	75,00 75,50	TA 6391367 TA 6391378	TA 7107180 TA 7107191	S02 1,50 CP S26 1,50 P S31 2,50 CR	TA 4080112 FZ G 79,50 F 89,20 Y 90,00 TB 135,00
		 17,98 x 55,00	 >> TA 5107112				

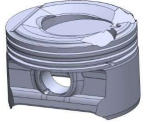


PEUGEOT	Ø	75					
DIESEL ENGINE 9HC - DV6C 9HD - DV6C 9HD - DV6CTED EURO 4 9HH - DV6DUM 9HL - DV6C 9HP - DV6DTED EURO 4 9HR - DV6C EURO 5 DV6DTED4 EURO 4 1560 CC 4 CYL.	 RC, OCP	Cyl. 4 ST 41,70 TB 65,15 HD -13,90 MØ 45,00	75,00 75,50 76,00	TA 6622400 TA 6622411 TA 6622422	TA 7502026 TA 7502037 TA 7502048	S16 2,50 CR S26 1,95 P S35 2,00 CR	
		 26 x 61	 >>				






PEUGEOT		Ø 75							
DIESEL ENGINE 9HU - DV6UTED4 9HX - DV6ATED4 9HY - DV6TED4 9HZ - DV6TED4 EURO 4 1560 CC 4 CYL.	 RC,OCP  26 x 61	Cyl. 4 ST 41,70 TB 65,30 HD -13,20 VT -1,16 -1,16 MØ 41,70	75,00 75,50 76,00	TA 6395001 TA 6395012 TA 6395023	TA 7395006 TA 7395010 TA 7395021	S01 3,00 CR S26 1,95 P S35 2,50 CR	TA 4422330 SZ G 78,00 F 79,50 Y 5,00 TB 142,00		
		 >> TA 5107120							

PEUGEOT		Ø 77							
GASOLINE ENGINE 8FR 8FS EP3 1397 CC 4 CYL.	  18 x 43	Cyl. 4 ST 27,50 TB 47,50 VT -5,7 -3,8 MØ 56,60	77,00 77,40 77,50	TA 6800032 TA 6800037 TA 6800054	TA 7382644 TA 7382660 TA 7382655	S02 1,20 P,MO S26 1,50 P S37 2,00 CR			
		 >>							








PEUGEOT		Ø 77					
GASOLINE ENGINE 5FW EP6 1598 CC 4 CYL.		Cyl. 4 ST 30,40 TB 50,10 HD -5,30 VT -3,70 -3,70	77,00 77,40 77,50	TA 6800120 TA 6800131 TA 6800142	TA 7382644 TA 7382660 TA 7382655	S02 1,20 P,MO S26 1,50 P S37 2,00 CR	
		 20 x 48					
 >>							

PEUGEOT		Ø 77					
GASOLINE ENGINE 5FH - EP6C 5FK - EP6CB 5FS - EP6C 5F01 1598 CC 4 CYL.		Cyl. 4 ST 27,50 TB 47,50 HD -5,70 VT -3,80 -2,0 MØ 56,80	77,00 77,40 77,50	TA 6800052 TA 6800284 TA 6800074	TA 7382644 TA 7382660 TA 7382655	S02 1,20 P,MO S26 1,50 P S37 2,00 CR	
		 18 x 43					
 >>							

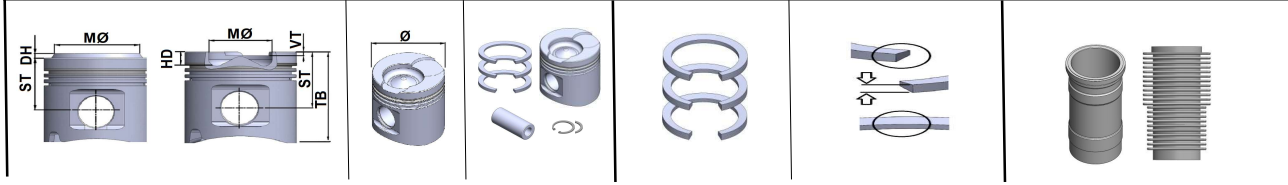









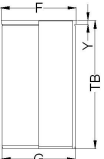

PEUGEOT		Ø 77					
DIESEL ENGINE VJX - TUD5 VJY - TUD5 1527 CC 4 CYL.		Cyl. 4 ST 40,37 TB 66,32 VT -1,65	77,00 77,40	TA 6374406	TA 7374404 TA 7374415	S01 2,00 CR S08 1,75 S35 3,00 CR	
		ST : 40,10 TB : 66,32	77,40	TA 6374410	TA 7374415		
	 23 x 60						
	 >>						

PEUGEOT		Ø 78,5					
GASOLINE ENGINE NFU - TU5JP4 1587 CC 4 CYL.		Cyl. 4 ST 32,35 TB 50,15 VT +0,15 MØ 64	78,50 79,00 79,50	TA 6374445 TA 6374456 TA 6374467	TA 7394402 TA 7394413 TA 7394424	S01 1,20 CR S21 1,50 P S37 2,50 NT	
		19,49 x 57,00					
	 >>						




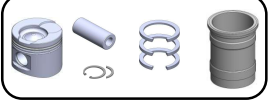




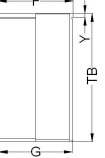



PEUGEOT		Ø 78,5							
GASOLINE ENGINE		Cyl. 4	78,50	TA 6374449	TA 7394402	S01 1,20 CR			
		ST 32,35	79,00	TA 6374460	TA 7394413	S21 1,50 P			
NFX		TB 51,40	79,50	TA 6374471	TA 7394424	S37 2,50 NIT			
		DH +1,40							
1587 CC 4 CYL.									
		19,49 x 57,00							
			>>						



PEUGEOT		Ø 80							
DIESEL ENGINE		Cyl. 4	80,00	TA 6244501	TA 7244506	S01 2,0 CR	TA 4421616		
		ST 46,80	80,50	TA 6244512	TA 7244510	S06 2,0 P	G 83,00		
161A A9A XUD7		TB 84,50	80,80	TA 6244523	TA 7244521	S35 3,0 CR	F 86,00		
		VT +2,0					Y 4,50		
1769 CC 4 CYL.							TB 154,00		
		25,00 x 69,80							
			>>						






PEUGEOT		Ø 80							
DIESEL ENGINE XID 80 XIDL 1548 CC 4 CYL.	  25,00 x 69,80	Cyl. 4 ST 42,00 TB 84,55 VT -2,0	80,00 80,50 80,80	TA 6244906	TA 7244904	S01 1,75 CR S06 2,0 P S35 3,0 CR	TA 4082816 G 84,50 F 100,00 Y 97,50 TB 133,50		
		 >> 5244901							


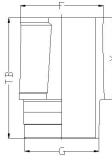

PEUGEOT		Ø 80							
DIESEL ENGINE XUD 7 TE A8A A8B AJZ - XUD7TEY 1769 CC 4 CYL.	  28,00 x 68,00	Cyl. 4 ST 46,80 TB 84,50 VT -2,2	80,00 80,50 80,80	TA 6315400 TA 6315411 TA 6315422	TA 7315405 TA 7315416 TA 7315420	S18 3,0 CR S06 2,0 P S35 3,0 CR	TA 4421616 G 83,00 F 86,00 Y 4,50 TB 154,00		
		 >>							


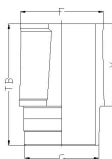



PEUGEOT		Ø	81					
DIESEL ENGINE	 RC,OCP	Cyl. 6 ST 47,00 TB 71,00 HD -14,05 VT -0,50 -0,50 MØ 44,00	81,00	TA 6900046	TA 7500054	S02 2,00 CR S08 2,00 CR S35 2,00 CR		
		 >>						

PEUGEOT		Ø	82,2					
DIESEL ENGINE	 SZ	Cyl. 4 ST 46,70 TB 77,80 VT -2,40 -1,25	82,20 82,80	TA 6385304 TA 6385315	TA 7385302 TA 7385313	S01 2,00 CR S06 2,00 P S35 3,00 CR,P	TA 4421620 G 85,50 F 87,00 Y 5,00 TB 160,00	 25 x 66
		 >>						

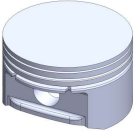


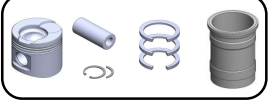



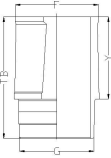


PEUGEOT		Ø	83					
GASOLINE ENGINE 180A 180Z B6B XU5J 1581 CC 4 CYL.	 SP	Cyl. 4 ST 37,50 TB 67,50 VT -1,45	83,00	TA 6342206	TA 7342204	S01 1,75 CR S06 1,75 S35 4,00 CR	TA 4086213 G 88,60 F 97,00 Y 95,19 TB 141,00	
		>> TA 5342201						

PEUGEOT		Ø	83					
GASOLINE ENGINE 171 XU5S 1580 CC 4 CYL.	 SP	Cyl. 4 ST 37,50 TB 67,50 VT -2,1	83,00	TA 6342501	TA 7342204	S01 1,75 CR S06 1,75 S35 4,00 CR	TA 4086213 G 88,60 F 97,00 Y 95,19 TB 141,00	
		>> TA 5342503						

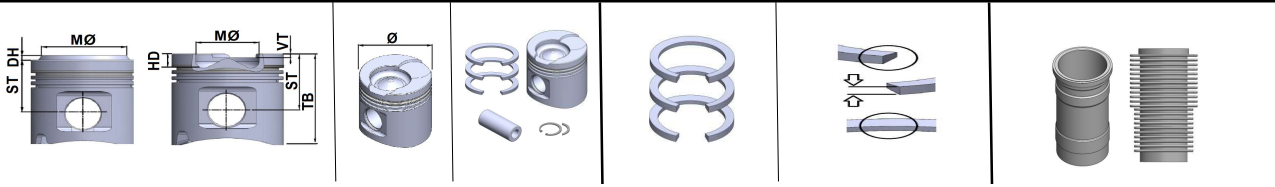



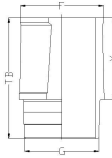





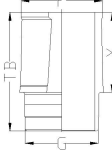


PEUGEOT		Ø	83					
GASOLINE ENGINE XU9S 159 D2B 1905 CC 4 CYL.	 SP	Cyl. 4 ST 37,50 TB 67,50	83,00	TA 6341904	TA 7341902	S01 1,50 CR S06 1,50 S35 4,00 CR	TA 4086213 G 88,60 F 97,00 Y 95,19 TB 141,00	
	 22 x 66,20							
		>> TA 5341906						

PEUGEOT		Ø	83					
GASOLINE ENGINE D2A XU92C D6B XU92JA 1905 CC 4 CYL.	 SP	Cyl. 4 ST 37,50 TB 67,50 VT -9,00	83,00	TA 6342103	TA 7341902	S01 1,50 CR S06 1,50 S35 4,00 CR	TA 4086213 G 88,60 F 97,00 Y 95,19 TB 141,00	
	 22 x 66,20							
		>> TA 5342105						



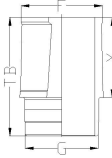





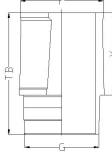



PEUGEOT	Ø 83							
GASOLINE ENGINE XU5JPZ 1581 CC 4 CYL.	 SP	Cyl. 4 ST 37,50 TB 67,50 VT -1,95	83,00	TA 6350002	TA 7350000	S01 1,50 CR S06 1,50 S35 3,00 CR	TA 4086213 G 88,60 F 97,00 Y 95,19 TB 141,00	
		 22 x 66,20	 >> TA 5350004					


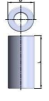

PEUGEOT	Ø 83							
GASOLINE ENGINE XU7 JPZ LFZ XU7JP LFW XU7JP LFX XU7JB 1762 CC 4 CYL.	 SP	Cyl. 4 ST 33,30 TB 53,30 HD -4,13 MØ 65,57	83,00	TA 6350064	TA 7342220	S02 1,50 CR S26 1,50 S31 3,00 CR	TA 4086213 S G 88,60 F 97,00 Y 95,19 TB 141,00	
		 22 x 62	 >> TA 5342212					






PEUGEOT	Ø 83							
GASOLINE ENGINE XU7 JPK TR 1762 CC 4 CYL.	 SP  22 x 62	Cyl. 4 ST 33,30 TB 53,30 HD -6,30 MØ 65,00	83,00	TA 6350068	TA 7342220	S02 1,50 CR S26 1,50 S31 3,00 CR	TA 4086218 S G 88,60 F 97,00 Y 95,19 TB 141,00	
			>> TA 5342216					



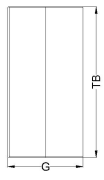

PEUGEOT	Ø 83							
GASOLINE ENGINE B1A XU51C B1D XU51C B1E XU51C XU51K 1905 CC - 4 CYL.	  22 x 66,2	Cyl. 4 ST 37,50 TB 67,00 HD -3,00 MØ 73,30	83,00 83,40	TA 6350060 TA 6350071	TA 7342204 TA 7342215	S02 1,75 CR S26 1,75 S31 4,00 CR	TA 4086213 S G 88,60 F 97,00 Y 95,19 TB 141,00	
			>> TA 5342206					



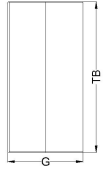



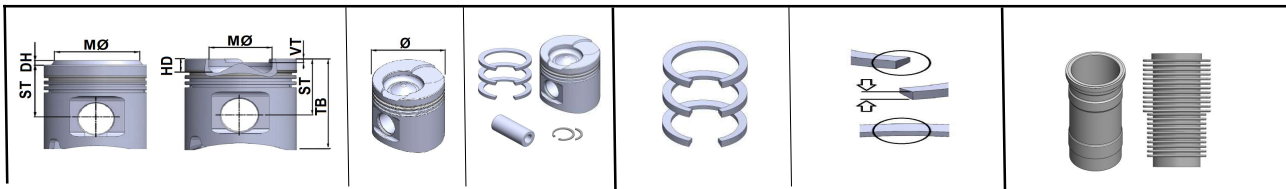
PEUGEOT	Ø 83						
GASOLINE ENGINE LFY XU7 JP4 1762 CC 4 CYL.	 SP	Cyl. 4 ST 33,30 TB 56,3 VT -1,95 -1,00 MØ 52,00	83,00	TA 6350072	TA 7342224	S02 1,50 CR S26 1,50 S35 3,00 CR	TA 4086213 G 88,60 F 97,00 Y 95,19 TB 141,00
		 22 x 62					
				>> TA 5342220			


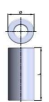
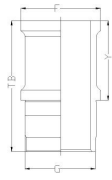
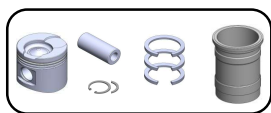
PEUGEOT	Ø 83						
DIESEL ENGINE 162 XUD9 D9A XUD9 D9B XUD9A D9B XUD9AU EURO 2 DJY XUD9A DJZ XUD9Y XUD9A - L XUD9K XUD9 1905 CC 4 CYL.	 SP	Cyl. 4 ST 46,8 TB 84,3 HD -2,2	83,00 83,40 83,50 83,60 83,80	TA 6225203 TA 6225225 TA 6225214 TA 6225236 TA 6225240	TA 7225201 TA 7225223 TA 7225212 TA 7225234 TA 7225245	S01 2,00 CR S06 2,00 S35 3,00 CR	TA 4419612 SZ G 86,00 TB 153,50 TA 4419516 G 86,00 F 89,00 Y 4,80 TB 153,50
		 25 x 72					
				>>			



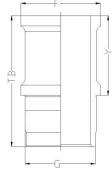



PEUGEOT		Ø 83							
DIESEL ENGINE D8B XUD9TE D8C XUD9UTF DHV XUD9BSD DHW XUD9SD DHX XUD9TE DHY XUD9TE XUD9ATF - XUD9BTF XUD9TFU 1905 CC 4 CYL.	 RC,EP  28 x 68	Cyl. 4 ST 46,75 TB 79,25 HD -3,50	83,00 83,50 83,80	TA 6384405	TA 7384403 TA 7384414 TA 7384425	S01 3,00 CR,P S06 2,00 S35 3,00 CR,P	TA 4419612 G 86,00 TB 153,50		
		ST : 46,65 TB : 79,30	83,50	TA 6384416	TA 7384414				
		ST : 46,65 TB : 79,30	83,80	TA 6384420	TA 7384425				
		 >>							

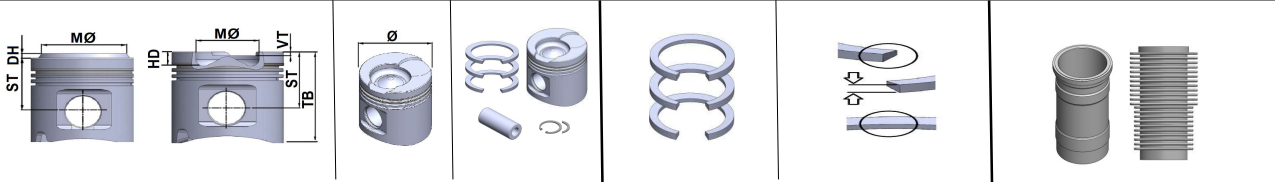
PEUGEOT		Ø 83							
DIESEL ENGINE D8B XUD9TE D8C XUD9UTF DHV XUD9BSD DHW XUD9SD DHX XUD9TE DHY XUD9TE XUD9ATF - XUD9BTF XUD9TFU 1905 CC 4 CYL.	 RC,EP  28 x 68	Cyl. 4 ST 46,80 TB 79,30 HD -3,50	83,00 83,50 83,80	TA 6384412	TA 7349506 TA 7349510 TA 7349521	S16 3,50 P,MO S06 2,00 P S35 3,00 CR	TA 4419612 G 86,00 TB 153,50		
		ST : 46,65 TB : 79,30	83,50	TA 6384423	TA 7349510				
		ST : 46,65 TB : 79,30	83,80	TA 6384434	TA 7349521				
		 >>							









PEUGEOT	Ø	84					
GASOLINE ENGINE 105C - XM7A 105 - XM7 1796 CC 4 CYL.	  23 x 70,10	Cyl. 4 ST 38,00 TB 73,00 DH +3,00	84,00	TA 6350076	TA 7342228	S02 1,50 CR S21 2,00 S31 4,00 CR	TA 4086222 S G 93,00 F 99,20 Y 90,00 TB 135,60 
				>> TA 5342224			

PEUGEOT	Ø	84					
GASOLINE ENGINE 105 - XM7 169B - XM7T XM7P 1796 CC 4 CYL.	 SP  23 x 70	Cyl. 4 ST 37,80 TB 70,25 DH +1,1	84,00	TA 6350074	TA 7342228	S02 1,50 CR S21 2,00 S31 4,00 CR	TA 4086222 S G 93,00 F 99,20 Y 90,00 TB 135,60 
				>> TA 5342228			

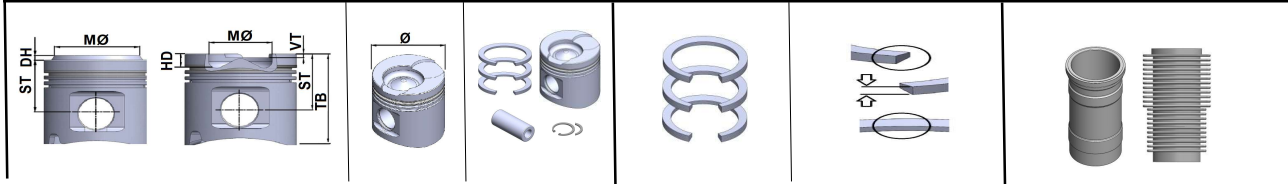










PEUGEOT		Ø	84				
DIESEL ENGINE		Cyl. 6	84,00	TA 6627850	TA 7627860	S02 2,00 CRP	
		ST 46,05	84,50	TA 6627861	TA 7627871	S03 2,00 CR	
DT20C		TB 70,05				S35 2,00 CR	
EURO 5		HD -15,40					
2993 CC 6 CYL.		MØ 47,50					
	RC,OCP						
		30					
		x					
		63,50					
		>>					

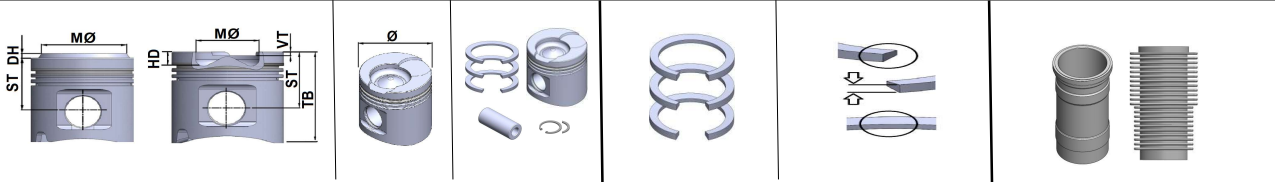
PEUGEOT		Ø	85				
DIESEL ENGINE		Cyl. 4	85,00	TA 6382746	TA 7382701	S16 3,50 CR, P	
		ST 46,75	85,40	TA 6382757	TA 7382723	S06 2,00	
RHM		TB 72,75	85,60	TA 6382768	TA 7382712	S35 3,00 CR, P	
DW10ATED4		HD -18,75					
RHT		VT -1,65					
DW10ATED4		MØ 39,80					
RHW							
DW10ATED4							
1997 CC 4 CYL.	RC,OCP						
		28,00					
		x					
		70,00					
		>>					


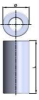
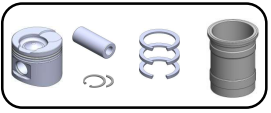







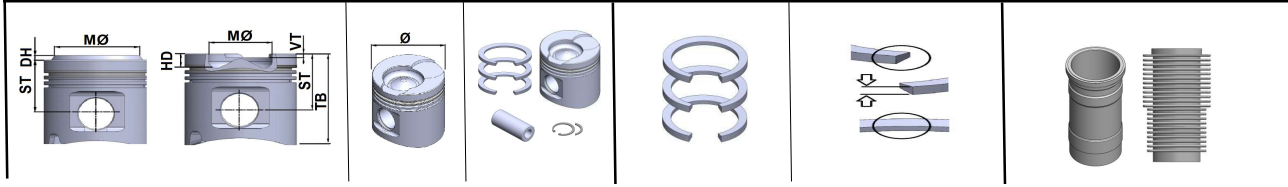
PEUGEOT	Ø	85				
DIESEL ENGINE		Cyl. 4	85,00	TA 6427848	TA 7432068	S11 2,00 CR,P
		ST 46,70	85,40	TA 6427859	TA 7432079	S06 2,00 P
RHA	RC,OCP	TB 74,70	85,50	TA 6501071	TA 7432023	S35 2,00 CR,P
DW10CTED4		HD -13,70	85,60	TA6427873	TA 7432090	
RHC		VT -0,45				
DW10CTED4		MØ 50,50				
EURO 5						
RHD - RHE						
DW10CTED4						
EURO 5						
RHH						
DW10CTED4						
EURO 5						
1997 CC 4 CYL.		30 x 68				
			>>			




PEUGEOT	Ø	85				
DIESEL ENGINE		Cyl. 4	85,00	TA 6930060	TA 7360438	S16 2,50 CCL,P
		ST 48,70	85,50	TA 6930066	TA 7360449	S08 2,00 P
DW12BTED4	RC,OCP	TB 74,70	85,60	TA 6930071	TA 7360460	S35 2,00 NIT,S
4HP		HD -13,50				
DW12BTED4		VT -0,38 -0,38				
4HR		MØ 52,40				
DW12BTED4						
4HS						
DW12BTED4						
4HT						
DW12BTED4						
4HW						
DW12MTED4		30,00 x 68,00				
4HK						
DW12MTED4						
4HN						
EURO 4						
2179 CC 4 CYL.			>>			






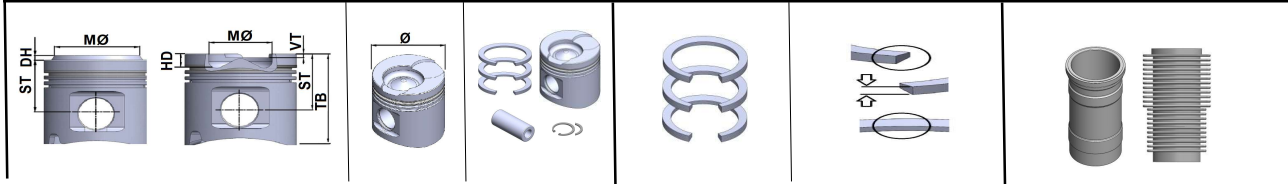
PEUGEOT		Ø	85					
DIESEL ENGINE	 RC,OCP	Cyl. 4 ST 48,60 TB 74,60 HD -15,10 VT -0,35 -0,35 MØ 50,30	85,00 85,50 85,60	TA 6930064 TA 6930075 TA 6930086	TA 7360438 TA 7360449 TA 7360460	S16 2,50 CCL,P S08 2,00 P S35 2,00 NIT,S		
							 30,00 x 68,00	
		 >>						




PEUGEOT		Ø	85					
DIESEL ENGINE	 RC	Cyl. 4 ST 46,75 TB 80,75 HD -18,30 VT -1,00 MØ 38,00	85,00 85,40 85,60	TA 6382703 TA 6382725 TA 6382714	TA 7382701 TA 7382723 TA 7382712	S16 3,50 CR,P S06 2,00 S35 3,00 CR,P	TA 4086226 G 89,00 F 91,20 Y 4,50 TB 155,00	
		 >>						






PEUGEOT		Ø	85				
DIESEL ENGINE DW10CB RHD DW10CTED4 RHR DW10BTED4 1997 CC 4 CYL.	 RC,OCP  28 x 70	Cyl. 4 ST 46,70 TB 80,705 HD -15,40 VT -0,52 -0,52 MØ 44,80	85,00 85,40 85,60	TA 6427820 TA 6427826 TA 6427831	TA 7382701 TA 7382723 TA 7382712	S16 3,50 CR S06 2,00 S35 3,00 CR	
		 >>					



PEUGEOT		Ø	86				
GASOLINE ENGINE RFV - XU10J4R XU10J4RZ 1998 CC 4 CYL.	  22 x 62,1	Cyl. 4 ST 33,80 TB 53,80 HD -4,30 MØ 52	86,00 86,25 86,60	TA 6352956 TA 6352967 TA 6352978	TA 7353905 TA 7352914 TA 7352925	S02 1,50 CR S26 1,75 S31 3,00 CR	
		 >>					


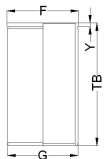



PEUGEOT		Ø	86				
GASOLINE ENGINE RFU - XU10J2C RFX - XU10J2 RFW - XU10J2 XU10J2K 1998 CC 4 CYL.		Cyl. 4	86,00	TA 6352905	TA 7353905	S02 1,50 CR	
		ST 40,00	86,25	TA 6352916	TA 7352914	S26 1,75	
		TB 65,00	86,50	TA 6352920	TA 7352925	S31 3,00 CR	
		HD -5,02					
	 22,00 x 62,00						
	 >>						



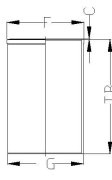

PEUGEOT		Ø	86				
GASOLINE ENGINE XU10J4RS RFS 1998 CC 4 CYL.		Cyl. 4	86,00	TA 6352911	TA 7352948	S02 1,50 CR	
		ST 33,90	86,50	TA 6352922	TA 7352959	S26 1,50	
		TB 58,4	86,80	TA 6352933	TA 7352970	S31 3,00 CR	
		HD -2,00					
		VT 0,90					
		MØ 71,92					
	 22 x 62						
	 >>						



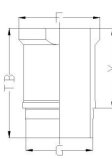



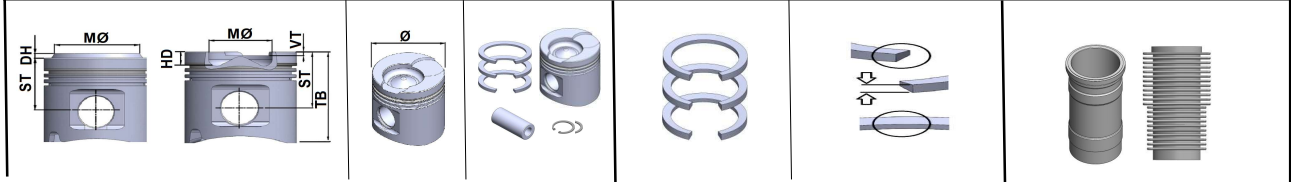
PEUGEOT		Ø	86					
GASOLINE ENGINE XU10J4 RFT 1998 CC 4 CYL.		Cyl. 4 ST 39,10 TB 64,10 HD -2,74 VT -3,04	86,00	TA 6353900	TA 7353905	S02 1,50 CR S26 1,75 S31 3,00 CR		
		>>						



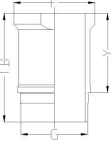

PEUGEOT		Ø	86					
DIESEL ENGINE 4HG - P22DTE 4HH - P22DTE 4HJ - P22DTE 4HU - P22DTE 4HV - P22DTE EURO 4 2198 CC - 4CYL.		Cyl. ST 48,42 TB 74,80 HD 16,17 MØ 49,00	86,00 86,40 86,60	TA 6501057 TA 6501068 TA 6501079	TA 7432006 TA 7432017 TA 7432028	S02 2,00 CR,P S26 2,00 P S35 2,00 CR	TA 4418768 G 89,00 F 90,50 C 5,00 TB 165,00	
		>>						





PEUGEOT		Ø 86							
DIESEL ENGINE 4HU - P22DTE 4HV - P22DTE EURO 4 2198 CC 4 CYL.	 RC,OCP  30 x 66,70	Cyl. 4 ST 43,42 TB 69,82 HD -15,80 MØ 46,90	86,00 86,40 86,60	TA 6427872 TA 6427883 TA 6427894	TA 7432008 TA 7432019 TA 7432030	S02 2,00 CR S21 2,00 P S35 2,00 P	TA 4418726 G 89,00 F 90,5 Y 5 TB 156,00		 >>




PEUGEOT		Ø 88							
GASOLINE ENGINE XN1 - XN2 XN1P - XN1T XN1TA - P170B 1971 CC 4 CYL.	 SP  23 x 74	Cyl. 4 ST 37,90 TB 73,40 DH +2,55	88,00 88,50 88,75	TA 6485802	TA 7485800	S02 1,50 CR S06 2,00 S31 4,00 CR	TA 4083218 S G 93 F 101,9 Y 90 TB 135,6		 >> TA 5253304



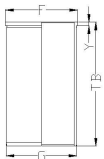



PEUGEOT		Ø 88							
GASOLINE ENGINE 829 ZEJ 1995 CC 4 CYL.	 SP  23 x 75	Cyl. 4 ST 40,50 TB 67,05 DH +1,55	88,00	TA 6253306	TA 7253304	S02 1,75 CR S06 2,00 S31 4,00 CR	TA 4083214 S G 93,55 F 104,2 Y 93,00 TB 140,00		
		 >> TA 5253301							




PEUGEOT		Ø 92							
DIESEL ENGINE T9A - DJ5 2446 CC 4 CYL.	 34 x 58	Cyl. 4 ST 49,75 TB 80,00 HD -3,00	92,00 92,50	TA 6381200	TA 7381205 TA 7381216	S01 2,25 CR, P S06 2,00 CR S35 3,50 CR			
		ST : 49,47 TB : 81,60	92,50	TA 6381211	TA 7381216				
	 >>								


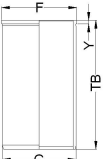




PEUGEOT		Ø	92				
DIESEL ENGINE THY - DK5ATE T8A - DJ5T 2446 CC 4 CYL.	 RC,OCP,EP	Cyl. 4 ST 49,84 TB 82,00 HD -2,30	92,00 92,50	TA 6376602	TA 7376600 TA 7376611	S20 3,00 CR, P S06 1,75 CR S35 3,50 CR	
		ST : 49,47 TB : 81,60	92,50	TA 6376613	TA 7376611		
	 34 x 68						
							


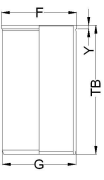
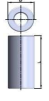

PEUGEOT		Ø	93					
DIESEL ENGINE CRD 93 CRD93L 2498 CC 4 CYL.	  30 x 78	Cyl. 4 ST 52,75 TB 95,00 HD -7,40	93,00 93,50 93,75	TA 6293700 TA 6293711 TA 6293722	TA 7293705 TA 7293716 TA 7293720	S01 2,50 CR, P S02 2,00 CR S35 4,00 CR	TA 4420216 W G 97,50 F 99,00 Y 5,00 TB 163,00	
								


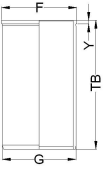




PEUGEOT		Ø 94							
DIESEL ENGINE XD3TE 152A 152B 2498 CC 4 CYL.	 RC,OCP	Cyl. 4 ST 53,87 TB 96,37 DH -2,27	94,00 94,40 94,60	TA 6361305 TA 6361316 TA 6361320	TA 7221200 TA 7221222 TA 7221233	S20 3,00 CR S06 2,00 S35 4,00 CR	TA 4414620 SF G 97,00 F 99,50 Y 3,95 TB 165,80		
		 32 x 78,8							

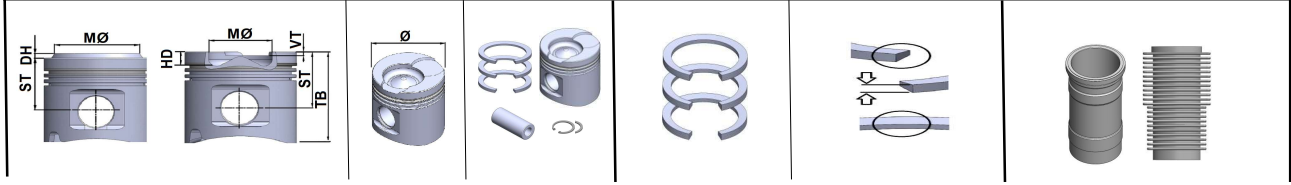
PEUGEOT		Ø 94							
DIESEL ENGINE 134 - XD2 XD94 XD2PX94 XD2 2304 CC 4 CYL.	 RC	Cyl. 4 ST 57,42 TB 99,92 HD -2,00	94,00 94,40 94,60	TA 6061101 TA 6061123 TA 6061134	TA 7061106 TA 7061121 TA 7061132	S01 2,00 CR S06 2,00 P S35 4,00 CR	TA 4414620 SF G 97,00 F 99,50 Y 3,95 TB 170,50		
		 28,00 x 81,00							


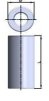
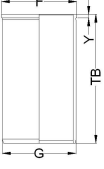





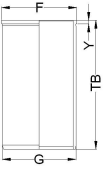

PEUGEOT		Ø 94									
DIESEL ENGINE	 RC	Cyl. 4	94,00	TA 6224400	TA 7061106	S01 2,00 CR	TA 4411620				
		ST 57,42	94,40	TA 6224422	TA 7061121	S06 2,00 P	SF		G 97,00		
134 - XD2		TB 99,92	94,60	TA 6224433	TA 7061132	S35 4,00 CR	F 99,50				
XD2		HD -2,00					Y 3,95				
2304 CC 4 CYL.							TB 170,50				
	 30,00 x 78,80										
	 >>										

PEUGEOT		Ø 94									
DIESEL ENGINE	 RC	Cyl. 4	94,00	TA 6221202	TA 7221200	S20 3,00 CR	TA 4411620				
		ST 57,37	94,40	TA 6221224	TA 7221211	S06 2,00 P	SF		G 97,00		
147		TB 99,87	94,60	TA 6221235	TA 7221233	S35 4,00 CR	F 99,50				
XD2S		HD -1,95					Y 3,95				
2304 CC 4 CYL.							TB 170,50				
	 30,00 x 78,80										
	 >>										

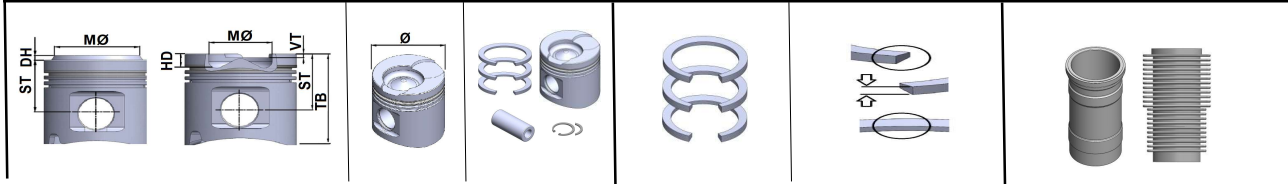




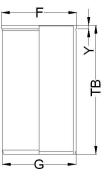






PEUGEOT		Ø 94							
DIESEL ENGINE XD3P 2497 CC 4 CYL.	  30 x 78,80	Cyl. 4 ST 53,92 TB 91,42 HD -1,80	94,00 94,40 94,60	TA 6251604 TA 6251615 TA 6251626	TA 7061106 TA 7061121 TA 7061132	S01 2,00 CR S21 2,00 P S35 4,00 CR	TA 4411620 SF G 97,00 F 99,50 Y 3,95 TB 165,80		
		 >>							

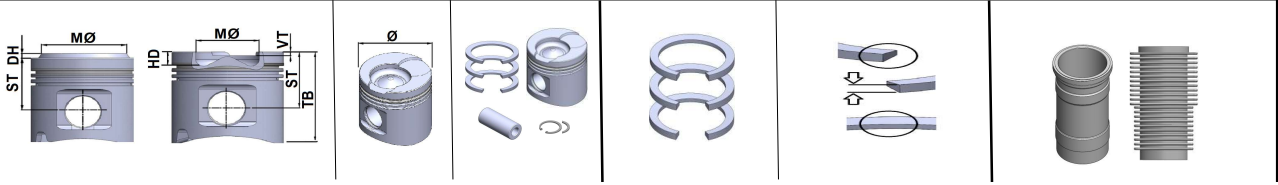
PEUGEOT		Ø 94,4							
DIESEL ENGINE 8140.63 F28D 2798 CC 4 CYL.	 RC,SP,EP  32,00 x 68,00	Cyl. 4 ST 55,00 TB 90,00 HD -2,80	94,40 95,00	TA 6376722 TA 6376733	TA 7432062 TA 7432073	S16 3,00 CR S10 2,00 P S35 2,50 CR	TA 4411053 SZ G 96,00 F 98,90 Y 5,00 TB 167,30		
		 >>							



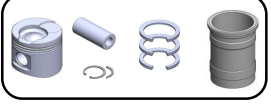







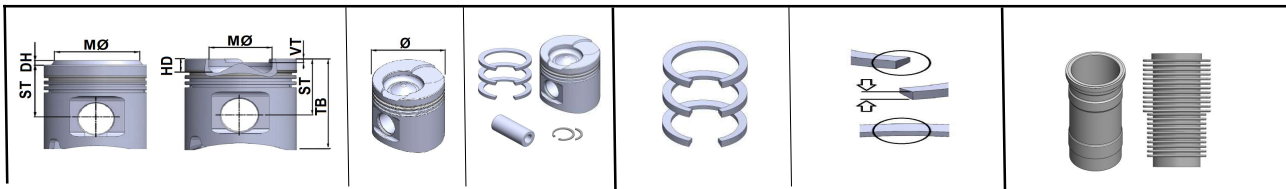
PEUGEOT		Ø 94,4							
DIESEL ENGINE 8140.43 N 8140.43 S F28DTCR 2798 CC 4 CYL.	 RC,OCP  32,00 x 72,00	Cyl. 4 ST 58,75 TB 87,60 HD -21,00 MØ 39,30	94,40 94,80 95,00	TA 6393601 TA 6393612 TA 6393623	TA 7393503 TA 7393514 TA 7393525	S16 2,50 CR S06 2,00 P S35 2,50 CR	TA 4467328 SZ G 97,50 F 100,90 Y 5,00 TB 167,00		 >>
			94,40						


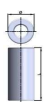
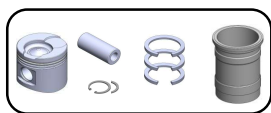
PONTIAC		Ø 86							
GASOLINE ENGINE 2.0 1998 CC 4 CYL.	 SP  21,00 x 61,5	Cyl. 4 ST 30,40 TB 55,40 HD -5 MØ 57,02	86,00 86,50 87,00	TA 6352802 TA 6352813 TA 6352824	TA 7349101 TA 7349112 TA 7349123	S01 1,50 CR S06 1,50 P S31 3,00 CR,P			 >>
			ST : 55,10 TB : 30,10 ST : 55,10 TB : 30,10	86,50 87,00					






PUCH	Ø	87					
DIESEL ENGINE OM 602.930 5 CYL. OM 603.931 6 CYL. 2497 CC 5 CYL. 2996 CC 6 CYL. CONN.ROD GUIDED IN THE PISTON DIST. 22,15 MM	 RC,EP  26,00 x 55,00	Cyl. 5/6 ST 44,85 TB 74,85 HD -13,00 VT -1,05 -1,25 DH -9,05	87,00 87,50 88,00	TA 6309100 TA 6309111 TA6309122	TA 7309105 TA 7309116 TA 7309120	S01 2,00 CR,P S07 2,00 P S35 3,00 CR,P	TA 4419310 SZ G 90,00 F 92,55 Y 4,70 TB 148,60 TA 4419314 G 90,30 F 92,55 Y 4,70 TB 148,60 TA 4419318 G 90,50 F 93,05 Y 5,20 TB 148,60
		 >>					

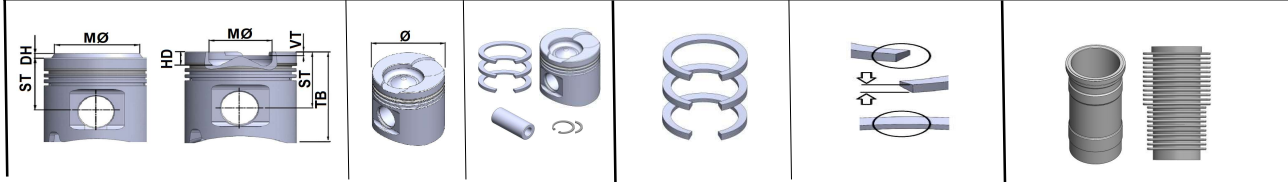
PUCH	Ø	89					
DIESEL ENGINE OM 603.972 3449 CC 6 CYL.	 RC,OCP  28,00 x 70,00	Cyl. 4/6 ST 44,65 TB 74,65 HD -9,05 VT -1,05 -1,25	89,00 89,50 90,00	TA 6381414 TA 6381425 TA 6381436	TA 7376504 TA 7376515 TA 7376537	S01 2,50 CR S06 2,00 P S35 3,00 CR	TA 4410882 G 91,50 F 94,05 Y 4,70 TB 156,50 TA 4410885 G 92,00 F 94,10 Y 4,80 TB 156,80
		 >>					



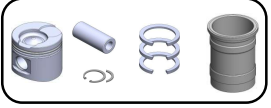





PUCH	Ø	89					
DIESEL ENGINE OM 602.983 2874 CC 5 CYL.	 RC,OCP	Cyl. 5 ST 44,75 TB 71,25 HD -16,73 VT -0,30 -0,60 MØ 42,00	89,00 89,50 90,00	TA 6381406 TA 6381410 TA 6381421	TA 7376504 TA 7376515 TA 7376537	S01 2,50 CR S26 2,00 S35 3,00 CR	TA 4410878 SZ G 91,50 F 96,50 Y 4,70 TB 156,50 TA 4410882 G 91,50 F 94,05 Y 4,70 TB 156,50 TA 4410885 G 92,00 F 94,10 Y 4,80 TB 156,80
		 28,00 x 70,00	 >>				

PUCH	Ø	89					
DIESEL ENGINE OM 602.942 2874 CC 5 CYL.	 RC,SP	Cyl. 4/5 ST 44,65 TB 74,65 HD -9,05 VT -1,05 -1,25	89,00 89,50 89,70 90,00	TA 6376506 TA 6376510 TA 6376521 TA 6376532	TA 7376504 TA 7376515 TA 7376526 TA 7376537	S01 2,50 CR S26 2,00 S35 3,00 CR	TA 4410878 SZ G 91,50 F 96,50 Y 4,70 TB 156,50 TA 4410882 G 91,50 F 94,05 Y 4,70 TB 156,50 TA 4410885 G 92,00 F 94,10 Y 4,80 TB 156,80
		 26,00 x 62,00	 >>				

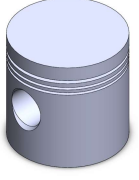
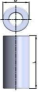
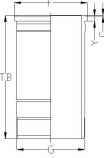




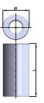



PUCH	Ø	90,9					
DIESEL ENGINE OM 616.936 2399 CC 4 CYL. OM 617.931 2998 CC 5 CYL.	 RC,SP  26,00 x 74,00	Cyl. 4/5 ST 48,35 TB 81,85 HD -8,85 VT -1,15	90,90 91,00 91,50 91,70	TA 6197306 TA 6197310 TA 6197321 TA 6197332	TA 7197304 TA 7197330 TA 7197326 TA 7197341	S01 3,00 S06 2,00 S35 4,00	TA 4410862 SZ G 94,10 F 96,00 Y 4,80 TB 158,40 TA 4410814 G 94,00 F 96,50 Y 4,80 TB 158,40 TA 4704715 G 95,10 F 97,00 Y 4,80 TB 158,40
		 >>					

PUCH	Ø	95,5					
GASOLINE ENGINE M 102.981 2299 CC 4 CYL.	 SP  22,00 x 56,00	Cyl. 4 ST 43,20 TB 78,70 HD -1,85 VT -1,75 -3,46 MØ 70,00	95,50 95,75 96,00 96,50	TA 6197330 TA 6197336 TA 6197341 TA 6197352	TA 7309068 TA 7309080 TA 7309079 TA 7309090	S01 1,75 CR S26 2,00 S35 3,50 CR	TA 4410893 SZ G 98,50 F 100,30 Y 4,70 TB 147,00
		 >>					








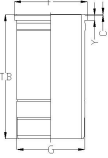

RENAULT	Ø 58						
GASOLINE ENGINE 800 01 800 02 800 10 A7 845 CC 4 CYL.	  16,00 x 50,00	Cyl. 4 ST 30,00 TB 64,00	58,00	TA 6431305	TA 7431303	S01 1,75 CR S06 2,0 P S35 3,50 CR	TA 4053615 DF G 62,50 F 72,80 Y 112,80 TB 126,10 
		 >> TA 5431300					

RENAULT	Ø 69						
GASOLINE ENGINE D4F 702 D4F 704 D4F 706 D4F 708 EURO 3 D4F 712 D4F 714 D4F 716 D4F 722 D4F 728 D4F 730 D4F 740 D4F 764 D4F 790 1149 CC 4 CYL.	  17,50 x 54,00	Cyl. 4 ST 26,70 TB 44,70 HD + 1,00 MØ 60,00	69,00 69,50	TA 6330448 TA 6330459	TA 7390404 TA 7390415	S01 1,20 CR S26 1,50 P S38 2,50 CR,ST	
		 >>					

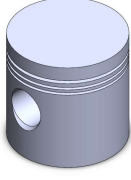
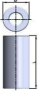
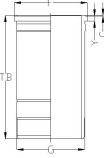




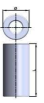



RENAULT	Ø	69					
GASOLINE ENGINE D7F 700 D7F 701 D7F 702 D7F 703 D7F 704 D7F 710 D7F 720 D7F 722 D7F 726 D7F 730 D7F 746 D7F 766 EURO 4 1149 CC 4 CYL.	  18,00 x 52,00	Cyl. 4 ST 27,10 TB 50,50	69,00 69,50	TA 6330440 TA 6330451	TA 7390401 TA 7390412	S01 1,50 CR S26 1,50 P S38 2,50 CR,ST	
		 >>					

RENAULT	Ø	70					
GASOLINE ENGINE 688 - 01 688 - 03 688 - 10 688 - 11 688 - 12 C1E C7 1108 CC 4 CYL.	  18,00 x 62,00	Cyl. 4 ST 40,00 TB 68,00	58,00	TA 6330402	TA 7330400	S01 1,75 CR S06 2,0 P S35 3,50 CR	TA 4062413 DF G 75,50 F 85,80 Y 94,85 TB 135,00 
		 >> TA 5330404					



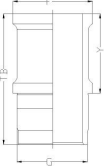





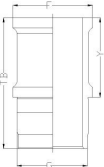

RENAULT	Ø 71,5						
GASOLINE ENGINE C1G 702 C1G 710 C1G 726 C1G 730 1237 CC 4 CYL.		Cyl. 4 ST 37,50 TB 62,50	58,00	TA 6330601	TA 7330606	S01 1,75 CR S06 2,0 P S35 4,0 CR	TA 4080414 DF G 78,50 F 88,00 Y 94,85 TB 134,00
	 20,00 x 62,50						
				>> TA 5330603			

RENAULT	Ø 72,2						
GASOLINE ENGINE H4B 400 H4B 401 H4B 408 3 CYL. 898 CC H4D 400 4 CYL. 999 CC H5F 402 H5F 404 H5F 408 H5F 412 4 CYL. 1197 CC		Cyl. ST 31,25 TB 49,00 HD -5,00 VT 2.50 1,18 MØ 57,00	72,20 72,70	TA 6331428 TA 6331439	TA 7393755 TA 7393766	S02 1,20 PVD, S26 1,50 CR S35 2,00 CR,ST	
	 20,00 x 47,20						
				>>			



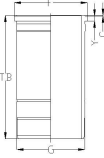





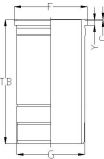



RENAULT	Ø 75						
GASOLINE ENGINE 150A700 1360 CC 4 CYL.	  19,50 x 65,00	Cyl. 4 ST 40,50 TB 65,50	75,00	TA 6107102	TA 7107100	S01 1,75 CR S06 2,00 P S35 4,00 CR	TA 4080112 G 79,5 F 89,2 Y 89,20 TB 135,40 
			>> TA 5176404				

RENAULT	Ø 75						
GASOLINE ENGINE 129A700 1219 CC 4 CYL.	  19,50 x 65,00	Cyl. 4 ST 40,50 TB 65,50	75,00	TA 6107102	TA 7107100	S01 1,75 CR S06 2,00 P S35 4,00 CR	TA 4078911 G 79,5 F 89,2 Y 85,00 TB 122,50 
			>> TA 5107104				


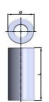
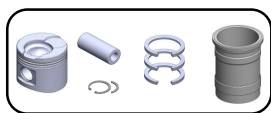



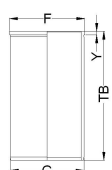


RENAULT	Ø	76					
GASOLINE ENGINE C1J 715 C1J 742 C1J 768 C1J 780 C2J 700 C2J 713 C2J 717 C2J 718 C2J 772 C2J 882 C3J 700 C3J 702 C3J 710 C3J 720 847 12 - 847 20 847 21 1397 CC 4 CYL.	  20,00 x 64,00	Cyl. 4 ST 37,50 TB 64,00	76,00	TA 6331205	TA 7331203	S02 1,75 CR,P S26 2,00 P S35 4,00 CR,P	TA 4076413 W G 80,60 F 90,20 Y 95,00 TB 134,00 
		 >> TA 5331200					

RENAULT	Ø	76					
GASOLINE ENGINE C1J 700 C1J 760 C1J 770 C1J 780 C1J 782 C1J 788 C1J 792 C1J 793 C1J 796 TURBO 1397 CC 4 CYL.	  20,00 x 64,00	Cyl. 4 ST 37,40 TB 62,40 HD + 1,00	76,00	TA 6331404	TA 7331203	S01 1,75 CR,P S26 2,00 P S35 4,00 CR,P	TA 4076413 W G 80,60 F 90,20 Y 95,00 TB 134,00 
		 >> TA 5331406					


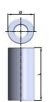
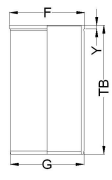
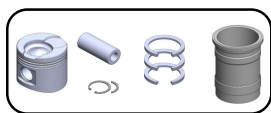




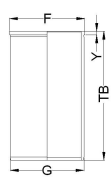
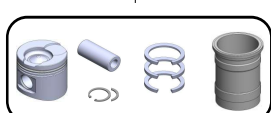


RENAULT		Ø 76							
DIESEL ENGINE		Cyl. 4	76,00	TA 6389620	TA 7389502	S02 2,00	CR,P		
		ST 41,667	76,50	TA 6389631	TA 7389513	S08 2,00	P		
		TB 66,00				S35 2,50	CR,P		
		HD -13,50							
		VT 0,43 0,25							
		MØ 47,00							
	RC								
		26,00							
		x							
		60,00							
K9K 636									
K9K 770									
K9K 772									
K9K 782									
K9K 808									
K9K 834									
K9K 836									
K9K 837									
K9K 846									
EURO 5									
1461 CC 4 CYL.									
				>>					




RENAULT		Ø 76							
DIESEL ENGINE		Cyl. 4	76,00	TA 6389600	TA 7389502	S02 2,00	CR,P	TA 4076417	
		ST 41,78	76,50	TA 6389611	TA 7389513	S08 2,00	P	G 79,10	
		TB 66,00				S35 2,50	CR,P	F 81,00	
		HD -14,00							
		VT -0,28 -0,48							
		MØ 39,70							
	RC								
		26,00							
		x							
		60,00							
K9K 700									
K9K 704									
K9K 706									
K9K 710									
K9K 712									
EURO 3									
K9K 714									
K9K 716									
K9K 722									
K9K 724									
K9K 750									
K9K 752									
K9K 760									
K9K 762									
K9K 768									
K9K 790									
K9K 792									
K9K 794									
K9K 800									
1461 CC 4 CYL.									
				>>					






RENAULT		Ø 76							
DIESEL ENGINE K9K 732 EURO 4 K9K 764 EURO 4 K9K 780 EURO 4 K9K 804 EURO 4 K9K 806 EURO 4 K9K 832 EURO 4 K9K P732 1461 CC 4 CYL.	 RC,OCP  26,00 x 60,00	Cyl. 4 ST 41,70 TB 66,00 HD -12,80 VT -0,25 -0,43 MØ 49,00	76,00 76,50	TA 6396106 TA 6396110	TA 7389502 TA 7389513	S02 2,00 CR,P S08 2,00 P S35 2,50 CR	TA 4076417 G 79,10 F 81,00 Y 5,00 TB 142,00		
		 >>							

RENAULT		Ø 76							
DIESEL ENGINE K9K 770 K9K 782 K9K 808 K9K 816 EURO 5 K9K 820 K9K 834 EURO 5 K9K H834 K9K 836 K9K J836 EURO 5 1461 CC 4 CYL.	 RC,OCP  26 x 66	Cyl. 4 ST 41,70 TB 66,00 HD -13,50 VT -0,25 -0,43 MØ 49,00	76,00 76,50	TA 6389640 TA 6389651	TA 7389502 TA 7389513	S02 2,00 CR,P S08 2,00 P S35 2,50 CR	TA 4076417 SF G 79,10 F 81,00 Y 5,00 TB 142,00		
		 >>							


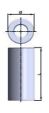
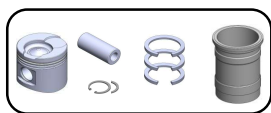



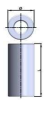

RENAULT		Ø 79,5					
GASOLINE ENGINE K4J 713 K4J 714 K4J 730 K4J 740 K4J 750 K4J 770 K4J 780 1390 CC 4 CYL.	  20,00 x 62,00	Cyl. 4 ST 37,20 TB 64,50 VT -1,2 -2,08	79,50 80,00	TA 6331632 TA 6331643	TA 7381310 TA 7381321	S02 1,50 CR S26 1,50 P S37 2,50 CR,ST	
		 >>					

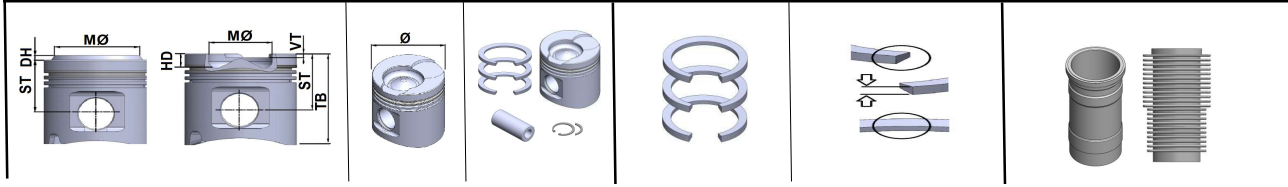
RENAULT		Ø 79,5					
GASOLINE ENGINE K4M 690 - 697 K4M 698 - 700 K4M 701 - 704 K4M 706 - 707 K4M 708 - 709 K4M 710 - 711 K4M 712 - 714 K4M 716 - 720 K4M 724 - 730 K4M 732 - 734 K4M 736 - 740 K4M 742 - 743 K4M 744 - 745 EURO 4 K4M 748 - 750 K4M 752 - 753 K4M 754 - 762 K4M 764 - 768 K4M 776 - 788 K4M 790 K4M 830 - 856 EURO 4	  20,00 x 62,00	Cyl. 4 ST 31,70 TB 55,00 HD 1,57 VT -1,3 MØ 70,00	79,50 80,00	TA 6331638 TA 6331649	TA 7381310 TA 7381321	S02 1,50 NT,ST S26 1,50 P S37 2,50 CR,ST	
		 >>					











RENAULT		Ø 79,5					
GASOLINE ENGINE K7J 710 1390 CC 4 CYL.	  19,00 x 62,00	Cyl. 4 ST 34,80 TB 57,00	79,50 80,00	TA 6331620 TA 6331642	TA 7381310 TA 7381321	S02 1,50 CR S26 1,50 P S37 2,50 CR,ST	
		 >>					

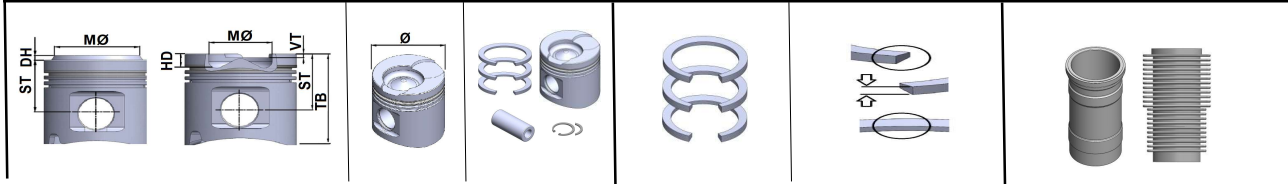
RENAULT		Ø 79,5					
GASOLINE ENGINE K7J 710 1390 CC 4 CYL.	  19,00 x 62,00	Cyl. 4 ST 35,80 TB 58,00	79,50 80,00	TA 6331644 TA 6331655	TA 7381310 TA 7381321	S02 1,50 CR S26 1,50 P S37 2,50 CR,ST	
		 >>					


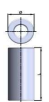
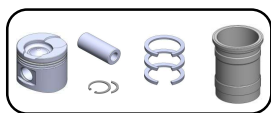



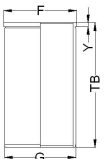


RENAULT		Ø 79,5					
GASOLINE ENGINE K7M 702 K7M 703 K7M 710 K7M 720 K7M 744 K7M 745 K7M 745 K7M 790 1598 CC 4 CYL.	 SP CYL. 1/2  19,00 x 62,00	Cyl. 4 ST 29,25 TB 56,30 HD 2,55	79,50 80,00	TA 6331624 TA 6331635	TA 7381310 TA 7381321	S02 1,50 CR, P S26 1,50 P S37 2,50 CR,ST	
		 >>					

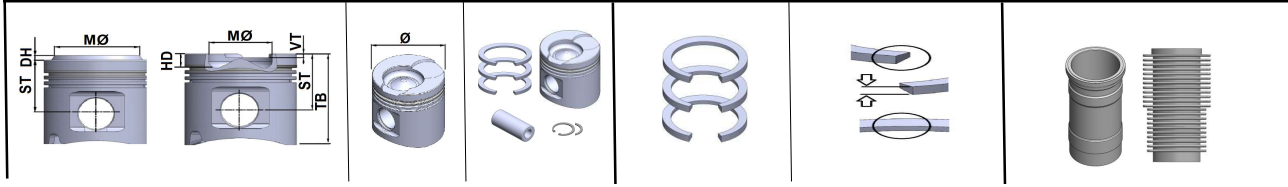
RENAULT		Ø 79,5					
GASOLINE ENGINE K7M 702 K7M 703 K7M 710 K7M 720 K7M 744 K7M 745 K7M 745 K7M 790 1598 CC 4 CYL.	 SP CYL. 3/4  19 x 62	Cyl. 4 ST 29,25 TB 56,30 HD 2,55	79,50 80,00	TA 6331628 TA 6331639	TA 7381310 TA 7381321	S02 1,50 CR, P S26 1,50 P S37 2,50 CR,ST	
		 >>					


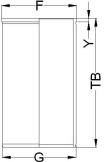





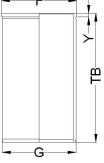




RENAULT		Ø 79,5					
GASOLINE ENGINE K7M 732 EURO 4 1598 CC 4 CYL.		Cyl. 4 ST 28,31 TB 52,81	79,50 80,00	TA 6331670 TA 6331681	TA 7381310 TA 7381321	S02 1,50 CR S26 1,50 P S37 2,50 CR,ST	
		 19,00 x 62,00					
		>>					

RENAULT		Ø 80					
DIESEL ENGINE F8Q 606 - F8Q 620 F8Q 636 - F8Q 640 F8Q 644 - F8Q 646 F8Q 648 - F8Q 672 F8Q 676 - F8Q 678 F8Q 682 - F8Q 692 F8Q 696 - F8Q 704 F8Q 706 - F8Q 710 F8Q 714 - F8Q 722 F8Q 724 - F8Q 730 F8Q 732 - F8Q 742 F8Q 744 - F8Q 764 F8Q 774 - F8Q 776 1870 CC 4 CYL.	 RC	Cyl. 4 ST 42,50 TB 67,40 HD -0,7	80,00 80,25 80,50	TA 6345706 TA 6345710 TA 6345721	TA 7345704 TA 7345715 TA 7345726	S02 2,00 CR S07 2,00 P S35 3,00 CR	
		 24,00 x 63,00					
		>>					


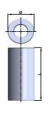
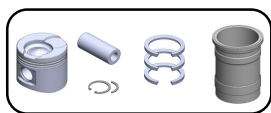



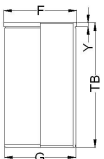
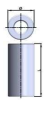

RENAULT	Ø	80						
DIESEL ENGINE F8Q 630 F8Q 632 F8Q 662 1870 CC 4 CYL.		Cyl. 4 ST 42,25 TB 70,50 HD -4,50	80,00 80,50	TA 6345713 TA 6345724	TA 7245506 TA 7245510	S01 2,00 CR S06 2,00 S35 3,00 CR	TA 4076421 SF G 83,00 F 85,00 Y 5,00 TB 155,00	
		 24,00 x 63,00	 >>					

RENAULT	Ø	80						
DIESEL ENGINE F8Q 630 F8Q 632 F8Q 662 2 HOLE 1870 CC 4 CYL.		Cyl. 4 ST 42,25 TB 70,50 HD -1,58	80,00 80,50	TA 6349340 TA 6349351	TA 7345704 TA 7345715	S01 2,00 M S06 2,00 S35 3,00 CR	TA 4076421 SF G 83,00 F 85,00 Y 5,00 TB 155,00	
		 24,00 x 63,00	 >>					










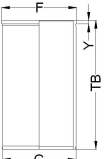

RENAULT		Ø 80,01					
DIESEL ENGINE	 RC, OCP	Cyl. 4	80,00	TA 6393460	TA 7386312	S17 2,00 NITC	
		ST 45,95	80,50	TA 6393471	TA 7386323	S06 1,75 P	
R9M 402 EURO 5		TB 70,48				S35 2,00 NIT	
R9M 404 EURO 5		HD -12,40					
R9M 408		MØ 46,50					
R9M 409 EURO 5							
R9M 413							
R9M 414							
R9M 450							
R9M 452							
R9M 453							
1598 CC 4 CYL.	 30,00 x 60,00						
 >>							

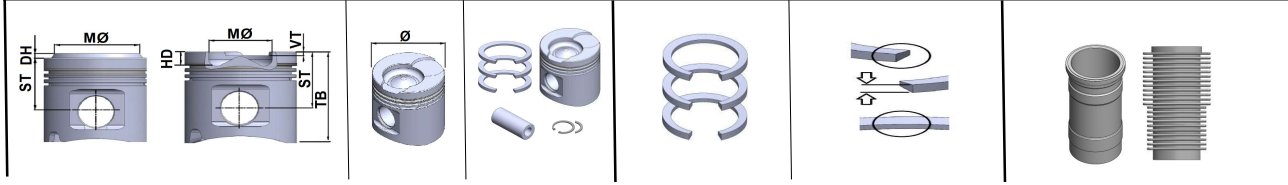
RENAULT		Ø 80,01					
DIESEL ENGINE	 RC,OCP	Cyl. 4	80,00	TA 6349302	TA 7349300	S20 2,50 CR	
		ST 41,71	80,25	TA 6349313	TA 7349311	S06 2,00 P	
F8Q 610		TB 66,69	80,50	TA 6349324	TA 7349322	S35 3,00 CR	
F8Q 740		HD -1,3					
F8Q 768							
F8Q784							
F8Q 785							
F8Q 786							
1870 CC 4 CYL.	 26,00 x 66,50						
 >>							


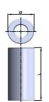
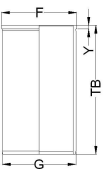
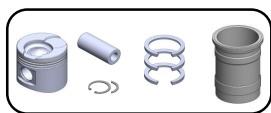




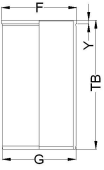



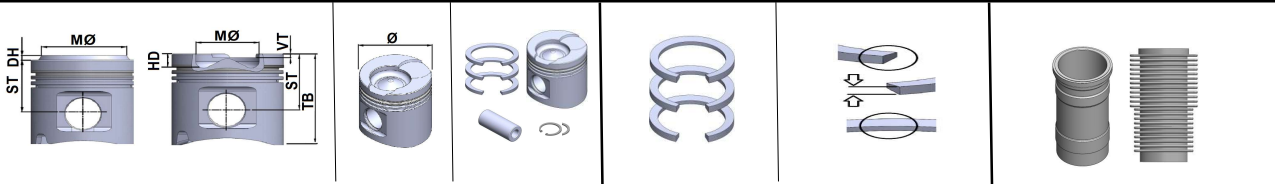
RENAULT		Ø 80,01					
DIESEL ENGINE F9Q 870 F9Q 872 1870 CC 4 CYL.	 RC,OCP  28,00 x 64,00	Cyl. 4 ST 46,96 TB 70,00 HD -13,27 MØ 48,00	80,019 80,519	TA 6378452 TA 6378474	TA 7386304 TA 7386326	S02 2,50 M S03 2,00 P S35 3,00 CR,P	
		 >>					




RENAULT		Ø 80,01						
DIESEL ENGINE F9Q 204 F9Q 260 F9Q 650 F9Q 664 F9Q 670 F9Q 674 F9Q 750 F9Q 756 F9Q 758 F9Q 800 F9Q 808 F9Q 812 F9Q 816 F9Q 818 F9Q 820 F9Q 826 1870 CC 4 CYL.	 RC,OCP  28,00 x 60,00	Cyl. 4 ST 47,04 TB 77,00 HD -17,80 VT -0,75 MØ 38,00	80,01 80,51 80,76	TA 6393402 TA 6393413 TA 6393424	TA 7386304 TA 7386326 TA 7386330	S02 2,50 M S03 2,00 P S35 3,00 CR,P	TA 4076425 G 83,00 F 85,00 Y 5,00 TB 155,00	
		 >>						






RENAULT		Ø 80,01							
DIESEL ENGINE F9Q 264 F9Q 266 F9Q 758 F9Q 759 F9Q 803 F9Q 804 F9Q E804 EURO 4 F9Q EE 804 EURO 4 F9Q J 803 1870 CC 4 CYL.	 RC,OCP  28,00 x 64,00	Cyl. 4 ST 47,04 TB 77,00 HD -17,80 VT -0,85 MØ 40,00	80,01 80,51	TA 6393410 TA 6393422	TA 7386304 TA 7386326	S02 2,50 M S03 2,00 P S35 3,00 CR,P	TA 4076425 G 83,00 F 85,00 Y 5,00 TB 155,00		
		 >>							




RENAULT		Ø 80,01							
DIESEL ENGINE F9Q 200 F9Q 710 - 717 F9Q 718 - 731 F9Q 732 - 733 F9Q 736 - 738 F9Q 740 - 744 F9Q 748 - 752 F9Q 754 - 760 F9Q 762 - 770 F9Q 772 - 774 F9Q 780 - 782 F9Q 790 - 796 1870 CC 4 CYL.	 RC  28,00 x 60,00	Cyl. 4 ST 47,06 TB 77,40 HD -17,80 VT -0,75 MØ 38,00	80,01 80,26 80,51	TA 6378400 TA 6378411 TA 6378422	TA 7378405 TA 7378416 TA 7378420	S02 2,50 CR S03 2,00 P S35 3,00 CR,P	TA 4076425 G 83,00 F 85,00 Y 5,00 TB 155,00		
		 >>							






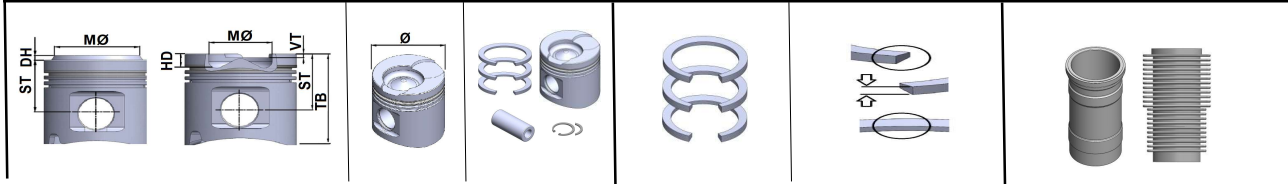
RENAULT	Ø	81				
GASOLINE ENGINE F1N 720 - 722 F1N 724 F2N 708 - 710 F2N 712 - 720 F2N 721 - 726 F2N 727 - 728 F2N 740 - 750 F2N 752 - 770 F3N 702 - 716 F3N 717 - 718 F3N 722 - 723 F3N 726 - 740 F3N 741 - 742 F3N 743 1721 CC 4 CYL.	 SP  21,00 x 65,00	Cyl. 4 ST 44,05 TB 70,00 HD - 13,87	81,00 81,50	TA 6267402 TA 6267413	TA 7267400 TA 7267411	S01 1,75 CR S06 2,00 P S35 3,00 NIT
		 >>				


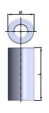
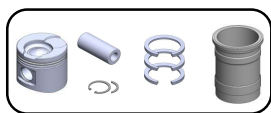
RENAULT	Ø	82,7				
GASOLINE ENGINE F3R 722 F3R 723 F3R 791 F3R 796 F3R 797 F3R 798 1721 CC 4 CYL.	 SP  21,00 x 57,00	Cyl. 4 ST 36,12 TB 60,00 HD - 9,08 MØ 67,00	82,70 82,95 83,20	TA 6369205 TA 6369216 TA 6369220	TA 7368001 TA 7368012 TA 7368023	S01 1,50 CR S26 1,75 P S34 3,00 CR
		 >>				


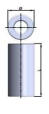



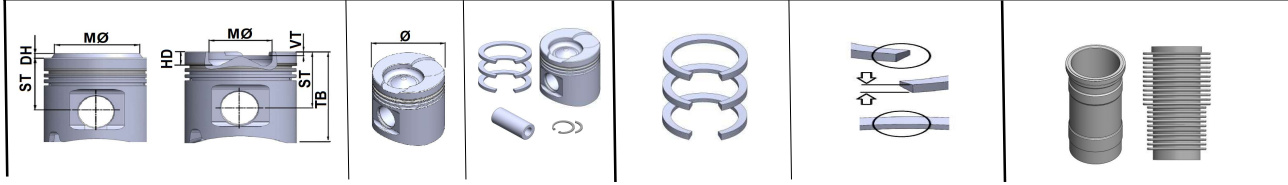
RENAULT		Ø	83				
GASOLINE ENGINE N7Q 700 N7Q 704 N7Q 710 N7Q 711 N7U 1948 CC 4 CYL.	 SP  23,00 x 61,00	Cyl. 4 ST 35,90 TB 60,65 VT -1,43 DH +0,75	83,01 83,50	TA 6393406 TA 6393417	TA 7390420 TA 7390431	S06 1,20 S26 1,75 S35 3,00 CR	
		 >>					




RENAULT		Ø	84				
DIESEL ENGINE M9R 700 - 721 M9R 722 - 724 M9R 740 - 742 M9R 744 - 746 M9R 748 - 750 M9R 760 - 761 M9R 762 - 763 M9R 780 EURO 4 M9R 782 M9R 786 EURO 4 M9R 800 - 802 M9R 804 - 805 EURO 4 M9R 809 - 815 M9R 816 - 817 M9R 820 - 824 M9R 830 - 832 1995 CC 4 CYL.	 RC, OCP  32,00 x 65,00	Cyl. 4 ST 47,92 TB 76,00 HD -14,90 VT 0,40 0,40 MØ 49,07	84,00 84,50	TA 6396902 TA 6396913	TA 7396900 TA 7396911	S14 2,50 CR S26 2,00 P S35 2,00 CR	
		 >>					






RENAULT		Ø	84				
DIESEL ENGINE	 RC, OCP,YP,T	Cyl. 4 ST 47,92 TB 76,00 HD -14,90 VT 0,30 0,30 MØ 50,00	84,00	TA 6396910	TA 7396900	S14 2,50 CR	
			84,50	TA 6396921	TA 7396911	S26 2,00 P	S35 2,00 CR
M9R 610 - 615							
M9R 692							
EURO 5							
M9R 828 - 844							
M9R 846 - 850							
M9R 854							
M9R 856							
EURO 4							
M9R 857 - 858							
M9R 859 - 862							
EURO 4							
M9R 864							
M9R 865 - 866							
EURO 4							
1995 CC 4 CYL.							
	 32,00 x 65,00						
	 >>						

RENAULT		Ø	84				
DIESEL ENGINE	 RC, OCP,YP,T	Cyl. 4 ST 47,92 TB 76,00 HD -14,90 VT 0,30 0,30 MØ 50,00	84,00	TA 6396916	TA 7396908	S01 2,00 CR	
			84,50	TA 6396927	TA 7396919	S06 2,00 CR	S35 2,00 CR
M9R 610 - 615							
M9R 692							
EURO 5							
M9R 828 - 844							
M9R 846 - 850							
M9R 854							
M9R 856							
EURO 4							
M9R 857 - 858							
M9R 859 - 862							
EURO 4							
M9R 864							
M9R 865 - 866							
EURO 4							
1995 CC 4 CYL.							
	 32,00 x 65,00						
	 >>						


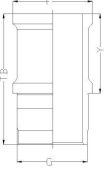





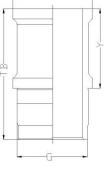


RENAULT		Ø	85				
DIESEL ENGINE		Cyl. 4	85,01	TA 6396945	TA 7381324	S14 2,00 CR,ST	
			85,51	TA 6396956	TA 7381335	S06 1,75 CR,P	
M9T 700	RC,OCP,T	ST 47,83				S35 2,00 CR	
M9T 702		TB 73,92					
EURO 5		HD -16,20					
		VT -0,40					
M9T 710		MØ 50,00					
2298 CC 4 CYL.							
		32,00					
		x					
		67,50					
			>>				

RENAULT		Ø	85,01				
DIESEL ENGINE		Cyl. 4	85,01	TA 6396908	TA 7381360	S14 2,50 CR,P	
			85,51	TA 6396919	TA 7381371	S06 2,00 CR,P	
M9T 606	RC,OCP	TB 76,00				S35 2,00 CR	
M9T 670 - 672		HD -16,20					
EURO 5		VT -0,40					
M9T 676 EURO 4		MØ 50,00					
M9T 678 - 680							
M9T 686 EURO 5							
M9T 690 EURO 5							
M9T 692 - 694							
EURO 4							
MT 696 EURO 4							
M9T 698 EURO 5		32,00					
M9T 870		x					
EURO 4-5		65,00					
M9T 872							
M9T 880 EURO 5							
M9T 882							
M9T 890 EURO 5							
M9T 892 - 896 -							
M9T 898							
EURO 5							
2298 CC 4 CYL.			>>				


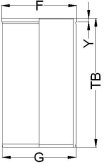






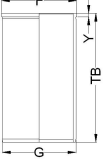





RENAULT	Ø	86					
DIESEL ENGINE		Cyl. 4 ST 51,00 TB 92,90 HD -4,0	86,00 86,50	TA 6305902	TA 7305900 TA 7305911	S01 2,00 M S06 2,00 P S35 4,00 CR	TA 4081416 S G 93,60 F 93,05 TB 166,00
852 J8S 330 J8S 600 J8S 604 J8S 620 J8S 704 J8S 706 J8S 711 J8S 712 J8S 736 J8S 740 J8S 784							
2068 CC 4 CYL.	 28,00 x 75,00						
				>> 5305904			


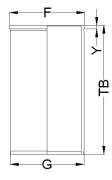
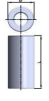

RENAULT	Ø	86					
DIESEL ENGINE		Cyl. 4 ST 50,99 TB 93,00 HD -4,0	86,00 86,50	TA 6360200 TA 6360211	TA 7360205 TA 7360216	S18 2,50 CR S26 2,50 P S35 4,00 CR	TA 4081416 S G 93,60 F 93,05 TB 166,00
J8S 240 J8S 610 J8S 612 J8S 702 J8S 708 J8S 714 J8S 738 J8S 742 J8S 746 J8S 758 J8S 760 J8S 772 J8S 774 J8S 776 J8S 778 J8S 786 J8S 788 J8S 814 J8S 890							
2068 CC 4 CYL.	RC  28,00 x 75,00						
				>> 5360202			






RENAULT		Ø 87,01							
DIESEL ENGINE	 RC,OCP	Cyl. 4	87,01	TA 6393704	TA 7393702	S11 3,00 CR	TA 4076435		
		ST 54,53	87,51	TA 6393715	TA 7393713	S06 1,75 CR,P	G 90,00		
		TB 84,20				S35 2,50 CR,P	F 91,50		
		HD -17,50					Y 5,00		
		VT -1,60 -2,00					TB 167,00		
		MØ 40,40							
	 31,00 x  65,00								
G9T 605									
G9T 606									
EURO 4									
G9T 607									
G9T 642									
G9T 645 EURO 4									
G9T 700									
G9T 702 EURO 3									
G9T 703									
G9T 706									
G9T 707									
G9T 742									
G9T 743									
2188 CC 4 CYL.									
 >>									

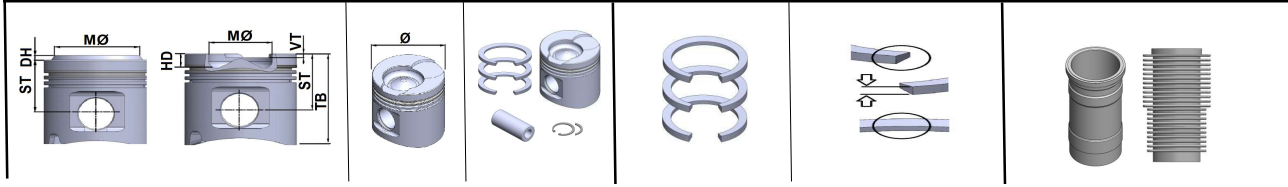
RENAULT		Ø 87,01							
DIESEL ENGINE	 RC	Cyl. 4	87,01	TA 6393800	TA 7393702	S11 3,00 CR,P	TA 4076435		
		ST 54,53	87,51	TA 6393811	TA 7393713	S06 1,75 CR,P	G 90,00		
		TB 84,20				S35 2,50 CR,P	F 91,50		
		HD -17,50					Y 5,00		
		VT -1,60 -2,00					TB 167,00		
		MØ 40,40							
	 31,00 x  65,00								
G9T 607									
G9T 710									
G9T 720									
G9T 722									
G9T 750									
2188 CC 4 CYL.									
 >>									



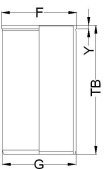





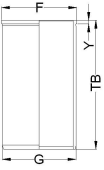

RENAULT		Ø	89					
DIESEL ENGINE	 RC	Cyl. 4 ST 53,03 TB 83,09 HD -17,85 VT -1,60 -2,00 MØ 43,20	89,00	TA 6389806	TA 7389804	S16 3,00 CR,P	TA 4076439	 G 92,00 F 93,50 Y 5,00 TB 168,00
			89,50	TA 6389810	TA 7389815	S26 1,75 P S35 2,50 CR,P		
G9U 720								
G9U 724								
G9U 730								
G9U 750								
G9U 754								
EURO 3								
2464 CC 4 CYL.	 31,00 x 65,00							
		 >>						

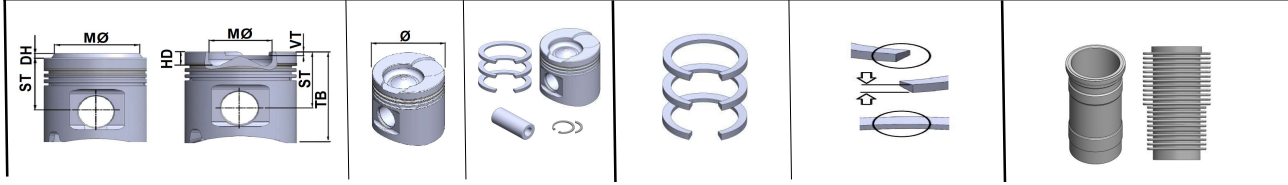
RENAULT		Ø	89					
DIESEL ENGINE	 RC	Cyl. 4 ST 53,075 TB 83,09 HD -16,13 VT -1,50 -1,80 MØ 48,00	89,00	TA 6389830	TA 7389804	S16 3,00 CR,P		
			89,50	TA 6389841	TA 7389815	S21 1,75 CR,P S35 2,50 CR		
G9U 632 EURO 4								
G9U 650 EURO 4								
2464 CC 4 CYL.	 31,00 x 65,00							
		 >>						


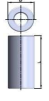








RENAULT		Ø 93							
DIESEL ENGINE 8140.61.2300 8140.61.240 S8U 720 S8U 722 S8U 730 S8U 731 2445 CC 4 CYL.	 RC,SP,EP  32,00 x 74,40	Cyl. 4 ST 55,00 TB 90,00 HD -2,20	93,00 93,40 93,60	TA 6056805 TA 6056820 TA 6056831	TA 7056803 TA 7056825 TA 7056836	S01 3,00 CR S26 2,00 P S35 4,00 CR	TA 4415913 SZ G 96,00 F 99,00 Y 4,80 TB 170,50		
		 >>							



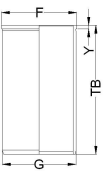
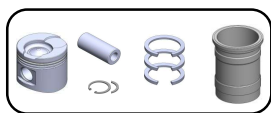
RENAULT		Ø 93							
DIESEL ENGINE 8140.67.2550 S8U 750 S8U 758 S8U 780 S8W 732 S8W 742 2499 CC 4 CYL.	 RC,SP,EP  32,00 x 75,20	Cyl. 4 ST 54,00 TB 89,00 HD -2,20	93,00 93,40 93,60	TA 6325605 TA 6325616 TA 6325620	TA 7325500 TA 7325511 TA 7325522	S01 3,00 CR S26 2,00 P S35 3,00 CR	TA 4411053 SZ G 96,00 F 98,90 Y 5,00 TB 167,30		
		 >>							



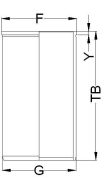



RENAULT	Ø	93				
DIESEL ENGINE 8144.21.235 IDS 2445 CC 4 CYL.	 RC,SP	Cyl. 4 ST 59,65 TB 97,65 HD -14,80 MØ 52,00	93,00 93,40 93,60	TA 6354504 TA 6354515 TA 6354526	TA 7354406 TA 7354410 TA 7354421	S16 3,00 CR,P S10 2,00 P S35 3,00 CR,P
		 32,00 x 78,00	 >>			

RENAULT	Ø	94,4				
DIESEL ENGINE 8140.07.2530 ID 8140.07.2585 8140.07.2700 8140.07.3700 2499 CC 4 CYL.	 RC	Cyl. 4 ST 58,75 TB 96,75 HD -16,90 MØ 40,00	94,40 94,80 95,00	TA 6354401 TA 6354412 TA 6354423	TA 7354406 TA 7354410 TA 7354421	S16 3,00 CR S10 2,00 P S35 3,00 CR
		 32,00 x 75,00	 >>	94,40		



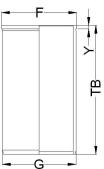





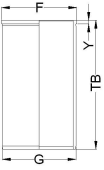

RENAULT		Ø 94,4							
DIESEL ENGINE S9W 702 EURO 2 2799 CC 4 CYL.	 RC,OCP  32,00 x 72,00	Cyl. 4 ST 58,75 TB 87,60 HD -19,40 MØ 39,30	94,40 94,80 95,00	TA 6393505 TA 6393516 TA 6393520	TA 7393503 TA 7393514 TA 7393525	S16 2,50 CR S06 2,00 P S35 2,50 CR	TA 4467328 SZ G 97,50 F 100,90 Y 5,00 TB 167,00		
		94,40							
 >>									

RENAULT		Ø 94,4							
DIESEL ENGINE 8140.23.2585 8140.43.2585 8140.43.3700 2798 CC 4 CYL.	 RC,OCP  32,00 x 78,00	Cyl. 4 ST 58,75 TB 96,75 HD -19,45 MØ 39,30	94,40 95,00	TA 6376705 TA 6376716	TA 7376703 TA 7376714	S16 3,00 CR,P S06 2,00 P S35 3,00 CR,P	TA 4467328 SZ G 97,50 F 100,90 Y 5,00 TB 167,00		
 >>									



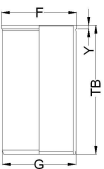





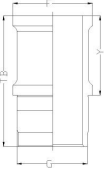



RENAULT		Ø 94,4							
DIESEL ENGINE 8140.43.S.3585 8140.43.S.2585 2798 CC 4 CYL.	 RC,OCP  32,00 x 72,00	Cyl. 4 ST 58,75 TB 87,60 HD -21,00 MØ 39,30	94,40 94,80 95,00	TA 6393601 TA 6393612 TA 6393623	TA 7393503 TA 7393514 TA 7393525	S16 2,50 CR S06 2,00 P S35 2,50 CR	TA 4467328 SZ G 97,50 F 100,90 Y 5,00 TB 167,00		 >>
		94,40							




RENAULT		Ø 89							
DIESEL ENGINE G9U 720 G9U 724 G9U 730 G9U 750 G9U 754 EURO 3 2464 CC 4 CYL.	 RC  31,00 x 65,00	Cyl. 4 ST 53,03 TB 83,09 HD -17,85 VT -1,60 -2,00 MØ 43,20	89,00 89,50	TA 6389812 TA 6389823	TA 7389808 TA 7389819	S11 2,50 CR,P S26 1,75 P S35 2,50 CR,P	TA 4076439 G 92,00 F 93,50 Y 5,00 TB 168,00		 >>





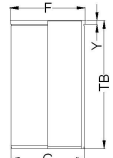
RENAULT		Ø 94,4							
DIESEL ENGINE 8140.63.2585 F28D 2798 CC 4 CYL.	 RC,SP,EP  32,00 x 68,00	Cyl. 4 ST 55,00 TB 90,00 HD -2,80	94,40 95,00	TA 6376722 TA 6376733	TA 7432062 TA 7432073	S16 3,00 CR S10 2,00 P S35 2,50 CR	TA 4411053 SZ G 96,00 F 98,90 Y 5,00 TB 167,30		
		 >>							

ROVER		Ø 75							
DIESEL ENGINE TUD3 1360 CC 4 CYL.	  23,00 x 63,00	Cyl. 4 ST 42,96 TB 68,96 HD -1,5	75,00	TA 6346001	TA 7346006	S01 2,25 CR S06 1,75 P S33 3,00 CR	TA 4118111 G 79,5 F 0 Y 90,00 TB 135,00		
		 >> TA 5346003							









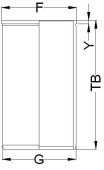
ROVER	Ø	77					
DIESEL ENGINE TUD5 1527 CC 4 CYL.		Cyl. 4 ST 40,37 TB 66,32 VT -1,65	77,00 77,40	TA 6374406	TA 7374404 TA 7374415	S01 2,00 CR S08 1,75 S35 3,00 CR	
		ST : 40,10 TB : 66,32	77,40	TA 6374410	TA 7374415		
	 23 x 60						
							

ROVER	Ø	80					
DIESEL ENGINE XUD 7 TE 1769 CC 4 CYL.		Cyl. 4 ST 46,80 TB 84,50 VT -2,2	80,00 80,50 80,80	TA 6315400 TA 6315411 TA 6315422	TA 7315405 TA 7315416 TA 7315420	S18 3,0 CR S06 2,0 P S35 3,0 CR	TA 4421616 G 83,00 F 86,00 Y 4,50 TB 154,00
		28,00 x 68,00					
							


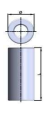
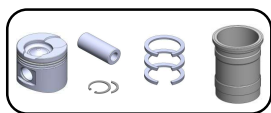



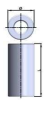



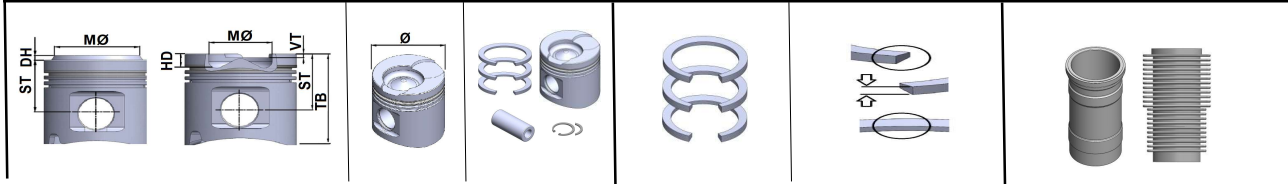
SAAB	Ø 79						
GASOLINE ENGINE A 16 LET EURO 5 1598 CC 4 CYL.	 EP  19,00 x 53,00	Cyl. 4 ST 27,50 TB 45,10 DH +0,60 MØ 67,50	79,00 79,50 80,00	TA 6371831 TA 6371842 TA 6371853	TA 7344756 TA 7344767 TA 7344778	S01 1,20 NIT S26 1,20 P S38 2,00 NIT	
		 >>					





SAAB	Ø 82						
DIESEL ENGINE Z19 DTH 1910 CC 4 CYL.	 RC, OCP, BB  26 x 61	Cyl. 4/5 ST 46,50 TB 72,50 HD -15,40 VT -1,03 MØ 41,50	82,00 82,40 82,60	TA 6427868 TA 6427899 TA 6427879	TA 7428422 TA 7428444 TA 7428433	S01 2,00 CR,P S26 2,00 P S35 2,00 CR,P	TA 4042234 G 85,00 F 88,00 Y 4,50 TB 155,00 TA 4042238 G 85,57 F 88,53 Y 4,00 TB 155,00
		 >>					


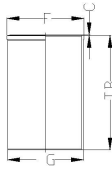





SAAB	Ø 82						
DIESEL ENGINE Z19 DT 1910 CC 4 CYL.	 RC, BB  26 x 61	Cyl. 4/5 ST 46,50 TB 72,50 HD -17,50 VT -0,65 MØ 37,50	82,00 82,40 82,6	TA 6427844 TA 6427855 TA 6427866	TA 7428422 TA 7428444 TA 7428433	S01 2,00 CR S26 2,00 P S35 2,00 CR,P	TA 4042234 G 85,00 F 88,00 Y 4,50 TB 155,00 TA 4042238 G 85,57 F 88,53 Y 4,00 TB 155,00
		 >>					

SAAB	Ø 82						
DIESEL ENGINE Z19 DT 1910 CC 4 CYL.	 RC  26 x 61	Cyl. 4/5 ST 46,50 TB 72,50 HD -17,50 VT -0,80 MØ 37,50	82,00 82,40 82,60	TA 6427210 TA 6427221 TA 6427232	TA 7428470 TA 7428481 TA 7428492	S01 2,50 CR, P S26 2,00 P S35 2,00 CR, P	TA 4042234 G 85,00 F 88,00 Y 4,50 TB 155,00 TA 4042238 G 85,57 F 88,53 Y 4,00 TB 155,00
		 >>					


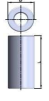
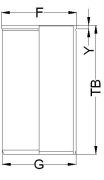
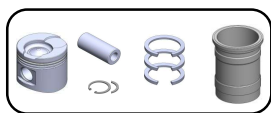




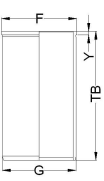

SAAB		Ø 84							
DIESEL ENGINE	 RC, OCP	Cyl. 4	84,00	TA 6382003	TA 7381603	S18 1,75 CR			
		ST 45,80	84,50	TA 6382014	TA 7381614	S06 1,75 P			
D223L		TB 70,80				S35 3,00 CR			
X22 DTH		HD -14,67							
Y22 DTH		VT -1,05							
2172 CC 4 CYL.		MØ 43,00							
	 29,00 x  68,00								
	 >>								

SANTANA		Ø 75							
DIESEL ENGINE	 RC, OCP	Cyl. 4	75,00	TA 6395001	TA 7395006	S01 3,00 CR	TA 4422330		
		ST 41,70	75,50	TA 6395012	TA 7395010	S26 1,95 P	SZ		
DV6ATED4		TB 65,30	76,00	TA 6395023	TA 7395021	S35 2,50 CR	G 78,00		
EURO 4		HD -13,20					F 79,50		
1560 CC 4 CYL.		VT -1,16 -1,16					Y 5,00		
		MØ 41,70					TB 142,00		
	 26 x  61								
	 >> TA 5107120								



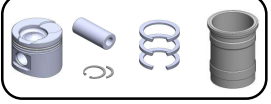


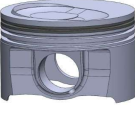




SEAT	Ø	62					
GASOLINE ENGINE 100D000 100D006 100D008 767 CC 4 CYL.	 SP  20,00 x 50,80	Cyl. ST 30,75 TB 61,75	62,00 62,40 62,60 62,80 63,00	TA 6427901 TA 6427912 TA 6427934 TA 6427945 TA 6427956	TA 7427906 TA 7427910 TA 7427932 TA 7427943 TA 7427954	S01 2.0 CR S22 2.0 P S35 3,947	TA 4466313 SF G 66,00 F 67,50 Y 4,00 TB 110,00 
		 >>					

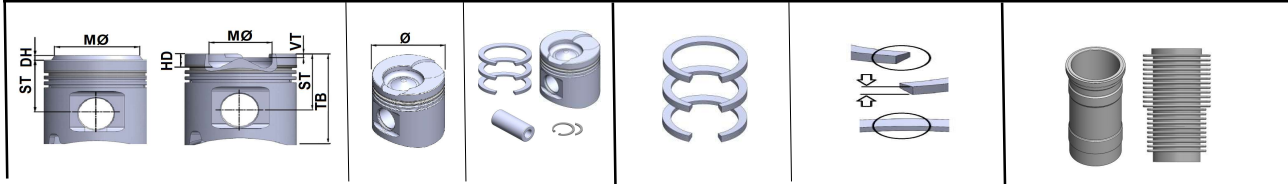
SEAT	Ø	65					
GASOLINE ENGINE 100GL 000 100GL 3000 903 CC 4 CYL.	 SP  20,00 x 54,00	Cyl. ST 30,75 TB 61,25	65,00 65,40 65,60 66,00	TA 6340600 TA 6340611 TA 6340622 TA 6340633	TA 7339802 TA 7339813 TA 7339824 TA 7339835	S01 1,75 CR S22 2.0 P S35 3,947	TA 4411013 SF G 69,00 F 69,50 Y 4,00 TB 115,00 
		 >>					

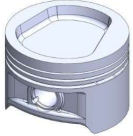






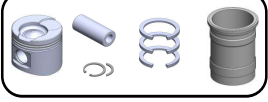
SEAT		Ø 67,1					
GASOLINE ENGINE AER ALL 999 cc 4 cyl.		Cyl. 4 ST 31,27 TB 51,27 HD -5,65 MØ 51,00	67,10 67,60	TA 6754430 TA 6754441	TA 7391760 TA 7391771 TA 7391782	S01 1,00 CR S06 1,20 P S34 2,00 CR	
		ST : 31,02 TB : 56,02	67,60	TA 6754452	TA 7391782		
	 17,00 x 45,00						
			>>				

SEAT		Ø 71,01					
GASOLINE ENGINE CBZA CBZB EURO 5 1197 CC 4 CYL.		Cyl. 4 ST 29,00 TB 45,00 HD -4,00 MØ 39,50	71,01 71,26 71,51	TA 6192945 TA 6192956 TA 6192967	TA 7192930 TA 7192941 TA 7192952	S06 1,20 CR S26 1,50 CR S35 2,00 CR	
		EP					
	 19 x 42						
			>>				











SEAT	Ø 76,51						
GASOLINE ENGINE AEE ALM 1598 CC 4 CYL.	 	Cyl. 4 ST 30,85 TB 52,85 HD -7,80	76,51 76,76 77,01	TA 6875344 TA 6875355	TA 7351752 TA 7351763 TA 7351774	S01 1,20 S26 1,50 S38 2,50 CR	TA 4418025 G 79,50 F 82,50 Y 4,70 TB 142,00 TA 4418029 G 80,00 F 83,00 Y 6,00 TB 142,00 TA 4418033 G 80,50 F 83,50 Y 6,00 TB 142,00
		ST : 30,60 TB : 52,60	77,01	TA 6875366	TA 7351774		
							

SEAT	Ø 76,51						
GASOLINE ENGINE ATN AUS AZD 1598CC 4 CYL.	 	Cyl. 4 ST 29,27 TB 50,27 HD -2,70 VT -1,40 -2,35 MØ 64	76,51 76,76 77,01	TA 6875336 TA 6875347	TA 7351716 TA 7351727 TA 7351738	S01 1,20 CR S06 1,50 P S37 2,50 CR,P	
		ST : 29,02 TB : 50,02	77,01	TA 6875358	TA 7351738		
							

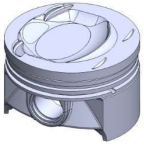







SEAT	Ø 76,51					
GASOLINE ENGINE CAVA CAVE CTHA CTHE 1390 CC 4 CYL.	 EP	Cyl. 4 ST 28,97 TB 49,97 HD -4,57 VT -1,30 -4,00 DH 2,0	76,51 76,76 77,01	TA 6331260 TA 6331271 TA 6331282	TA 7331303 TA 7331314 TA 7331325	S01 1,20 CR S06 1,50 CR S38 2,00 P
		 19 x 54				
 >>						

SEAT	Ø 76,51					
GASOLINE ENGINE CAVA CAVE CNUB CNWB CTHA CTHE XTHF CTJB CTJC 1390 CC 4 CYL.	 RC	Cyl. 4 ST 28,97 TB 49,97 HD -4,5 VT -1,30 -4,57 DH 2,0	76,51 76,76 77,01	TA 6875346 TA 6875357 TA 6875368	TA 7351760 TA 7351771 TA 7351782	S01 1,20 CR S06 1,50 CR S38 2,00 P
		 19,00 x 54,00				
 >>						

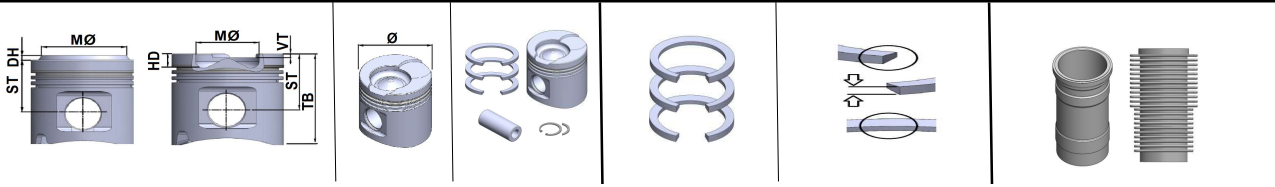










SEAT		Ø 76,51					
GASOLINE ENGINE		Cyl. 4	76,51	TA 6331265	TA 7331307	S01 1,20 CR,P	
		ST 29,20	76,76	TA 6331276	TA 7331318	S01 1,20 P	
CAXA EURO 5 CAXC	EP	TB 50,21	77,01	TA 6331287	TA 7331329	S38 2,00 CR,P	
		HD -4,00					
1390 CC 4 CYL.		VT -4,60 -4,60					
		DH +2,0					
		19 x 52					
		>>					

SEAT		Ø 76,51					
GASOLINE ENGINE		Cyl. 4	76,51	TA 6875351	TA 7351756	S01 1,20	
		ST 28,70	76,76	TA 6875362	TA 7351767	S01 1,50	
BBM		TB 49,70	77,01	TA 6875373	TA 7351778	S38 2,50	
		HD -7,35					
1198 CC 3 CYL.		MØ 61,60					
		17 x 46					
		>>					





SEAT	Ø 76,51					
GASOLINE ENGINE AZQ BME 1198 CC 3 CYL.	  17,00 x 46,00	Cyl. 3 ST 29,27 TB 50,27 HD -4 VT -1,2 -2,7 MØ 61,40	76,51 77,01	TA 6875348	TA 7351756 TA 7351767	S01 1,20 CR S01 1,50 CR S38 2,50 CRP
		ST : 29,02 TB : 50,02	77,01	TA 6875359	TA 7351767	
 >>						


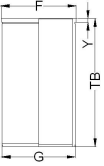

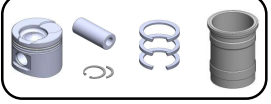
SEAT	Ø 76,51					
GASOLINE ENGINE BXW CGGB EURO 5 1390 CC 4 CYL.	 EP  17 x 46	Cyl. 4 ST 28,92 TB 47,92 HD -2,28 MØ 61,14	76,51 77,01	TA 6875374 TA 6875385	TA 7351764 TA 7351775	S01 1,20 CR S01 1,20 P S37 2,00 CR,P
 >>						


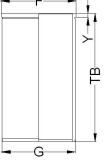




TARABUSI is a registered trademark of FINIMPIANTI a trusted brand in the spare parts world. www.at-tarabusi.com

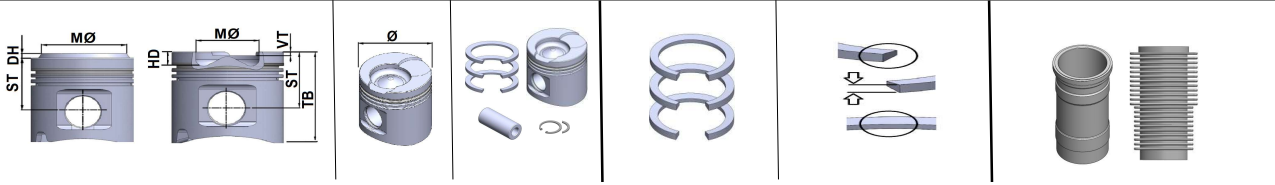



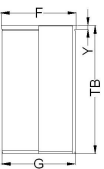





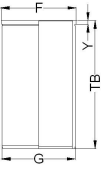


SEAT		Ø 79,51							
DIESEL ENGINE AAZ 1896 CC 4 CYL.		Cyl. 4	79,51	TA 6349604	TA 7349602	S01 1,75	TA 4422213 SZ G 82,50 F 85,50 Y 4,7 TB 152,00 		
		ST 45,65	79,76	TA 6349615	TA 7349613	S08 2,00			
		TB 71,65	80,01	TA 6349626	TA 7349624	S35 3,00			
		HD -1,90	80,51	TA 6349630	TA 7349635				
	RC,SP,EP	ST : 45,40	80,01	TA 6362415	TA 7349624				
		ST : 45,40	80,51	TA 6362426	TA 7349635				
		26,00							
		x							
		66,00							
				>>					

SEAT		Ø 79,51							
DIESEL ENGINE 1Y 1896 CC 4 CYL.		Cyl. 4	79,51	TA 6348602	TA 7348600	S01 1,75	TA 4422213 SZ G 82,50 F 85,50 Y 4,7 TB 152,00 		
		ST 39,65	79,76	TA 6348613	TA 7348611	S08 2,00			
		TB 65,70	80,01		TA 7348622	S35 3,00			
		HD -1,90	80,51		TA 7348633				
	RC,SP,EP	ST : 45,40	80,01	TA 6348624	TA 7348622				
		ST : 45,40	80,51	TA 6348635	TA 7348633				
		24,00							
		x							
		64,00							
				>>					



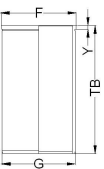





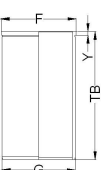



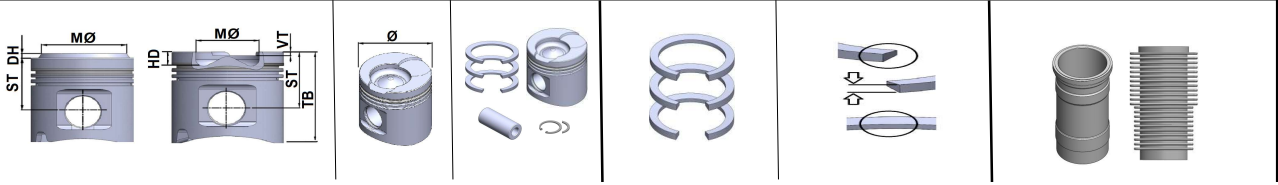
SEAT	Ø 79,51						
DIESEL ENGINE 1Z - AEY AFN - AGR AHF - AHU ALH - ASV AVG 1896 CC - 4 CYL.	 RC, BB CYL. 1-2	Cyl. 4 ST 45,80 TB 71,80 HD -17,75 VT -1,00 MØ 37,90	79,51 79,76 80,01 80,51	TA 6369704 TA 6369715	TA 7369401 TA 7369412 TA 7369423 TA 7369434	S01 1,75 CR S08 2,00 CR S35 3,00 CR	TA 4422213 G 82,50 F 85,50 Y 4,70 TB 152,00 
		ST : 45,55 TB : 71,55 ST : 45,55 TB : 71,55	80,01 80,51	TA 6369726 TA 6369737	TA 7369423 TA 7369434		
	 26 x 66						
	 >>						




SEAT	Ø 79,51						
DIESEL ENGINE 1Z - AEY AFN - AGR AHF - AHU ALH - ASV AVG 1896 CC - 4 CYL.	 RC, BB CYL. 3-4	Cyl. 4 ST 45,80 TB 71,80 HD -17,75 VT -1,00 MØ 37,90	79,51 79,76 80,01 80,51	TA 6369801 TA 6369812	TA 7369401 TA 7369412 TA 7369423 TA 7369434	S01 1,75 CR S08 2,00 CR S35 3,00 CR	TA 4422213 G 82,50 F 85,50 Y 4,70 TB 152,00 
		ST : 45,55 TB : 71,55 ST : 45,55 TB : 71,55	80,01 80,51	TA 6369823 TA 6369834	TA 7369423 TA 7369434		
	 26 x 66						
	 >>						






SEAT	Ø 79,51								
DIESEL ENGINE AGP AQM ASY AYQ 1896 CC 4 CYL.	 CYL. 1-2  24,00 x 59,00	Cyl. 4 ST 39,80 TB 60,80 HD -17,75 VT -1,00 -1,00 MØ 38,00	79,51 79,76 80,01 80,51	TA 6801151 TA 6801162	TA 7369401 TA 7369412 TA 7369423 TA 7369434	S01 1,75 CR S08 2,00 S35 3,00 CR	TA 4422213 G 82,50 F 85,50 Y 4,70 TB 152,00		
		ST : 39,55 TB : 60,45	80,01 80,51	TA 6801173 TA 6801184	TA 7369423 TA 7369434				
 >>									

SEAT	Ø 79,51								
DIESEL ENGINE AGP AQM ASY AYQ 1896 CC 4 CYL.	 CYL. 3-4  24,00 x 59,00	Cyl. 4 ST 39,80 TB 60,80 HD -17,75 VT -1,00 -1,00 MØ 38,00	79,51 79,76 80,01 80,51	TA 6801155 TA 6801166	TA 7369401 TA 7369412 TA 7369423 TA 7369434	S01 1,75 CR S06 2,00 S35 3,00 CR	TA 4422213 G 82,50 F 85,50 Y 4,70 TB 152,00		
		ST : 39,55 TB : 60,45	80,01 80,51	TA 6801177 TA 6801188	TA 7369423 TA 7369434				
 >>									



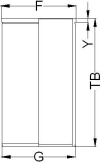





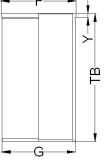

SEAT		Ø 79,51					
DIESEL ENGINE AUY BVK 1896 CC 4 CYL.		Cyl. 4	79,51	TA 6391700	TA 7391705	S01 1,75	CR,P
		ST 45,80	79,76	TA 6391711	TA 7391716	S05 2,00	P
		TB 69,80	80,01		TA 7391720	S35 3,00	CR,P
		HD -17,80	80,51		TA 7391731		
		VT -1,30					
		MØ 38,00					
	RC,OCP,BB	ST : 45,55	80,01	TA 6391722	TA 7391720		
	CYL. 1-2	TB : 69,55					
		ST : 45,55	80,51	TA 6391733	TA 7391731		
		TB : 69,55					
		26					
		x					
		66					
		>>					

SEAT		Ø 79,51					
DIESEL ENGINE AUY BVK 1896 CC 4 CYL.		Cyl. 4	79,51	TA 6391803	TA 7391705	S01 1,75	CR,P
		ST 45,80	79,76	TA 6391814	TA 7391716	S05 2,00	P
		TB 69,80	80,01		TA 7391720	S35 3,00	CR,P
		HD -17,80	80,51		TA 7391731		
		VT -1,30					
		MØ 38,00					
	RC,OCP,BB	ST : 45,55	80,01	TA 6391825	TA 7391720		
	CYL. 3-4.	TB : 69,55					
		ST : 45,55	80,51	TA 6391836	TA 7391731		
		TB : 69,55					
		26					
		x					
		66					
		>>					











SEAT		Ø 79,51							
DIESEL ENGINE AMF BMS BNM BNV 1422 CC 3 CYL.	 RC, BB CYL. 1 - 2  26 x 63	Cyl. 3 ST 45,75 TB 69,80 HD -17,65 VT -1,10 MØ 37,90	79,51 79,76 80,01	TA 6349704 TA 6349715 TA 6349726	TA 7369401 TA 7369412 TA 7369423	S01 1,75 CR S08 2,00 P S35 3,00 CR,P	TA 4422213 SZ G 82,50 F 85,50 Y 4,70 TB 152,00		
		ST : 45,55	80,01	TA 6363415	TA 7369423				
		ST : 45,55	80,51	TA 6363426	TA 7369434				
		 >>							


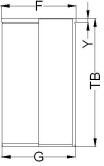


SEAT		Ø 79,51							
DIESEL ENGINE AMF BMS BNM BNV 1422 CC 3 CYL.	 RC, BB CYL. 3  26 x 63	Cyl. 3 ST 45,75 TB 69,80 HD -17,65 VT -1,10 MØ 37,90	79,51 79,76 80,01	TA 6349708 TA 6349719 TA 6349730	TA 7369401 TA 7369412 TA 7369423	S01 1,75 CR S08 2,00 P S35 3,00 CR,P	TA 4422213 SZ G 82,50 F 85,50 Y 4,70 TB 152,00		
		ST : 45,55	80,01	TA 6363419	TA 7369423				
		ST : 45,55	81,51	TA 6363430	TA 7369434				
		 >>							


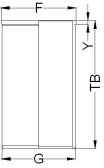




SEAT	Ø 79,51						
DIESEL ENGINE ANU - ATD AXR - BJB BKC - BXE BXF - BXJ 1896 CC 4 CYL.	 RC,OCP,BB CYL 1-2	Cyl. 4 ST 45,80 TB 68,80 HD -17,20 VT -1,10 MØ 38,00	79,51 79,76 80,01	TA 6391906 TA 6391910	TA 7391705 TA 7391716 TA 7391720	S01 1,75 CR S08 2,00 S35 3,00 CR	TA 4422213 G 82,50 F 85,50 Y 4,70 TB 152,00
		ST : 45,55 TB : 68,55	80,01	TA 6391921	TA 7391720		
	 26 x 66						
	 >>						

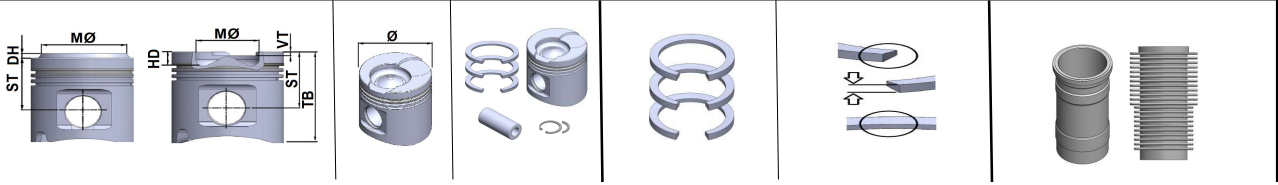
SEAT	Ø 79,51						
DIESEL ENGINE ANU - ATD AXR - BJB BKC - BXE BXF - BXJ 1896 CC 4 CYL.	 RC,OCP,BB CYL. 3-4	Cyl. 4 ST 45,80 TB 68,80 HD -17,20 VT -1,10 MØ 38,00	79,51 79,76 80,01	TA 6392002 TA 6392013	TA 7391705 TA 7391716 TA 7391720	S01 1,75 CR S08 2,00 S35 3,00 CR	TA 4422213 G 82,50 F 85,50 Y 4,7 TB 152,00
		ST : 45,55 TB : 68,55	80,01	TA 6392024	TA 7391720		
	 26 x 66						
	 >>						



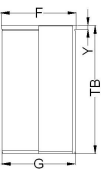





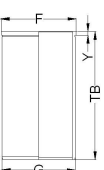

SEAT		Ø 79,51								
DIESEL ENGINE		Cyl. 4	79,51	TA 6392105	TA 7391705	S01 1,75 CRP	TA 4422213		SZ	
		ST 45,80	79,76	TA 6392116	TA 7391716	S08 2,00 P				G 82,50
		TB 68,80	80,01		TA 7391720	S35 3,00 CRP				F 85,50
ARL		HD -17,90								
ASZ		VT -1,10 -1,10								
BLT		MØ 38,00								
BUK										
1896 CC 4 CYL.										
	RC,OCP,BB	ST : 45,55	80,01	TA 6392120	TA 7391720					
	CYL. 1-2	TB : 68,55								
		26								
		x								
		66								
										

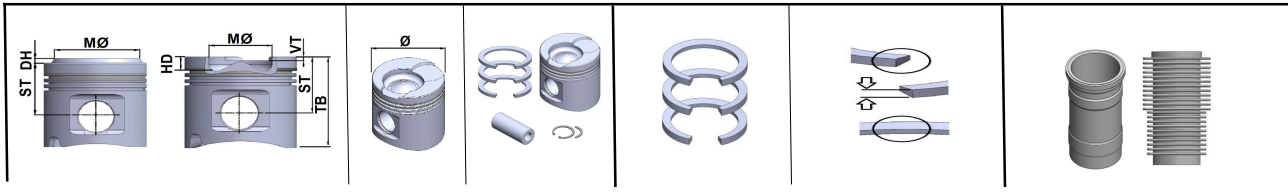
SEAT		Ø 79,51								
DIESEL ENGINE		Cyl. 4	79,51	TA 6392201	TA 7391705	S01 1,75 CRP	TA 4422213		SZ	
		ST 45,80	79,76	TA 6392212	TA 7391716	S03 2,00 P				G 82,50
		TB 68,80	80,01		TA 7391720	S35 3,00 CRP				F 85,50
ARL		HD -17,90								
ASZ		VT -1,10 -1,10								
BLT		MØ 38,00								
BUK										
1896 CC 4 CYL.										
	RC,OCP,BB	ST : 45,55	80,01	TA 6392223	TA 7391720					
	CYL. 3-4	TB : 68,55								
		26								
		x								
		66								
										








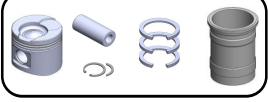


SEAT	Ø 79,51						
DIESEL ENGINE 1Z - AEY AFN - AGR AHF - AHU ALH - ASV AVG 1896 CC - 4 CYL.	 RC,OCP,BB CYL. 1-2  26 x 66	Cyl. 4 ST 45,80 TB 68,80 HD -17,65 VT -1,10 MØ 38,00	79,51 79,76 80,01 80,51	TA 6801060 TA 6801071	TA 7369401 TA 7369412 TA 7369423 TA 7369434	S01 1,75 CR S06 2,00 CR S35 3,00 CR	TA 4422213 G 82,50 F 85,50 Y 4,70 TB 152,00 
		ST : 45,55 TB : 68,55 ST : 45,55 TB : 68,55	80,01 80,51	TA 6801082 TA 6801093	TA 7369423 TA 7369434		
 >>							

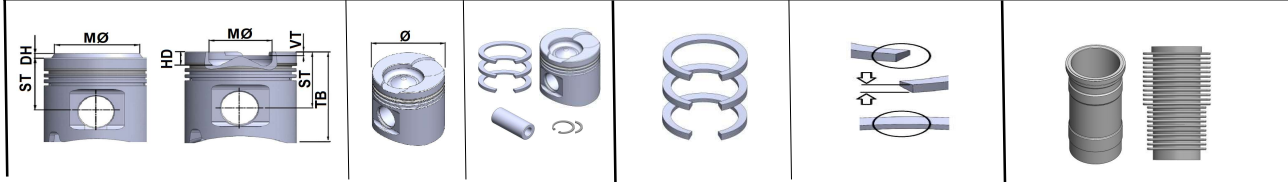
SEAT	Ø 79,51						
DIESEL ENGINE 1Z - AFF - AFN AGR - AHF - AHH AHU - ALH - ASV AVG -BKE 1896 CC - 4 CYL	 RC,OCP,BB 3/4 Cyl.  26 x 66	Cyl. 4 ST 45,80 TB 68,80 HD -17,65 VT -1,10 MØ 38,00	79,51 79,76 80,01 80,51	TA 6801064 TA 6801075	TA 7369401 TA 7369412 TA 7369423 TA 7369434	S01 1,75 CR S06 2,00 CR S35 3,00 CR	TA 4422213 G 82,50 F 85,50 Y 4,70 TB 152,00 
		ST : 45,55 TB : 68,55 ST : 45,55 TB : 68,55	80,01 80,51	TA 6801086 TA 6801097	TA 7369423 TA 7369434		
 >>							









SEAT	Ø 81,01					
GASOLINE ENGINE ALZ - BFQ BGU EURO 4 BSE EURO 4 - EURO 5 BSF EURO 2 1595 CC - 4 CYL.	 	Cyl. 4 ST 29,70 TB 50,70 HD -2,00 DH 0,70 MØ 61,40	81,01 81,51 82,01	TA 6802201 TA 6802212 TA 6802223	TA 7380224 TA 7380235 TA 7380246	S01 1,00 S26 1,20 S35 2,00 CR
		ST : 28,70 TB : 50,40	81,51 82,01	TA 6802234 TA 6802245	TA 7380235 TA 7380246	
		19,00 x 42,00				
		>>				

SEAT	Ø 81,01					
GASOLINE ENGINE AMK BAM 1781 CC 4 CYL.	 EP 	Cyl. 4 ST 32,70 TB 53,70 HD -2,1 MØ 70,30	81,01 81,26 81,51	TA 6802074	TA 7382016	S01 1,50 CR S26 1,75 CR S35 2,00 CR
		ST : 32,40 TB : 53,40	81,26 81,51	TA 6802085 TA 6802096	TA 7382027 TA 7382038	
		20 x 62				
		>>				











SEAT	Ø 81,01					
GASOLINE ENGINE 1F ABN EZ 1595 CC 4 CYL.	 SP	Cyl. 4 ST 35,60 TB 66,80 HD -2,30 DH 2,20 MØ 59,80	81,01 81,26 81,51	TA 6802003	TA 7348401	S01 1,50 CR S26 1,75 S35 3,00 CR
		ST : 35,30 TB : 66,50	81,26 81,51	TA 6802014 TA 6802025	TA 7348412 TA 7348423	
		 20 x 57	82,01	TA 6802036	TA 7348434	
		 >>				




SEAT	Ø 81,01					
GASOLINE ENGINE AGN 1781CC 4 CYL.	 EP	Cyl. 4 ST 32,55 TB 56,55 HD -3,63	81,01 81,26 81,51 82,01	TA 6802053 TA 6802064 TA 6802075 TA 6802086	TA 7380208 TA 7380219 TA 7380230 TA 7380241	S21 1,50 P S26 1,75 S35 2,00 CR
		ST : 32,25 TB : 56,55	81,51	TA 6802090	TA 7380230	
		 20 x 59				
		 >>				






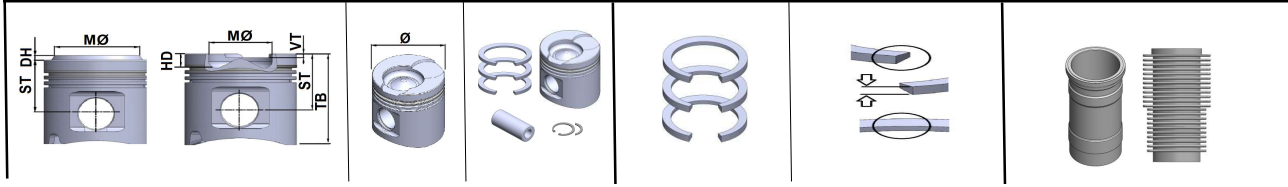
SEAT	Ø 81,01					
GASOLINE ENGINE ARY AUQ BJX 1781 CC 4 CYL.	 EP	Cyl. 4 ST 32,70 TB 53,70 HD -1,9 MØ 68,20	81,01 81,26 81,51	TA 6802028 TA 6802039	TA 7380216 TA 7380227 TA 7380238	S01 1,50 CR S26 1,75 S38 2,00
		ST : 32,40 TB : 53,40	81,51	TA 6802050	TA 7380238	
	 19 x 50					
						




SEAT	Ø 81,01					
GASOLINE ENGINE ACC RP 41781 CC 4 CYL.	 SP	Cyl. 4 ST 32,20 TB 62,50 HD -8,10 DH 1,30 MØ 56,90	81,01	TA 6802048	TA 7348401	S01 1,50 CR S26 1,75 S35 3,00
		ST : 31,90 TB : 62,20	81,26 81,51	TA 6802059 TA 6802070	TA 7348412 TA 7348423	
	 20 x 57		82,01	TA 6802081	TA 7348434	
						






SEAT	Ø	81,01				
GASOLINE ENGINE ABS ADZ 1781 CC 4 CYL.	 SP	Cyl. 4 ST 32,20 TB 62,50 HD -4,40 DH 1,30 MØ 55,80	81,01 81,26 81,51	TA 6348403	TA 7348401 TA 7348412 TA 7348423	S01 1,50 CR S26 1,75 S35 3,00
		ST : 31,90 TB : 62,20	81,26 81,51	TA 6348414 TA 6348425	TA 7348412 TA 7348423	
		 20 x 57	82,01	TA 6348436	TA 7348434	
			>>			

SEAT	Ø	81,01				
DIESEL ENGINE AZV BKD BMN 1968 CC 4 CYL.	 RC,OCP,BB	Cyl. 4 ST 45,80 TB 68,80 HD -17,80 MØ 38,00	81,01 81,26 81,51	TA 6802101 TA 6802112 TA 6802123	TA 7380228 TA 7380239 TA 7380250	
		ST : 45,55 TB : 68,55	81,51	TA 6802134	TA 7380250	S01 1,75 CR S06 2,00 P S35 3,00 CR,P
		 26,00 x 66,00				
			>>			









SEAT		Ø 81,01					
DIESEL ENGINE		Cyl. 4	81,01	TA 6845704	TA 7380228	S01 1,75 CR	
		ST 45,80	81,26	TA 6845715	TA 7380239	S08 2,00 P	
BMM BRT		TB 68,80	81,51	TA 6845720	TA 7380250	S35 3,00 CR	
		HD -17,50					
1968 CC 4 CYL.		VT -0,70 -0,70					
		MØ 38,00					
	RC,OCP,BB	ST : 45,55	81,51	TA 6845726	TA 7380250		
	CYL. 1-2						
	 26,00 x 66,00						
							

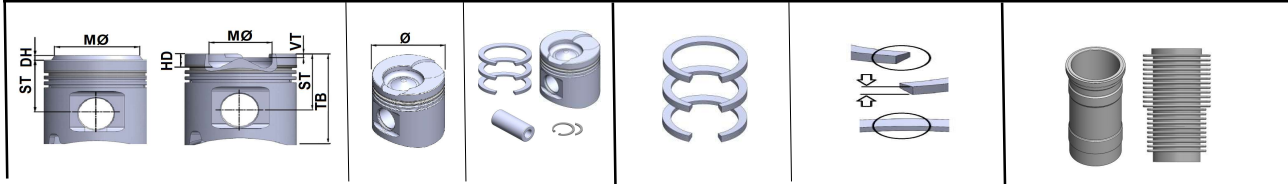
SEAT		Ø 81,01					
DIESEL ENGINE		Cyl. 4	81,01	TA 6845697	TA 7380228	S01 1,75 CR	
		ST 45,80	81,26	TA 6845708	TA 7380239	S08 2,00 P	
BMM BRT		TB 68,80	81,51	TA 6845725	TA 7380250	S35 3,00 CR	
		HD -17,50					
1968 CC 4 CYL.		VT -0,70 -0,70					
		MØ 38,00					
	RC,OCP,BB	ST : 45,55	81,51	TA 6845719	TA 7380250		
	CYL. 3-4						
	 26,00 x 66,00						
							


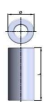
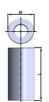
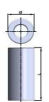
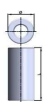
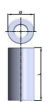
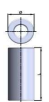
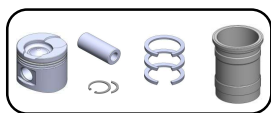












SEAT	Ø 81,01					
DIESEL ENGINE CFFA - CFFB - CFFE CFGB - CFGC - CFHC CFHD - CFJA - CGLB CJCA - CJCC - CLCB 1968 CC 4 CYL.	 RC,OCP,BB	Cyl. 4 ST 45,80 TB 68,80 HD -13,10 MØ 50,88	81,01 81,26 81,51	TA 6802160 TA 6802171	TA 7380220 TA 7380231 TA 7380242	S01 1,75 CR S08 2,00 P S35 3,00 CR
		ST : 45,55 TB : 68,55	81,51	TA 6802182	TA 7380242	
	 26,00 x 66,00					
	 >>					


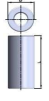

SEAT	Ø 81,01					
DIESEL ENGINE CAGA - CAGC CAHA - CEGA 1968 CC 4 CYL.	 RC,OCP,BB	Cyl. 4 ST 45,80 TB 68,80 HD -12,70 MØ 50,88	81,01 81,26 81,51	TA 6864094 TA 6864105	TA 7380220 TA 7380231 TA 7380242	S01 1,75 CR S05 2,00 CR S35 3,00 CR
		ST : 45,55 TB : 68,55	81,51	TA 6864116	TA 7380242	
	 26,00 x 66,00					
	 >>					

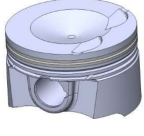




SEAT	Ø 82,5					
GASOLINE ENGINE BLR BLY BVY BVZ 1984 CC 4 CYL.	 EP  19 x 44	Cyl. 4 ST 29,38 TB 47,50 HD +12,46/ VT -2,00 -2,00 MØ 80	82,50 83,00	TA 6875372 TA 6875383	TA 7391768 TA 7391779	S06 1,20 NT S26 1,50 S35 2,00 CR
		 19 x 44	 19 x 44	 19 x 44	 19 x 44	 19 x 44
 >>						

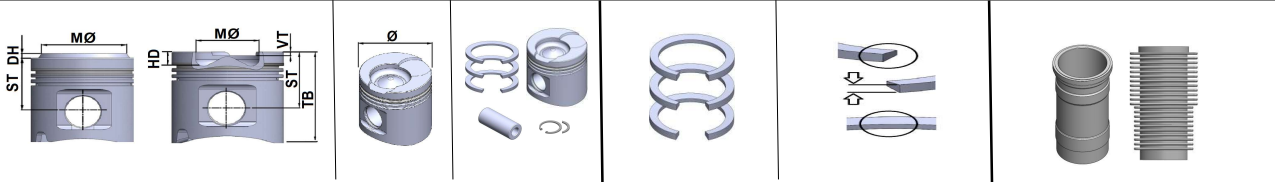
SEAT	Ø 82,51					
GASOLINE ENGINE 2E ADY AGG 1984 CC 4 CYL.	 SP  21,00 x 59,00	Cyl. 4 ST 30,85 TB 63,75 HD -5,00 DH +0,90 MØ 63,80	82,51 83,01 83,51	TA 6875345 TA 6875356 TA 6875367	TA 7392004 TA 7392015 TA 7392026 TA 7392015 TA 7392026	S01 1,20 S01 1,50 S35 2,00 CR
		 21,00 x 59,00	 21,00 x 59,00	 21,00 x 59,00	 21,00 x 59,00	 21,00 x 59,00
 >>						

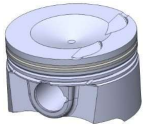
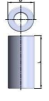






SEAT	Ø 82,51					
GASOLINE ENGINE BYT BZB 1798 CC 4 CYL.	 RC  21,00 x 53,00	Cyl. 4 ST 29,8 TB 55,98 HD -5,7 DH 4,75 MØ 67	82,51 82,76 83,01	TA 6840452 TA 6840463 TA 6840474	TA 7392008 TA 7392019 TA 7392030	S02 1,20 NT S21 1,50 S35 2,00 CK
		 >>				

SEAT	Ø 82,51					
GASOLINE ENGINE CCZA CCZB CDND 1984 CC 4 CYL.	 RC  23 x 53	Cyl. 4 ST 29,60 TB 50,10 HD -6,20 MØ 50,00	82,51 82,76 83,01	TA 6331354 TA 6331365 TA 6331376	TA 7392012 TA 7392023 TA 7392034	S02 1,20 CR, S21 1,20 S35 2,00 CR
		 >>				



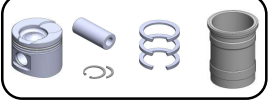







SEAT	Ø 82,51					
GASOLINE ENGINE CCZA CCZB 1984 CC 4 CYL.	 RC	Cyl. 4 ST 29,60 TB 50,10 HD -6,20 DH 3,00 MØ 50,00	82,51 82,76 83,01 83,51	TA 6331350 TA 6331361 TA 6331372 TA 6331383	TA 7392008 TA 7392019 TA 7392030 TA 7392041	S02 1,20 NT S21 1,50 S35 2,00 CK
		 21 x 56	 >>			

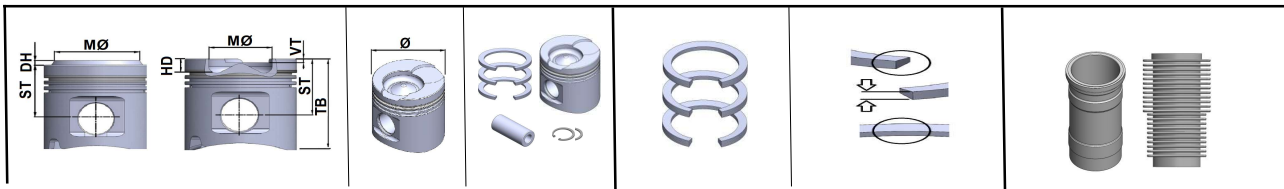
SEAT	Ø 82,51					
GASOLINE ENGINE CDA A CDHA CDHB 1798 CC 4 CYL.	 RC	Cyl. 4 ST 29,80 TB 55,98 HD -4,75 DH 5,68	82,51 83,01	TA 6331358 TA 6331380	TA 7392012 TA 7392034	S02 1,2 CR, S21 1,2 S35 2 CR
		 23 x 51	 >>			









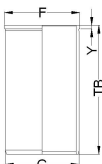

SEAT		Ø 82,51					
GASOLINE ENGINE		Cyl. 4	82,51	TA 6875304	TA 7392008	S06 1,20 CR	
		ST 29,60	82,76	TA 6875315	TA 7392019	S26 1,50 CR	
BHZ BZC	RC	TB 50,70	83,01	TA 6875326	TA 9392030	S35 2,00 CR	
		HD -6,15					
1984 CC 4 CYL.		MØ 63,50					
		21 x 59					
			>>				

SEAT		Ø 82,51					
GASOLINE ENGINE		Cyl. 4	82,51	TA 6331216	TA 7392016	S06 1,20 NT	
		ST 29,60	82,76	TA 6331227	TA 7392027	S26 1,50	
AXX BWA	RC	TB 50,60	83,01	TA 6331238	TA 7392038	S35 2,00 CR	
		HD -6,20	83,51	TA 6331249	TA 7392049		
1998 CC 4 CYL.		VT -0,76					
		MØ 49,25					
		20 x 59					
			>>				

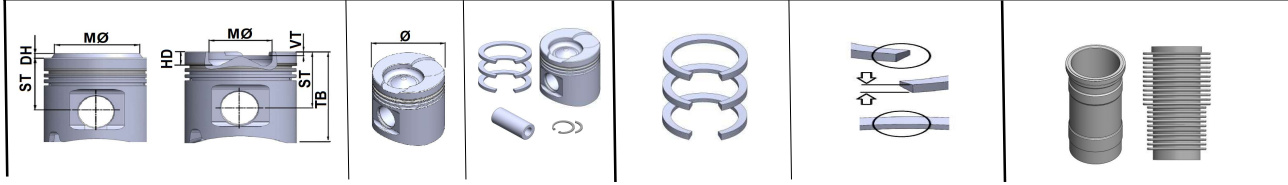


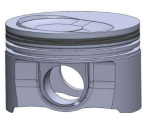
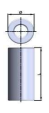
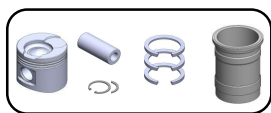


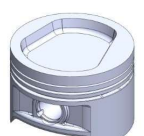
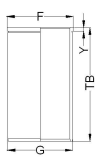
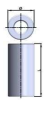

SEAT	Ø	83					
DIESEL ENGINE 138 A5.000 022 A5.000 1714 CC 4 CYL.	 RC  25,00 x 71,10	Cyl. 4 ST 45,90 TB 85,00 HD -2,70	82,00 82,40 82,60 83,00	TA 6240006 TA 6240010 TA 6240021 TA 6240032	TA 7240004 TA 7240015 TA 7240026 TA 7240037	S18 2,50 CR S26 2,00 P S35 4,00 CR	TA 4418212 SZ G 86,00 F 89,00 Y 4,50 TB 147,00 
		 >>					

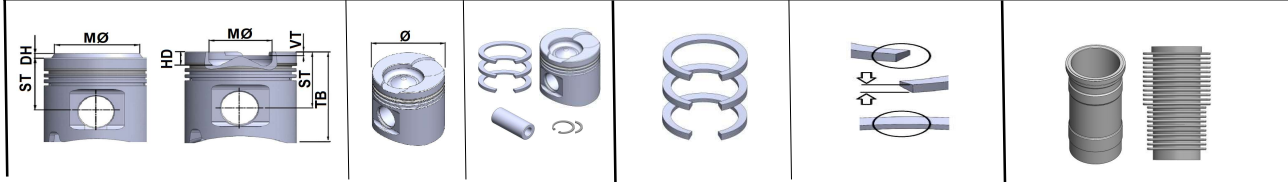
SEAT	Ø	93					
DIESEL ENGINE 8144.61 2445 CC 4 CYL.	 RC,SP,EP  32,00 x 74,40	Cyl. 4 ST 55,00 TB 90,00 HD -2,20	93,00 93,40 93,60	TA 6056805 TA 6056820 TA 6056831	TA 7056803 TA 7056825 TA 7056836	S01 3,00 CR S26 2,00 P S35 4,00 CR	TA 4415913 SZ G 96,00 F 99,00 Y 4,80 TB 170,50 
		 >>					





SKODA		Ø 71,01							
GASOLINE ENGINE		Cyl. 4	71,01	TA 6192945	TA 7192930	S06 1,20 CR			
		ST 29,00	71,26	TA 6192956	TA 7192941	S26 1,50 CR			
CBZA		TB 45,00	71,51	TA 6192967	TA 7192952	S35 2,00 CR			
CBZB EURO 5		HD -4,00							
1197 CC 4 CYL.		MØ 39,50							
	EP								
		19 x 42							
		>>							

SKODA		Ø 76,51							
GASOLINE ENGINE		Cyl. 4	76,51	TA 6875344	TA 7351752	S01 1,20	TA 4418025		
		ST 30,85	76,76	TA 6875355	TA 7351763	S26 1,50	G 79,50		
AEE		TB 52,85	77,01		TA 7351774	S38 2,50 CR	F 82,50		
1598 CC 4 CYL.		HD -7,80					Y 4,70		
							TB 142,00		
		ST : 30,60	77,01	TA 6875366	TA 7351774		TA 4418029		
		TB : 52,60					G 80,00		
		17,00 x 52,0					F 83,00		
		>>					Y 6,00		
							TB 142,00		
							TA 4418033		
							G 80,50		
							F 83,50		
							Y 6,00		
							TB 142,00		


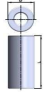



SKODA

GASOLINE ENGINES

BLF

1598 CC 4 CYL.




Ø 76,51		Cyl. 4 ST 29,30 TB 49,30 HD -6,00 VT -2,80 -2,80 DH +4,50	76,51 76,76 77,01	TA 6331220 TA 6331231 TA 6331242	TA 7331268 TA 7331279 TA 7331290	S01 1,20 CR S06 1,20 P S37 2,00 CRP
	 17 x 47					
	 >>					

SKODA

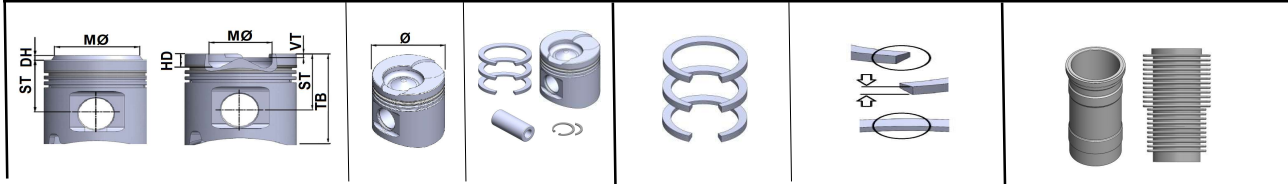
GASOLINE ENGINE

CAVE CTHE

1390 CC 4 CYL.

Ø 76,51		Cyl. 4 ST 28,97 TB 49,97 HD -4,57 VT -1,30 -4,00 DH 2,0	76,51 76,76 77,01	TA 6331260 TA 6331271 TA 6331282	TA 7331303 TA 7331314 TA 7331325	S01 1,20 CR S06 1,50 CR S38 2,00 P
	EP  19 x 54					
	 >>					





SKODA

GASOLINE ENGINE

CAVE CTHE

1390 CC 4 CYL.

Ø 76,51



Cyl.	4
ST	28,97
TB	49,97
HD	-4,5
VT	-1,30 -4,57
DH	2,0

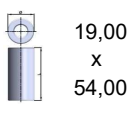
76,51
76,76
77,01

TA 6875346
TA 6875357
TA 6875368

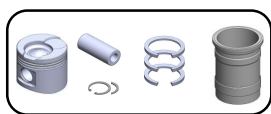
TA 7351760
TA 7351771
TA 7351782

S01	1,20	CR
S06	1,50	CR
S38	2,00	P

RC



19,00
x
54,00



>>

SKODA

GASOLINE ENGINE

CAXA EURO 5 CAXC

1390 CC 4 CYL.

Ø 76,51



Cyl.	4
ST	29,20
TB	50,21
HD	-4,00
VT	-4,60 -4,60
DH	+2,0

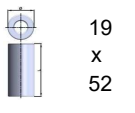
76,51
76,76
77,01

TA 6331265
TA 6331276
TA 6331287


TA 7331307
TA 7331318
TA 7331329

S01	1,20	CR,P
S01	1,20	P
S38	2,00	CR,P

EP



19
x
52



>>





SKODA

Ø 76,51

GASOLINE ENGINE

**AWY
BBM
BMD**

1198 CC 3 CYL.



Cyl. 4
ST 28,70
TB 49,70
HD -7,35
MØ 61,60

76,51
76,76
77,01


TA 6875351
TA 6875362
TA 6875373

TA 7351756
TA 7351767
TA 7351778

S01 1,20
S01 1,50
S38 2,50



17
x
46



>>


SKODA

Ø 76,51

GASOLINE ENGINE

**AZQ
BME**

1198 CC 3 CYL.



Cyl. 3
ST 29,27
TB 50,27
HD -4
VT -1,2 -2,7
MØ 61,40

76,51
77,01

TA 6875348

TA 7351756
TA 7351767

S01 1,20 CR
S01 1,50 CR
S38 2,50 CRP

ST : 29,02
TB : 50,02


77,01

TA 6875359

TA 7351767




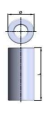
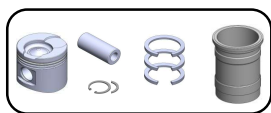
17,00
x
46,00


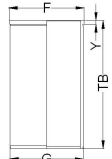
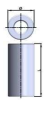



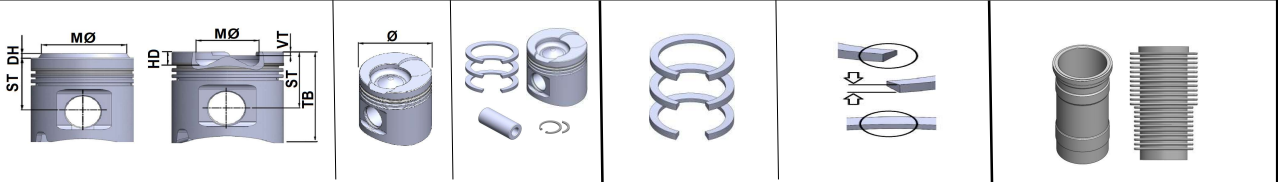
>>



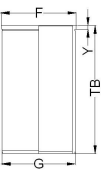





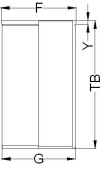



SKODA		Ø 76,51							
GASOLINE ENGINE BUD BXW CGCA CGGB EURO 5 1390 CC 4 CYL.	 EP	Cyl. 4 ST 28,92 TB 47,92 HD -2,28 MØ 61,14	76,51 77,01	TA 6875374 TA 6875385	TA 7351764 TA 7351775	S01 1,20 CR S01 1,20 P S37 2,00 CR,P			
		 17 x 46							
									




SKODA		Ø 79,51							
DIESEL ENGINE AEF 4 CYL. 1896 CC 4 CYL.	 RC,SP,EP	Cyl. 4 ST 39,65 TB 65,70 HD -1,90	79,51 79,76 80,01 80,51	TA 6348602 TA 6348613	TA 7348600 TA 7348611 TA 7348622 TA 7348633	S01 1,75 S08 2,00 S35 3,00	TA 4422213 SZ G 82,50 F 85,50 Y 4,7 TB 152,00		
		 24,00 x 64,00	ST : 45,40 80,01 ST : 45,40 80,51	TA 6348624 TA 6348635	TA 7348622 TA 7348633				
									






SKODA		Ø 79,51							
DIESEL ENGINE AGR AHF ALH ASV 1896 CC - 4 CYL.	 RC,BB CYL. 1-2  26 x 66	Cyl. 4 ST 45,80 TB 71,80 HD -17,75 VT -1,00 MØ 37,90	79,51 79,76 80,01 80,51	TA 6369704 TA 6369715	TA 7369401 TA 7369412 TA 7369423 TA 7369434	S01 1,75 CR S08 2,00 CR S35 3,00 CR	TA 4422213 G 82,50 F 85,50 Y 4,70 TB 152,00		
		ST : 45,55 TB : 71,55	80,01 80,51	TA 6369726 TA 6369737	TA 7369423 TA 7369434				
		ST : 45,55 TB : 71,55	80,51	TA 6369737	TA 7369434				
 >>									

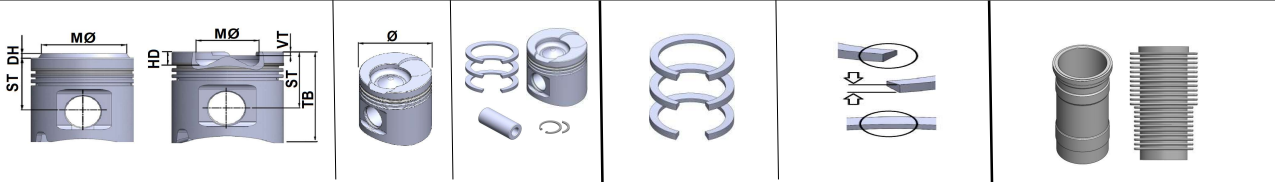
SKODA		Ø 79,51							
DIESEL ENGINE AGR AHF ALH ASV 1896 CC - 4 CYL.	 RC,BB CYL. 3-4  26 x 66	Cyl. 4 ST 45,80 TB 71,80 HD -17,75 VT -1,00 MØ 37,90	79,51 79,76 80,01 80,51	TA 6369801 TA 6369812	TA 7369401 TA 7369412 TA 7369423 TA 7369434	S01 1,75 CR S08 2,00 CR S35 3,00 CR	TA 4422213 G 82,50 F 85,50 Y 4,70 TB 152,00		
		ST : 45,55 TB : 71,55	80,01 80,51	TA 6369823 TA 6369834	TA 7369423 TA 7369434				
		ST : 45,55 TB : 71,55	80,51	TA 6369834	TA 7369434				
 >>									


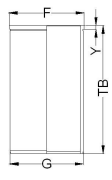





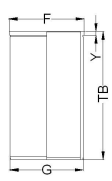


SKODA		Ø 79,51					
DIESEL ENGINE		Cyl. 4	79,51	TA 6369403	TA 7369401	S01 1,75 CR	
		ST 45,80	79,76	TA 6369414	TA 7369412	S06 2,00 CR,P	
		TB 71,80	80,01		TA 7369423	S35 3,00 CR	
		HD -17,75	80,51		TA 7369434		
AEY		VT -1,00					
AGR		MØ 37,90					
AHF							
ALH							
ASV							
1896 CC - 4 CYL.							
	RC	ST : 45,55	80,01	TA 6369425	TA 7369423		
	CYL. 1-2		80,51	TA 6369436	TA 7369434		
		26					
		x					
		66					
		>>					

SKODA		Ø 79,51					
DIESEL ENGINE		Cyl. 4	79,51	TA 6369602	TA 7369401	S01 1,75 CR	
		ST 45,80	79,76	TA 6369613	TA 7369412	S06 2,00 CR,P	
		TB 71,80	80,01		TA 7369423	S35 3,00 CR	
		HD -17,75	80,51		TA 7369434		
AEY		VT -1,00					
AGR		MØ 37,90					
AHF							
ALH							
ASV							
1896 CC - 4 CYL.							
	RC	ST : 45,55	80,01	TA 6369624	TA 7369423		
	CYL. 3-4		80,51	TA 6369635	TA 7369434		
		26					
		x					
		66					
		>>					



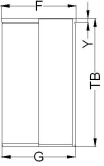





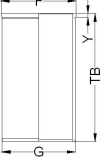



SKODA		Ø 79,51						
DIESEL ENGINE		Cyl. 4	79,51	TA 6801151	TA 7369401	S01 1,75 CR	TA 4422213	
		ST 39,80	79,76	TA 6801162	TA 7369412	S08 2,00	G 82,50	
		TB 60,80	80,01		TA 7369423	S35 3,00 CR	F 85,50	
		HD -17,75	80,51		TA 7369434		Y 4,70	
		VT -1,00 -1,00					TB 152,00	
		MØ 38,00						
AGP								
AQM								
ASY								
1896 CC 4 CYL.								
	CYL. 1-2	ST : 39,55	80,01	TA 6801173	TA 7369423			
		TB : 60,45						
			80,51	TA 6801184	TA 7369434			
		24,00						
	x							
		59,00						
								
	>>							


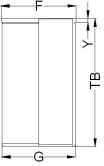


SKODA		Ø 79,51						
DIESEL ENGINE		Cyl. 4	79,51	TA 6801155	TA 7369401	S01 1,75 CR	TA 4422213	
		ST 39,80	79,76	TA 6801166	TA 7369412	S06 2,00	G 82,50	
		TB 60,80	80,01		TA 7369423	S35 3,00 CR	F 85,50	
		HD -17,75	80,51		TA 7369434		Y 4,70	
		VT -1,00 -1,00					TB 152,00	
		MØ 38,00						
AGP								
AQM								
ASY								
1896 CC 4 CYL.								
	CYL. 3-4	ST : 39,55	80,01	TA 6801177	TA 7369423			
		TB : 60,45						
			80,51	TA 6801188	TA 7369434			
		24,00						
	x							
		59,00						
								
	>>							


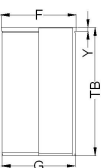




SKODA		Ø 79,51							
DIESEL ENGINE AMF BMS BNM BNV 1422 CC 3 CYL.	 RC, BB CYL. 1 - 2  26 x 63	Cyl. 3 ST 45,75 TB 69,80 HD -17,65 VT -1,10 MØ 37,90	79,51 79,76 80,01	TA 6349704 TA 6349715 TA 6349726	TA 7369401 TA 7369412 TA 7369423	S01 1,75 CR S08 2,00 P S35 3,00 CR,P	TA 4422213 SZ G 82,50 F 85,50 Y 4,70 TB 152,00		
		ST : 45,55	80,01	TA 6363415	TA 7369423				
		ST : 45,55	80,51	TA 6363426	TA 7369434				
		 >>							

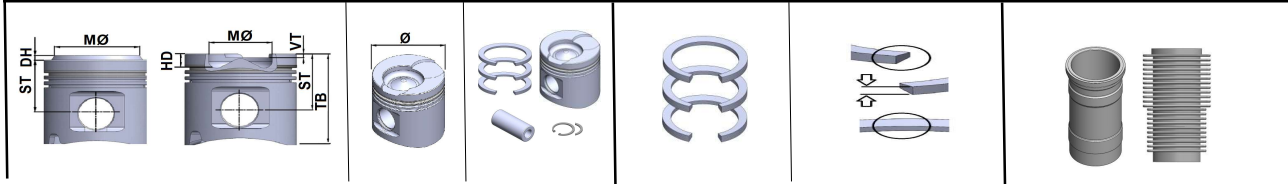
SKODA		Ø 79,51							
DIESEL ENGINE AMF BMS BNM BNV 1422 CC 3 CYL.	 RC, BB CYL. 3  26 x 63	Cyl. 3 ST 45,75 TB 69,80 HD -17,65 VT -1,10 MØ 37,90	79,51 79,76 80,01	TA 6349708 TA 6349719 TA 6349730	TA 7369401 TA 7369412 TA 7369423	S01 1,75 CR S08 2,00 P S35 3,00 CR,P	TA 4422213 SZ G 82,50 F 85,50 Y 4,70 TB 152,00		
		ST : 45,55	80,01	TA 6363419	TA 7369423				
		ST : 45,55	81,51	TA 6363430	TA 7369434				
		 >>							


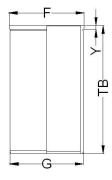
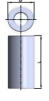




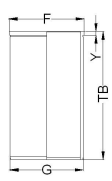


SKODA		Ø 79,51							
DIESEL ENGINE		Cyl. 4	79,51	TA 6391906	TA 7391705	S01 1,75 CR	TA 4422213		
		ST 45,80	79,76	TA 6391910	TA 7391716	S08 2,00			
ATD - AVB		TB 68,80	80,01		TA 7391720	S35 3,00 CR	G 82,50		
AXR - BJB		HD -17,20					F 85,50		
BKC - BSW		VT -1,10					Y 4,70		
BXE		MØ 38,00					TB 152,00		
1896 CC 4 CYL.	RC,OCP,BB	ST : 45,55	80,01	TA 6391921	TA 7391720				
	CYL. 1-2	TB : 68,55							
		26							
		x							
		66							
		>>							

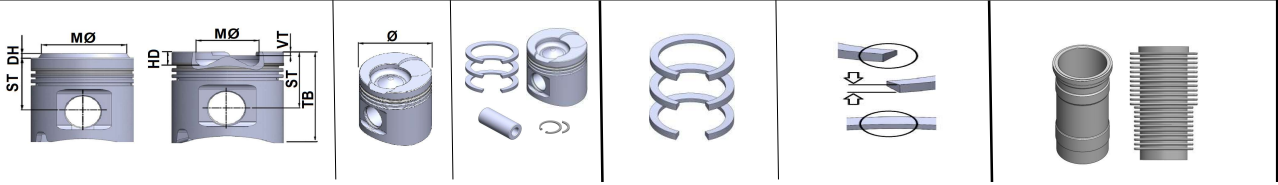
SKODA		Ø 79,51							
DIESEL ENGINE		Cyl. 4	79,51	TA 6392002	TA 7391705	S01 1,75 CR	TA 4422213		
		ST 45,80	79,76	TA 6392013	TA 7391716	S08 2,00			
ATD - AVB		TB 68,80	80,01		TA 7391720	S35 3,00 CR	G 82,50		
AXR - BJB		HD -17,20					F 85,50		
BKC - BSW		VT -1,10					Y 4,7		
BXE		MØ 38,00					TB 152,00		
1896 CC 4 CYL.	RC,OCP,BB	ST : 45,55	80,01	TA 6392024	TA 7391720				
	CYL. 3-4	TB : 68,55							
		26							
		x							
		66							
		>>							



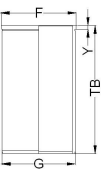





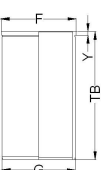



SKODA		Ø 79,51						
DIESEL ENGINE		Cyl. 4	79,51	TA 6392105	TA 7391705	S01 1,75 CRP	TA 4422213	
		ST 45,80	79,76	TA 6392116	TA 7391716	S08 2,00 P	SZ	
		TB 68,80	80,01		TA 7391720	S35 3,00 CRP	G 82,50	
ASZ		HD -17,90					F 85,50	
AVF		VT -1,10 -1,10					Y 4,70	
AWX		MØ 38,00					TB 152,00	
BLT								
1896 CC 4 CYL.								
	RC,OCP,BB	ST : 45,55	80,01	TA 6392120	TA 7391720			
	CYL. 1-2	TB : 68,55						
		26						
		x						
		66						
								

SKODA		Ø 79,51						
DIESEL ENGINE		Cyl. 4	79,51	TA 6392201	TA 7391705	S01 1,75 CRP	TA 4422213	
		ST 45,80	79,76	TA 6392212	TA 7391716	S03 2,00 P	SZ	
		TB 68,80	80,01		TA 7391720	S35 3,00 CRP	G 82,50	
ASZ		HD -17,90					F 85,50	
AVF		VT -1,10 -1,10					Y 4,70	
AWX		MØ 38,00					TB 152,00	
BLT								
1896 CC 4 CYL.								
	RC,OCP,BB	ST : 45,55	80,01	TA 6392223	TA 7391720			
	CYL. 3-4	TB : 68,55						
		26						
		x						
		66						
								









SKODA		Ø 79,51							
DIESEL ENGINE AEY AGR AHF ALH 1896 CC - 4 CYL.	 RC,OCP,BB CYL. 1-2  26 x 66	Cyl. 4 ST 45,80 TB 68,80 HD -17,65 VT -1,10 MØ 38,00	79,51 79,76 80,01 80,51	TA 6801060 TA 6801071	TA 7369401 TA 7369412 TA 7369423 TA 7369434	S01 1,75 CR S06 2,00 CR S35 3,00 CR	TA 4422213 G 82,50 F 85,50 Y 4,70 TB 152,00		
		ST : 45,55 TB : 68,55	80,01 80,51	TA 6801082 TA 6801093	TA 7369423 TA 7369434				
		ST : 45,55 TB : 68,55	80,51	TA 6801093	TA 7369434				
 >>									

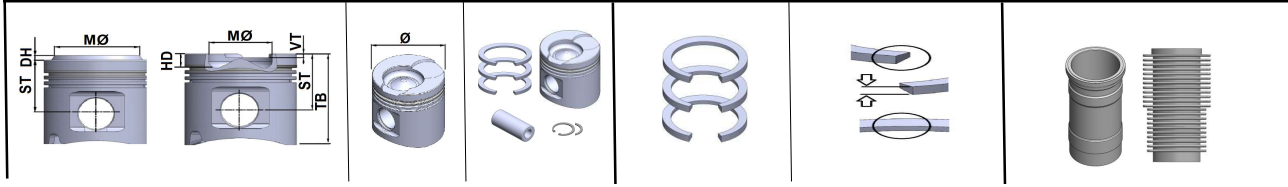
SKODA		Ø 79,51							
DIESEL ENGINE AEY AGR AHF ALH 1896 CC - 4 CYL.	 RC,OCP,BB 3/4 Cyl.  26 x 66	Cyl. 4 ST 45,80 TB 68,80 HD -17,65 VT -1,10 MØ 38,00	79,51 79,76 80,01 80,51	TA 6801064 TA 6801075	TA 7369401 TA 7369412 TA 7369423 TA 7369434	S01 1,75 CR S06 2,00 CR S35 3,00 CR	TA 4422213 G 82,50 F 85,50 Y 4,70 TB 152,00		
		ST : 45,55 TB : 68,55	80,01 80,51	TA 6801086 TA 6801097	TA 7369423 TA 7369434				
		ST : 45,55 TB : 68,55	80,51	TA 6801097	TA 7369434				
 >>									


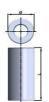
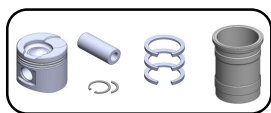







SKODA		Ø 79,51					
DIESEL ENGINE		Cyl. 3/4	79,51	TA 6391732	TA 7391726	S01 1,75 CR P	
		ST 45,30	79,76	TA 6391743	TA 7391737	S10 2,00 P	
CAYA		TB 67,80	80,01	TA 6391754	TA 7391748	S35 3,00 CR	
CAYB EURO 5		HD -10,7					
CAYC		MØ 49					
CFWA 3 CYL.	RC, OCP						
1199 CC 3 CYL.		26					
1598 CC 4 CYL.		x					
		66					
		>>					

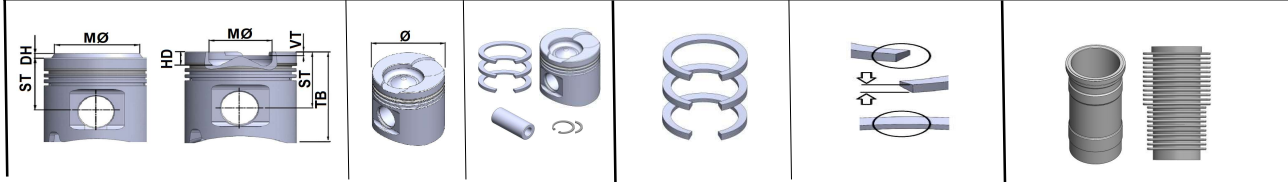
SKODA		Ø 81,01					
GASOLINE ENGINES		Cyl. 4	81,01	TA 6874500	TA 7380232	S01 1,20 CR	
		ST 32,00	81,26	TA 6874511	TA 7380243	S26 1,50	
AEH		TB 53,70	81,51		TA 7380254	S38 2,00 CR	
AKL		HD -2,30					
1595 CC 4 CYL.		DH +0,70					
		MØ 61,40					
		ST : 31,70	81,26	TA 6874530	TA 7380243		
		TB : 53,40					
		20					
		x					
		57					
		>>					









SKODA		Ø 81,01					
GASOLINE ENGINE AVU - BFQ BGU EURO 4 BSE EURO 4 - EURO 5 BSF EURO 2 1595 CC - 4 CYL.	 	Cyl. 4 ST 29,70 TB 50,70 HD -2,00 DH 0,70 MØ 61,40	81,01 81,51 82,01	TA 6802201 TA 6802212 TA 6802223	TA 7380224 TA 7380235 TA 7380246	S01 1,00 S26 1,20 S35 2,00 CR	
		ST : 28,70 TB : 50,40	81,51 82,01	TA 6802234 TA 6802245	TA 7380235 TA 7380246		
		19,00 x 42,00					
 >>							

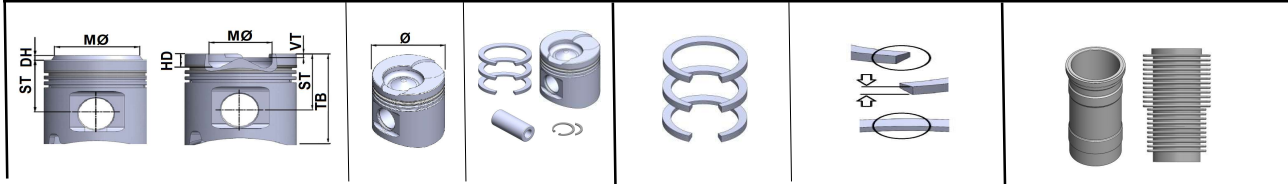
SKODA		Ø 81,01					
GASOLINE ENGINE ADR AGN 1781CC 4 CYL.	 EP 	Cyl. 4 ST 32,55 TB 56,55 HD -3,63	81,01 81,26 81,51 82,01	TA 6802053 TA 6802064 TA 6802075 TA 6802086	TA 7380208 TA 7380219 TA 7380230 TA 7380241	S21 1,50 P S26 1,75 S35 2,00 CR	
		ST : 32,25 TB : 56,55	81,51	TA 6802090	TA 7380230		
		20 x 59					
 >>							

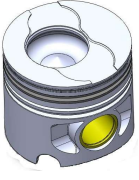









SKODA	Ø 81,01					
GASOLINE ENGINE ARX AUM AUQ AWT 1781 CC 4 CYL.	 EP  19 x 50	Cyl. 4 ST 32,70 TB 53,70 HD -1,9 MØ 68,20	81,01 81,26 81,51	TA 6802028 TA 6802039	TA 7380216 TA 7380227 TA 7380238	S01 1,50 CR S26 1,75 S38 2,00
		ST : 32,40 TB : 53,40	81,51	TA 6802050	TA 7380238	
 >>						

SKODA	Ø 81,01					
DIESEL ENGINE AZV BKD BMN 1968 CC 4 CYL.	 RC,OCP,BB  26,00 x 66,00	Cyl. 4 ST 45,80 TB 68,80 HD -17,80 MØ 38,00	81,01 81,26 81,51	TA 6802101 TA 6802112 TA 6802123	TA 7380228 TA 7380239 TA 7380250	S01 1,75 CR S06 2,00 P S35 3,00 CR,P
		ST : 45,55 TB : 68,55	81,51	TA 6802134	TA 7380250	
 >>						









SKODA		Ø 81,01					
DIESEL ENGINE		Cyl. 4	81,01	TA 6845704	TA 7380228	S01 1,75 CR	
		ST 45,80	81,26	TA 6845715	TA 7380239	S08 2,00 P	
BMM BMP BSS BWW		TB 68,80	81,51	TA 6845720	TA 7380250	S35 3,00 CR	
		HD -17,50					
1968 CC 4 CYL.		VT -0,70 -0,70					
		MØ 38,00					
	RC,OCP,BB	ST : 45,55	81,51	TA 6845726	TA 7380250		
	CYL. 1-2						
		26,00					
		x					
		66,00					
		>>					

SKODA		Ø 81,01					
DIESEL ENGINE		Cyl. 4	81,01	TA 6845697	TA 7380228	S01 1,75 CR	
		ST 45,80	81,26	TA 6845708	TA 7380239	S08 2,00 P	
BMM BMP BSS BWW		TB 68,80	81,51	TA 6845725	TA 7380250	S35 3,00 CR	
		HD -17,50					
1968 CC 4 CYL.		VT -0,70 -0,70					
		MØ 38,00					
	RC,OCP,BB	ST : 45,55	81,51	TA 6845719	TA 7380250		
	CYL. 3-4						
		26,00					
		x					
		66,00					
		>>					

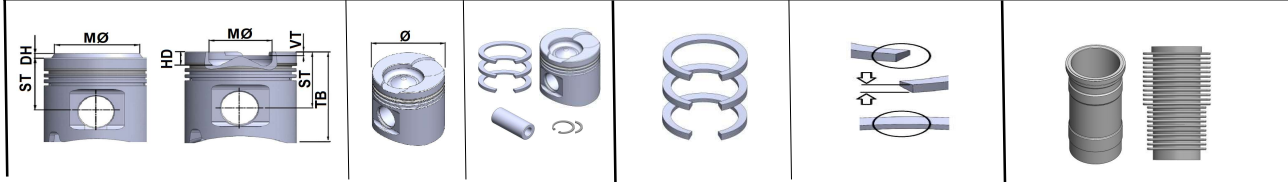



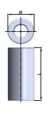
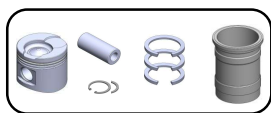



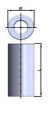

SKODA		Ø 81,01					
DIESEL ENGINE		Cyl. 4	81,01	TA 6802160	TA 7380220	S01 1,75 CR	
		ST 45,80	81,26	TA 6802171	TA 7380231	S08 2,00 P	
CFFB - CFGB - CFHA		TB 68,80	81,51		TA 7380242	S35 3,00 CR	
CFHC - CFHF - CFJA		HD -13,10					
CLCA - CLCB - CLJA		MØ 50,88					
1968 CC 4 CYL.		RC,OCP,BB					
		ST : 45,55	81,51	TA 6802182	TA 7380242		
		TB : 68,55					
		26,00					
		x					
		66,00					
							

SKODA		Ø 81,01					
DIESEL ENGINE		Cyl. 4	81,01	TA 6864094	TA 7380220	S01 1,75 CR	
		ST 45,80	81,26	TA 6864105	TA 7380231	S05 2,00 CR	
CBBB		TB 68,80	81,51		TA 7380242	S35 3,00 CR	
CBDB		HD -12,70					
CEGA		MØ 50,88					
1968 CC 4 CYL.		RC,OCP,BB					
		ST : 45,55	81,51	TA 6864116	TA 7380242		
		TB : 68,55					
		26,00					
		x					
		66,00					
							

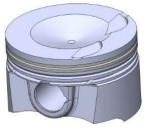
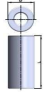



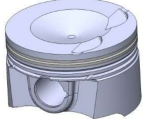




SKODA	Ø 82,5					
GASOLINE ENGINE BLR - BLX BLY - BVX BVY - BVZ 1984 CC 4 CYL.	 EP	Cyl. 4 ST 29,38 TB 47,50 HD +12,46/ VT -2,00 -2,00 MØ 80	82,50 83,00	TA 6875372 TA 6875383	TA 7391768 TA 7391779	S06 1,20 NT S26 1,50 S35 2,00 CR
		 19 x 44	 >>			

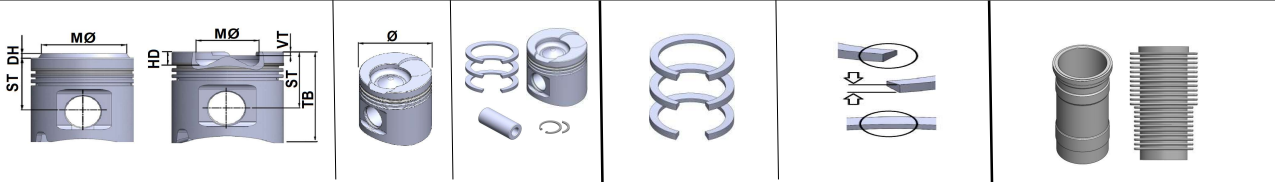
SKODA	Ø 82,51					
GASOLINE ENGINE BZB BYJ 1798 CC 4 CYL.	 RC	Cyl. 4 ST 29,8 TB 55,98 HD -5,7 DH 4,75 MØ 67	82,51 82,76 83,01	TA 6840452 TA 6840463 TA 6840474	TA 7392008 TA 7392019 TA 7392030	S02 1,20 NT S21 1,50 S35 2,00 CK
		 21,00 x 53,00	 >>			


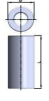






SKODA		Ø 82,51					
GASOLINE ENGINE		Cyl. 4	82,51	TA 6331354	TA 7392012	S02 1,20 CR,	
		ST 29,60	82,76	TA 6331365	TA 7392023	S21 1,20	
CCZA	RC	TB 50,10	83,01	TA 6331376	TA 7392034	S35 2,00 CR	
		HD -6,20					
1984 CC 4 CYL.		MØ 50,00					
		23 x 53					
			>>				

SKODA		Ø 82,51					
GASOLINE ENGINE		Cyl. 4	82,51	TA 6331350	TA 7392008	S02 1,20 NT	
		ST 29,60	82,76	TA 6331361	TA 7392019	S21 1,50	
CCZA	RC	TB 50,10	83,01	TA 6331372	TA 7392030	S35 2,00 CK	
		HD -6,20	83,51	TA 6331383	TA 7392041		
1984 CC 4 CYL.		DH 3,00					
		MØ 50,00					
		21 x 56					
			>>				

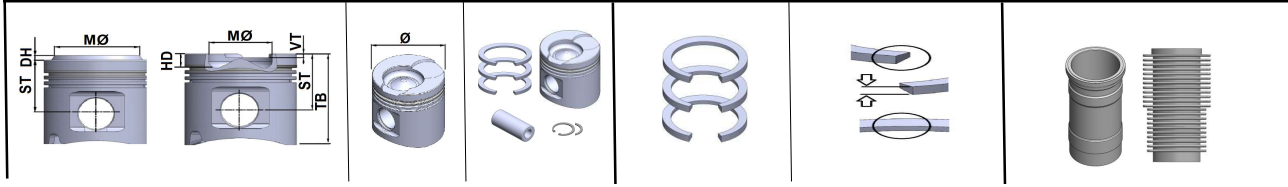









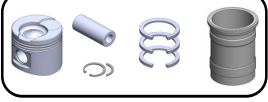
SKODA		Ø 82,51							
GASOLINE ENGINE		Cyl. 4	82,51	TA 6331358	TA 7392012	S02 1,2 CR,			
		ST 29,80	83,01	TA 6331380	TA 7392034	S21 1,2			
CDAA		TB 55,98				S35 2 CR			
CDAB		HD -4,75							
1798 CC 4 CYL.		DH 5,68							
	RC								
		23							
		x							
		51							
			>>						

SKODA		Ø 82,51							
GASOLINE ENGINE		Cyl. 4	82,51	TA 6331216	TA 7392016	S06 1,20 NT			
		ST 29,60	82,76	TA 6331227	TA 7392027	S26 1,50			
BWA		TB 50,60	83,01	TA 6331238	TA 7392038	S35 2,00 CR			
1998 CC 4 CYL.		HD -6,20	83,51	TA 6331249	TA 7392049				
	RC	VT -0,76							
		MØ 49,25							
		20							
		x							
		59							
			>>						





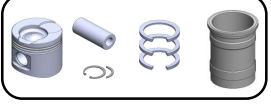





SMART	Ø 63,5						
GASOLINE ENGINE M 160 R3 M 160 E6AL B03 M 160 E6AL B04 M 160 E6AL B05 599 CC 3 CYL.	  16,00 x 48,00	Cyl. 3 ST 27,00 TB 43,50 HD -2,75 MØ 50,50	63,50 63,75 64,00	TA 6396402	TA 7397404 TA 7397415 TA 7397426	S01 1,20 CR,P S06 1,50 P S38 2,50 CR,P	TA 4920402 SZ G 67,00 TB 102,00
		ST : 43,75 TB : 26,75	63,75	TA 6396413	TA 7397415		
		ST : 43,75 TB : 26,75	64,00	TA 6396424	TA 7397426		
			>>				

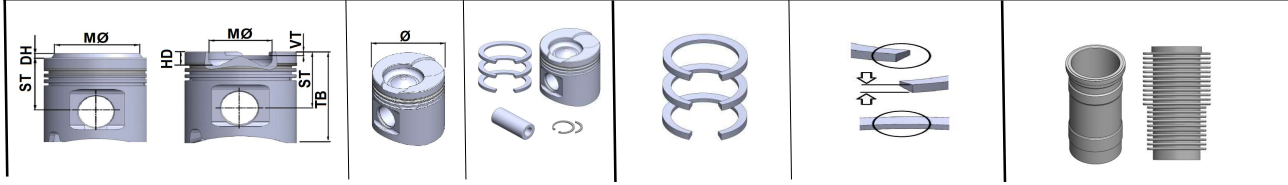
SMART	Ø 63,5						
GASOLINE ENGINE M 160 R3 M 160 E6AL B03 M 160 E6AL B04 M 160 E6AL B05 SPIRAL RINGS TYPE 599 CC 3 CYL.	  16,00 x 48,00	Cyl. 3 ST 27,00 TB 43,50 HD -2,75 MØ 50,50	63,50 63,75 64,00 64,50	TA 6396404	TA 7397406 TA 7397417 TA 7397428 TA 7397439	S01 1,20 CR,P S06 1,50 P S35 2,50 CR,P	TA 4920402 SZ G 67,00 TB 102,00
		ST : 26,75 TB : 43,25	63,75	TA 6396415			
		ST : 26,75 TB : 43,25	64,00	TA 6396426			
		ST : 26,75 TB : 43,25	64,50	TA 6396437			
			>>				











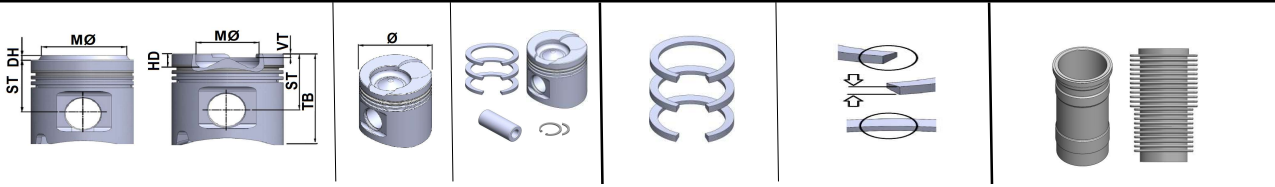
SMART	Ø 65,5						
DIESEL ENGINE OM 660.914 OM 660.950 OM 660.951 799 CC 3 CYL.	 RC	Cyl. 4/5 ST 36,00 TB 60,00 HD -11,10 VT -0,95 -1,00 MØ 38,70	65,50 65,75 66,00	TA 6396401	TA 7397401 TA 7397412 TA 7397423	S01 1,50 CR S01 1,50 CR S35 2,50 CR	
		ST : 35,75	65,75	TA 6396412	TA 7397412		
		ST : 35,75	66,00	TA 6396423	TA 7397423		
		 23,00 x 53,00					
		>>					




SMART	Ø 66,5							
GASOLINE ENGINE M 160.921 452.432 698 CC 3 CYL.	 RC	Cyl. 3 ST 25,70 TB 41,70 HD -3,3 MØ 51,50	66,50 66,75 67,00	TA 6396406 TA 6396417 TA 6396428	TA 7397407 TA 7397418 TA 7397429	S01 1,20 CR S06 1,20 P S38 2,50 CR	TA 4920404 F 69,00 TB 102,00	
		 17,00 x 52,00						
				>>				





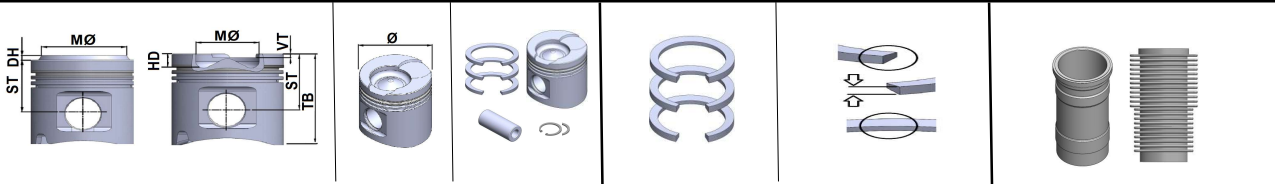
SMART	Ø 66,5						
GASOLINE ENGINE M 160.921 452.432 SPIRAL TYPE 698 CC 3 CYL.	 RC  17,00 x 52,00	Cyl. 3 ST 25,70 TB 41,70 HD -3,3 MØ 51,50	66,50 66,75 67,00	TA 6396408 TA 6396419 TA 6396430	TA 7397403 TA 7397414 TA 7397425	S01 1,20 CR S06 1,20 P S35 2,50 CR	TA 4920404 F 69,00 TB 102,00
		 >>					

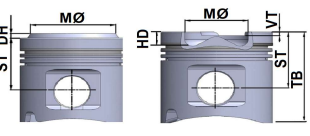
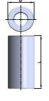

SMART	Ø 66,5						
GASOLINE ENGINE M 160.910 M 160.920 M 160.921 M 160.922 M 160.923 0,7 L 698 CC 3 CYL.	  16,00 x 52,00	Cyl. 3 ST 25,20 TB 41,70 HD -3,3 MØ 54,50	66,50 66,75 67,00	TA 6396403	TA 7397407 TA 7397418 TA 7397429	S01 1,20 CR S06 1,20 P S38 2,50 CR	TA 4920404 F 69,00 TB 102,00
		 >>	ST : 24,75 66,75 TA 6396414 TA 7397418	ST : 24,75 67,00 TA 6396425 TA 7397429			






SMART	Ø 66,5						
GASOLINE ENGINE M 160.910 M 160.920 M 160.921 M 160.922 M 160.923 0,7 L SPIRAL RINGS TYPE 698 CC 3 CYL.	  16,00 x 52,00	Cyl. 3 ST 25,20 TB 41,70 HD -3,3 MØ 54,50	66,50 66,75 67,00	TA 6396405 TA 6396416 TA 6396427	TA 7397405 TA 7397416 TA 7397427 TA 7397416 TA 7397427	S01 1,20 CR S06 1,20 P S35 2,50 CR	TA 4920404 F 69,00 TB 102,00
		ST : 24,75	66,75	TA 6396416	TA 7397416		
		ST : 24,75	67,00	TA 6396427	TA 7397427		
 >>							

SMART	Ø 66,5						
GASOLINE ENGINE M 160.910 M 160.920 M 160.921 M 160.922 M 160.923 0,7 L 698 CC 3 CYL.	 x	Cyl. 3	66,50 66,75 67,00		TA 7397402 TA 7397413 TA 7397424	S01 1,20 CR S06 1,50 P S38 2,50 CR	
 >>							



SMART	Ø 66,5					
GASOLINE ENGINE M 160.910 M 160.920 M 160.921 M 160.922 M 160.923 0,7 L 698 CC 3 CYL.		Cyl. 3	66,50	TA 7397405 TA 7397416 TA 7397427	S01 1,20 CR	
			66,75		S06 1,50 P	
			67,00		S35 2,50 CR	
	 x					
	 >>					

SMART	Ø 72					
GASOLINE ENGINE M 132.910 451.330 - 451.331 451.334 - 451.380 451.431 - 451.480 MHD 12V 999 CC 3 CYL.		Cyl. 3	72,00	TA 6396409 TA 6396420 TA 6396431	TA 7396408 TA 7396419 TA 7396430	S01 1,00 CR
		ST 30,50	72,25			S21 1,20 CR,P
		TB 51,50	72,50			S38 2,00 CR,P
		HD -5,70				
		VT -5,80 -6,40				
	 18,00 x 56,00					
	 >>					

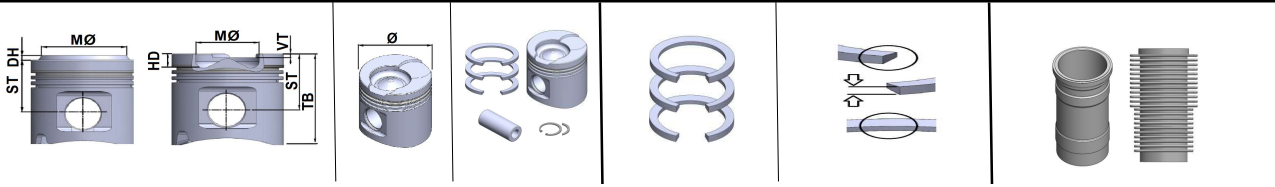




TARABUSI is a registered trademark of FINIMPIANTI a trusted brand in the spare parts world. www.at-tarabusi.com



406
rel. 2207

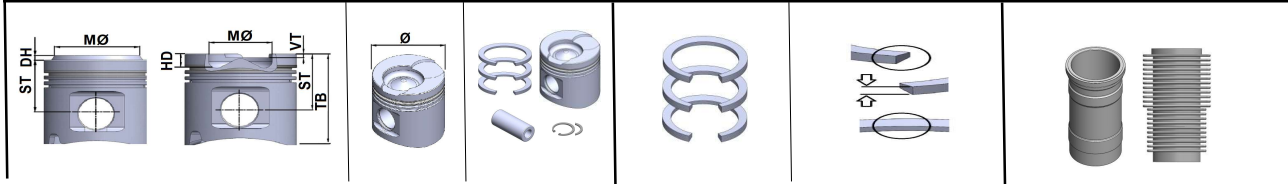
Non original engine parts. OEMs names and part numbers are for reference purpose only. All pictures shown are for illustration purpose only.



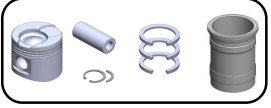




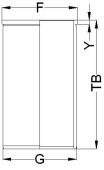



SMART	Ø	72				
GASOLINE ENGINE M 132.910 FROM 01.2007 999 CC 3 CYL.	 18,00 x 56,00	Cyl. 3 ST 26,00 TB 43,90 HD -2,8 VT -2,8	72,00 72,50	TA 6396464 TA 6396475	TA 7396412 TA 7396423	S01 1,00 CR S21 1,00 CR,P S38 2,00 CR,P
		 >>				


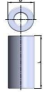
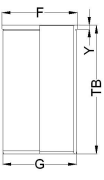

SMART	Ø	72				
GASOLINE ENGINE M 132.930 451.332 451.333 451.432 451.433 451.434 12V 999 CC 3 CYL.	 18,00 x 56,00	Cyl. 3 ST 30,50 TB 51,50 HD -8,0	72,00 72,25 72,50	TA 6396407 TA 6396418 TA 6396429	TA 7396410 TA 7396422 TA 7396433	S01 1,00 CR S21 1,20 CR,P S38 2,00 CR,P
		 >>				






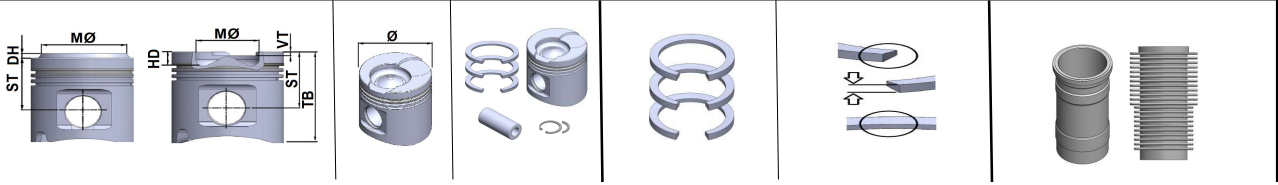
SMART	Ø 72,2						
GASOLINE ENGINE H4B 409 M 281.910 3 CYL. 898 CC H4DA401 M 281.920 3 CYL. 999 CC	 	Cyl. 72,20 ST 31,25 72,70 TB 49,00 HD -5,00 VT 2,50 1,18 MØ 57,00	TA 6331428 TA 6331439	TA 7393755 TA 7393766	S02 1,20 PVD, S26 1,50 CR S35 2,00 CR,ST		
		20,00 x 47,20					
		>>					


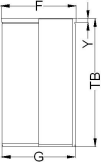


SSANGYONG	Ø 89						
DIESEL ENGINE OM 602.980 EURO 2 OM 662.983 2874 CC 5 CYL.	 RC,OCP 	Cyl. 5 ST 44,75 89,50 TB 71,25 90,00 HD -16,73 VT -0,30 -0,60 MØ 42,00	TA 6381406 TA 6381410 TA 6381421	TA 7376504 TA 7376515 TA 7376537	S01 2,50 CR S26 2,00 S35 3,00 CR	TA 4410878 SZ G 91,50 F 96,50 Y 4,70 TB 156,50	
		28,00 x 70,00					
		>>					


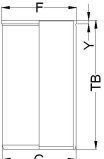




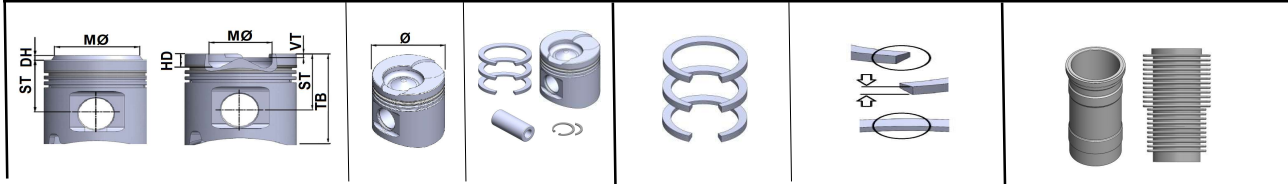
SSANGYONG		Ø 89									
DIESEL ENGINE OM 601.940 OM 661.940 2299 CC 4 CYL. OM 662.940 2874 CC 5 CYL.	 RC,SP  26,00 x 62,00	Cyl. 4/5 ST 44,65 TB 74,65 HD -9,05 VT -1,05 -1,25	89,00 89,50 89,70 90,00	TA 6376506 TA 6376510 TA 6376521 TA 6376532	TA 7376504 TA 7376515 TA 7376526 TA 7376537	S01 2,50 CR S26 2,00 S35 3,00 CR	TA 4410878 SZ G 91,50 F 96,50 Y 4,70 TB 156,50 TA 4410882 G 91,50 F 94,05 Y 4,70 TB 156,50 TA 4410885 G 92,00 F 94,10 Y 4,80 TB 156,80				
		 >>									




SSANGYONG		Ø 94							
DIESEL ENGINE XD3P 2497 CC 4 CYL.	  30 x 78,80	Cyl. 4 ST 53,92 TB 91,42 HD -1,80	94,00 94,40 94,60	TA 6251604 TA 6251615 TA 6251626	TA 7061106 TA 7061121 TA 7061132	S01 2,00 CR S21 2,00 P S35 4,00 CR	TA 4411620 SF G 97,00 F 99,50 Y 3,95 TB 165,80		
		 >>							






STEYR		Ø 76,51									
DIESEL ENGINE NY 2383 CC 6 CYL.	 RC,SP,EP	Cyl. 4/5/6	76,51	TA 6351704	TA 7351702	S01 1,75 CR	TA 4418013				
		ST 41,7	77,01		TA 7351713	S07 2,00	SZ		G 79,50		
		TB 71,7	77,51		TA 7351724	S35 3,00 CR	F 81,50		Y 4,70		
		HD -1,6					Y 4,50		TB 145		
		ST : 41,45	77,01	TA 6351715	TA 7351713		TA 4418017	G 79,56			
		TB : 71,45					F 82,50				
		ST : 41,45	77,51	TA 6351726	TA 7351724		Y 4,50				
		TB : 71,45					TB 142				
	 24 x 64										
											

SUBARU		Ø 69,6									
DIESEL ENGINE Z13 DT EURO 4 1248 CC 4 CYL.	 RC	Cyl. 4	69,60	TA 6427860	TA 7427964	S01 2,00 CR,P	TA 4411017				
		ST 40,43	70,00	TA 6427871	TA 7427975	S26 1,50	SZ		G 72,50		
		TB 63,43	70,20	TA 6427882	TA 7427986	S35 2,00 P	F 74,00		Y 5,00		
		HD -12,40					TB 142,00				
		VT -1,00 -1,20					TA 4411021	G 72,50			
		MØ 38,00					F 74,50				
							Y 5,00				
							TB 142,00				
	 23,00 x 56,50										
											



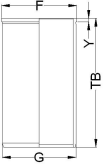






SUBARU	Ø 72,5					
<p>GASOLINE ENGINE</p> <p>1NR - FE</p> <p>1329 CC 4 CYL.</p>	 <p>EP</p>  <p>18,00 x 53,00</p>	<p>Cyl. 4</p> <p>ST 26,30</p> <p>TB 44,30</p> <p>HD -5,60</p> <p>VT -4,50</p>	<p>72,50</p> <p>73,00</p>	<p>TA 6327779</p> <p>TA 6327790</p>	<p>TA 7364968</p> <p>TA 7364979</p>	<p>S01 1,00 NIT,</p> <p>S06 1,00 P</p> <p>S37 2,00 NIT</p>
 <p style="text-align: center;">>></p>						

SUZUKI	Ø 65,5					
<p>GASOLINE ENGINE</p> <p>F10A</p> <p>970 CC 4 CYL.</p>	  <p>16,00 x 53,20</p>	<p>Cyl. 4</p> <p>ST 24,55</p> <p>TB 55,00</p> <p>VT -2,00</p>	<p>65,50</p> <p>66,00</p> <p>66,50</p>	<p>TA 6240102</p> <p>TA 6240113</p> <p>TA 6240124</p>	<p>TA 7240100</p> <p>TA 7240111</p> <p>TA 7240122</p>	<p>S01 1,50 CR</p> <p>S06 1,50 P</p> <p>S35 2,80 CR</p>
 <p style="text-align: center;">>></p>						







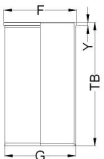




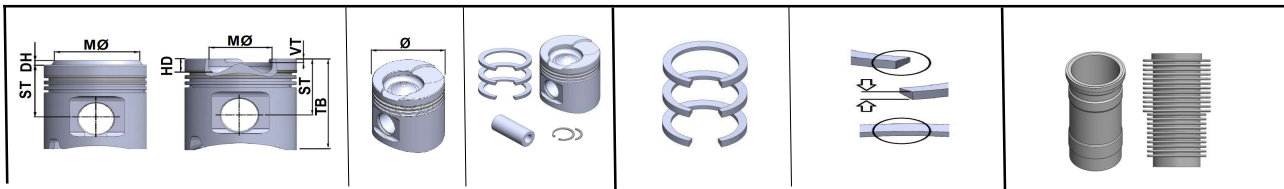
SUZUKI		Ø 69,6							
DIESEL ENGINE Z13 DT EURO 4 1248 CC 4 CYL.	 RC  23,00 x 56,50	Cyl. 4 ST 40,43 TB 63,43 HD -12,40 VT -1,00 -1,20 MØ 38,00	69,60 70,00 70,20	TA 6427860 TA 6427871 TA 6427882	TA 7427964 TA 7427975 TA 7427986	S01 2,00 CR,P S26 1,50 S35 2,00 P	TA 4411017 SZ G 72,50 F 74,00 Y 5,00 TB 142,00		TA 4411021 G 72.50 F 74.50 Y 5.00 TB 142.00
		 >>							


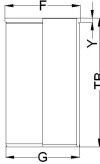


SUZUKI		Ø 74							
GASOLINE ENGINE G13A 1324 CC 4 CYL.	  17,00 x 65,10	Cyl. 4 ST 28,30 TB 55,30 VT -1.35	65,50 66,00 66,50	TA 6276605 TA 6276620 TA 6276631	TA 7276603 TA 7276625 TA 7276636	S01 1,20 CR S06 1,50 P S35 2,80 CR			
		 >>							


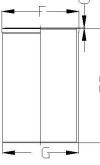




SUZUKI		Ø 74							
GASOLINE ENGINE G13BA 1299 CC 4 CYL.		Cyl. 4 ST 29,25 TB 56,25 HD -3,14 VT -4,65	65,50 66,00 66,50	TA 6295903 TA 6295914 TA 6295925	TA 7276603 TA 7276625 TA 7276636	S01 1,20 CR S06 1,50 P S35 2,80 CR			
		 17,00 x 65,10							
			>>						

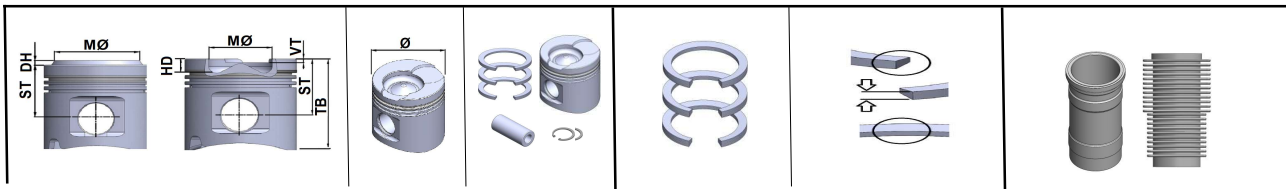
SUZUKI		Ø 75							
GASOLINE ENGINE G16 B 1590 CC 4 CYL.		Cyl. 4 ST 28,30 TB 55,30 HD -4,2	75,00 75,50 76,00	TA 6360001 TA 6360012 TA 6360023	TA 7338505 TA 7338516 TA 7338520	S02 1,20 CR S06 1,50 S35 2,80 CR			
		RC  19,00 x 63,15							
			>>						



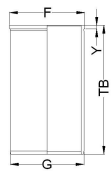
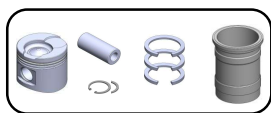




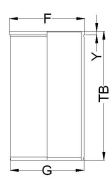
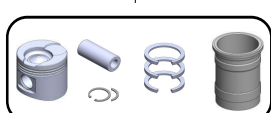
SUZUKI		Ø 75							
GASOLINE ENGINE 1.6 Ltrs 1590 CC 4 CYL.	 SP	Cyl. 4 ST 28,30 TB 58,30 VT -3,30	75,00 75,50 76,0	TA 6338500 TA 6338511 TA 6338522	TA 7338505 TA 7338516 TA 7338520	S01 1,20 CR S26 1,50 P S35 2,80 CR			
		 19,00 x 63,15	 >>						

SUZUKI		Ø 75								
DIESEL ENGINE 9HX EURO 4 1560 CC 4 CYL.	 RC,OCP	Cyl. 4 ST 41,70 TB 65,30 HD -13,20 VT -1,16 -1,16 MØ 41,70	75,00 75,50 76,00	TA 6395001 TA 6395012 TA 6395023	TA 7395006 TA 7395010 TA 7395021	S01 3,00 CR S26 1,95 P S35 2,50 CR	TA 4422330 SZ G 78,00 F 79,50 Y 5,00 TB 142,00			
		 26 x 61	 >> TA 5107120							

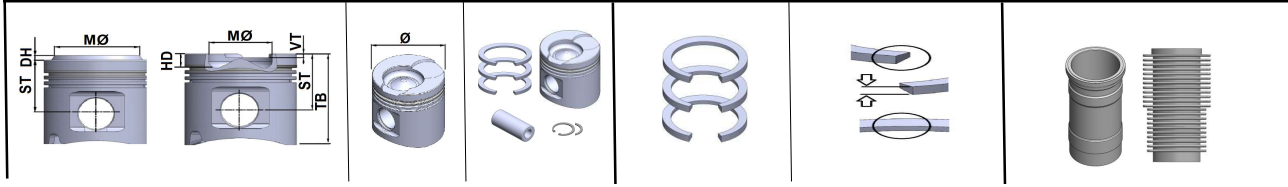



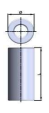
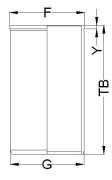
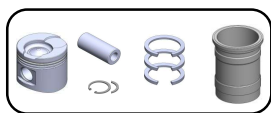



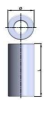
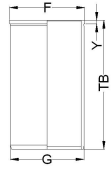

SUZUKI		Ø 76							
DIESEL ENGINE K9K 700 1461 CC 4 CYL.	 RC  26,00 x 60,00	Cyl. 4 ST 41,78 TB 66,00 HD -14,00 VT -0,28 -0,48 MØ 39,70	76,00 76,50	TA 6389600 TA 6389611	TA 7389502 TA 7389513	S02 2,00 CR,P S03 2,00 P S35 2,50 CR,P	TA 4076417 G 79,10 F 81,00 Y 5,00 TB 142,00		 >>

SUZUKI		Ø 76							
DIESEL ENGINE K9K 700 1461 CC 4 CYL.	 RC  25,00 x 60,00	Cyl. 4 ST 41,78 TB 66,00 HD -14,00 VT -0,28 -0,48 MØ 39,70	76,00 76,50	TA 6389504 TA 6389515	TA 7389502 TA 7389513	S01 2,00 CR,P S06 2,00 P S35 2,50 CR,P	TA 4076417 SF G 79,10 F 81,00 Y 5,00 TB 142,00		 >>


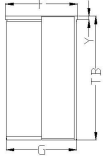





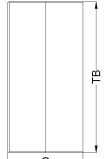



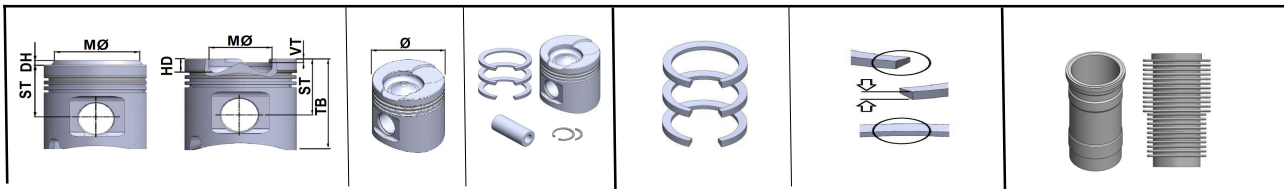
SUZUKI		Ø	82						
DIESEL ENGINE D19AA 1910 CC 4 CYL.	 RC, BB  26 x 61	Cyl. 4/5 ST 46,50 TB 72,50 HD -17,50 VT -0,65 MØ 37,50	82,00 82,40 82,60	TA 6427844 TA 6427855 TA 6427866	TA 7428422 TA 7428444 TA 7428433	S01 2,00 CR S26 2,00 P S35 2,00 CR,P	TA 4042234 G 85,00 F 88,00 Y 4,50 TB 155,00 TA 4042238 G 85,57 F 88,53 Y 4,00 TB 155,00		
		 >>							




SUZUKI		Ø	82						
DIESEL ENGINE D19AA 1910 CC 4 CYL.	 RC  26 x 61	Cyl. 4/5 ST 46,50 TB 72,50 HD -17,50 VT -0,80 MØ 37,50	82,00 82,40 82,60	TA 6427210 TA 6427221 TA 6427232	TA 7428470 TA 7428481 TA 7428492	S01 2,50 CR, P S26 2,00 P S35 2,00 CR, P	TA 4042234 G 85,00 F 88,00 Y 4,50 TB 155,00 TA 4042238 G 85,57 F 88,53 Y 4,00 TB 155,00		
		 >>							






SUZUKI		Ø 83							
DIESEL ENGINE XUD9 XUD9A 1905 CC 4 CYL.		Cyl. 4 ST 46,8 TB 84,3 HD -2,2	83,00 83,40 83,50 83,60 83,80	TA 6225203 TA 6225225 TA 6225214 TA 6225236 TA 6225240	TA 7225201 TA 7225223 TA 7225212 TA 7225234 TA 7225245	S01 2,00 CR S06 2,00 S35 3,00 CR	TA 4419612 SZ G 86,00 TB 153,50		TA 4419516 G 86,00 F 89,00 Y 4,80 TB 153,50
		 25 x 72							

SUZUKI		Ø 83									
DIESEL ENGINE XUD9SD 1905 CC 4 CYL.		Cyl. 4 ST 46,75 TB 79,25 HD -3,50	83,00 83,50 83,80	TA 6384405	TA 7384403 TA 7384414 TA 7384425	S01 3,00 CR,P S06 2,00 S35 3,00 CR,P	TA 4419612 G 86,00 TB 153,50				
		RC,EP ST : 46,65 TB : 79,30 ST : 46,65 TB : 79,30	83,50 83,80	TA 6384416 TA 6384420	TA 7384414 TA 7384425						


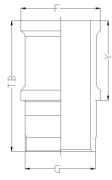





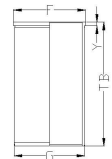


SUZUKI	Ø	85					
DIESEL ENGINE RHW 1997 CC 4 CYL.		Cyl. 4 ST 46,75 TB 72,75 HD -18,75 VT -1,65 MØ 39,80	85,00	TA 6382746	TA 7382701	S16 3,50 CR, P	
			85,40	TA 6382757	TA 7382723	S06 2,00	
			85,60	TA 6382768	TA 7382712	S35 3,00 CR, P	
							
		RC,OCP					
		28,00 x 70,00					
			>>				

SUZUKI	Ø	85					
DIESEL ENGINE RHZ 1997 CC - 4 CYL.		Cyl. 4 ST 46,75 TB 80,75 HD -18,30 VT -1,00 MØ 38,00	85,00	TA 6382703	TA 7382701	S16 3,50 CR, P	TA 4086226 G 89,00 F 91,20 Y 4,50 TB 155,00
			85,40	TA 6382725	TA 7382723	S06 2,00	
			85,60	TA 6382714	TA 7382712	S35 3,00 CR, P	
							
		RC					
		28 x 70					
			>>				

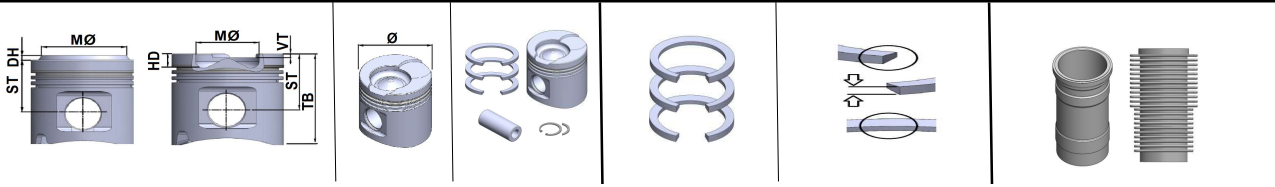










TALBOT	Ø 84							
GASOLINE ENGINE XM7T 1796 CC 4 CYL.	 SP	Cyl. 4 ST 37,80 TB 70,25 DH +1,1	84,00	TA 6350074	TA 7342228	S02 1,50 CR S21 2,00 S31 4,00 CR	TA 4086222 S G 93 F 99,2 Y 90 TB 135,6	
	 23 x 70							
	 >> TA 5342228							

TALBOT	Ø 93							
DIESEL ENGINE CRD93 2498 CC 4 CYL.		Cyl. 4 ST 52,75 TB 95,00 HD -7,40	93,00 93,50 93,75	TA 6293700 TA 6293711 TA 6293722	TA 7293705 TA 7293716 TA 7293720	S01 2,50 CR, P S02 2,00 CR S35 4,00 CR	TA 4420216 W G 97,50 F 99,00 Y 5,00 TB 163,00	
	 30 x 78							
	 >>							





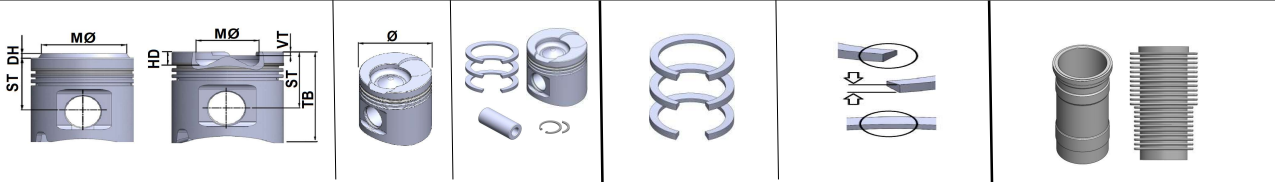
TOYOTA		Ø 72,5					
GASOLINE ENGINE 1NR - FE 1329 CC 4 CYL.	 EP  18,00 x 53,00	Cyl. 4 ST 26,30 TB 44,30 HD -5,60 VT -4,50	72,50 73,00	TA 6327779 TA 6327790	TA 7364968 TA 7364979	S01 1,00 NIT, S06 1,00 P S37 2,00 NIT	
		 >>					



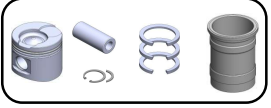
TOYOTA		Ø 75					
GASOLINE ENGINE 2NZ - FE 1299 CC 4 CYL.	  18,00 x 53,00	Cyl. 4 ST 30,00 TB 47,50 HD -6,2 VT -3,90	75,00 75,50	TA 6327771 TA 6327782	TA 7364955 TA 7364966	S01 1,20 NIT, S21 1,20 NIT, S37 3,00 NIT	
		 >>					


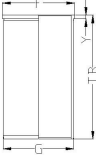




TARABUSI is a registered trademark of FINIMPIANTI a trusted brand in the spare parts world.
www.at-tarabusi.com


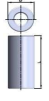




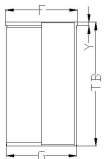




TOYOTA		Ø 86							
DIESEL ENGINE		Cyl. 4/5/6	86,00	TA 6327750	TA 7364931	S02 2,00	CR,ST		
		ST 47,00	86,50	TA 6327761	TA 7364942	S06 2,00	P		
2 C		TB 77,00				S35 3,00	CR		
2C - T		HD -1,85							
1975 CC 4 CYL.	EP								
		27,00							
		x							
		58,00							
									

TOYOTA		Ø 92							
DIESEL ENGINE		Cyl. 4	92,00	TA 6365203	TA 7364906	S12 2,00	CR	TA 4421712	
		ST 44,30	92,50	TA 6365214	TA 7364910	S06 2,00	P	SZ	
2L - TII		TB 80,30	93,00	TA 6365225	TA 7364921	S35 4,00	CR,P	G 96,00	
2446 CC 4 CYL.		VT -1,50						F 100,80	
	RC,SP							Y 3,60	
		27,00						TB 160,50	
		x							
		70,00							
									


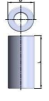
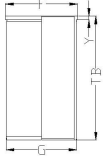





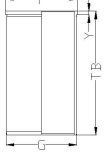

TOYOTA		Ø 92							
DIESEL ENGINE		Cyl. 4	92,00	TA 6364960	TA 7364950	S02 2,00 NIT			
		ST 54,20	92,50	TA 6364971	TA 7364961	S06 1,50 NIT			
2KD - FTV		TB 82,30				S35 3,00 NIT			
2KD - FTV HDCR		HD -19,40							
2494 CC 4 CYL.		VT -0,40 -0,90							
		MØ 40,00							
	RC,OCP								
		34,00							
		x							
		65,00							
			>>						

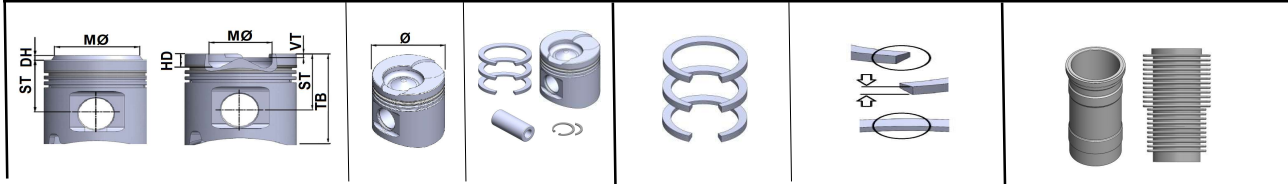
TOYOTA		Ø 92							
DIESEL ENGINE		Cyl. 4	92,00	TA 6364901	TA 7364906	S12 2,00 CR	TA 4421712		
		ST 49,20	92,50	TA 6364912	TA 7364910	S06 2,00 P	SZ		
2 L - T		TB 86,20	93,00	TA 6364923	TA 7364921	S35 4,00 CR,P	G 96,00		
2446 CC 4 CYL.		HD -2,5					F 100,80		
		VT -3,60					Y 3,60		
	RC,SP						TB 160,50		
		29,00							
		x							
		74,60							
			>>						











TOYOTA		Ø	95							
DIESEL ENGINE	11 B	2977 CC 4 CYL.	 RC  34,00 x 76,00	Cyl. 4 ST 63,40 TB 98,30 VT -18,10	95,00	TA 6357702	TA 7357700	S01 2,50 CR S07 2,50 P S35 4,50 CR	TA 4422110 SZ G 99,00 F 104,65 Y 2,50 C 1,0 TB 191,00	
				 >>						

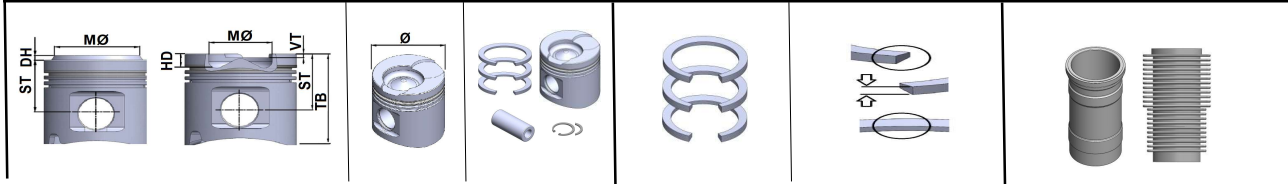
TOYOTA		Ø	95							
DIESEL ENGINE	B	2977 CC 4 CYL.	 RC  29,00 x 79,00	Cyl. 4 ST 52,30 TB 101,30 HD -2,50 VT -3,60	95,00 95,00	TA 6327705 TA 6327716	TA 7327703 TA 7327714	S19 2,50 CR S06 2,50 P S35 4,50 CR,P	TA 4417711 SZ G 102,00 F 107,70 Y 2,50 C 1,2 TB 190,50	
				 >>						







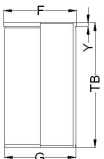


TOYOTA	Ø 99,5						
DIESEL ENGINE 5 L LXS 12 2986 CC 4 CYL.	 OCP  29,00 x 74,00	Cyl. 6/8/10/12 ST 42,30 TB 80,30 HD -2,10 VT -0.90	99,50 100,00	TA 6364968 TA 6364979	TA 7364999	S12 2,00 NIT S06 1,50 NIT S35 4,00 CR	
 >>							

VAUXHALL	Ø 69,6						
DIESEL ENGINE A13 DTC EURO 5 1248 CC 4 CYL.	 RC  23 x 56,7	Cyl. 4 ST 40,30 TB 62,43 HD 12,70 VT 1,153 0,904 MØ 37,00	69,60 70,00 70,20	TA 6427960 TA 6427971 TA 6427982	TA 7427200 TA 7427211 TA 7427222	S45 1,50 CER S06 1,50 P S35 2,00 CR	
 >>							





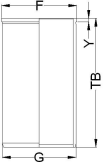



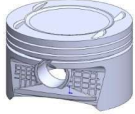


VAUXHALL		Ø 69,6							
DIESEL ENGINE	 RC,OCP	Cyl. 4	69,60	TA 6427980	TA 7427200	S45 1,50	CER		
		ST 40,43	70,00	TA 6427986	TA 7427211	S06 1,50	P		
A13 DTE		TB 62,43	70,20	TA 6427991	TA 7427222	S35 2,00	CR		
A13 DTR EURO 5		HD 12,70							
A13 FD EURO 5		VT 1,15 0,90							
Z13 DTE EURO 4		MØ 37,00							
1248 CC 4 CYL.									
	 23 x 57								
	 >>								

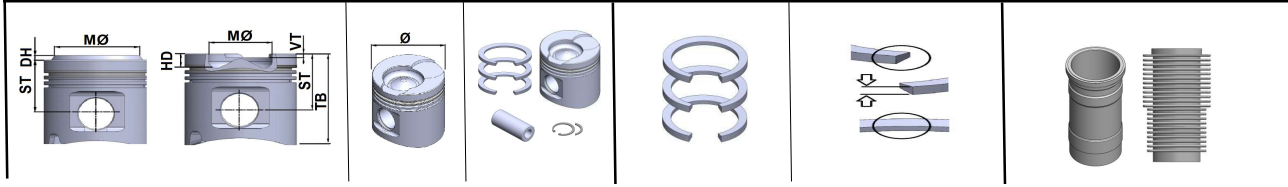
VAUXHALL		Ø 69,6							
DIESEL ENGINE	 RC,OCP	Cyl. 4	69,60	TA 6427864	TA 7427964	S01 2,00	CR,P	TA 4411025	
		ST 40,43	70,00	TA 6427886	TA 7427975	S06 1,50	P	SZ	
Z13DTH		TB 62,43	70,20	TA 6427875	TA 7427986	S35 2,00	CR,P	G 72,10	
EURO 4		HD 12,40						F 73,60	
1248 CC 4 CYL.		VT -0,90 -1,15						Y 5	
		MØ 38,00						TB 142	
	 23 x 56,70								
	 >>								

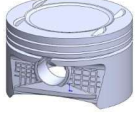

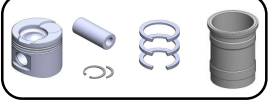







VAUXHALL		Ø 69,6							
DIESEL ENGINE Y13 DT Z13 DT EURO 4 1248 CC 4 CYL.	 RC  23,00 x 56,50	Cyl. 4 ST 40,43 TB 63,43 HD -12,40 VT -1,00 -1,20 MØ 38,00	69,60 70,00 70,20	TA 6427860 TA 6427871 TA 6427882	TA 7427964 TA 7427975 TA 7427986	S01 2,00 CR,P S26 1,50 S35 2,00 P	TA 4411017 SZ G 72,50 F 74,00 Y 5,00 TB 142,00 TA 4411021 G 72,50 F 74,50 Y 5,00 TB 142,00		
		 >>							


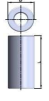

VAUXHALL		Ø 73,4							
GASOLINE ENGINE Z 10 XEP 998 CC 3 CYL.	  18,00 x 51,00	Cyl. 3 ST 24,00 TB 45,00 HD -0,82 VT -1.33 1.35 MØ 52,00	73,40 73,65 73,9	TA 6382418 TA 6382429 TA 6382440	TA 7436014 TA 7436025 TA 7436036	S01 1,20 CR S21 1,20 P S35 2,00 CR			
		 >>							






VAUXHALL		Ø 73,4								
GASOLINE ENGINE Z 14 XEP 1364 CC 4 CYL.	 	Cyl. 4 ST 23,00 TB 44,00 HD -1,25 VT -1,33 1,35 MØ 52,,00	73,40 73,65 73,9	TA 6382406 TA 6382417 TA 6382428	TA 7436014 TA 7436025 TA 7436036	S01 1,20 CR S21 1,20 P S35 2,00 CR				
		18 x 51								
 >>										

VAUXHALL		Ø 73,4								
GASOLINE ENGINE A 12 XEL EURO 5 A 12 XER EURO 5 1229 CC 4 CYL.	 EP 	Cyl. 4 ST 26,85 TB 48,35 HD -0,60 VT -2,00 -4,70 MØ 54,60	73,40 73,65 73,90	TA 6382434 TA 6382445 TA 6382456	TA 7436014 TA 7436025 TA 7436036	S01 1,20 ST,NT S26 1,20 P S38 2,00 ST,CR				
		18 x 53								
 >>										









VAUXHALL		Ø 73,4								
GASOLINE ENGINE A 14 XEL A 14 XER A 14 XFL B 14 XEL 1398 CC 4 CYL.	 EP	Cyl. 4 ST 25,85 TB 46,85 HD -1,60 VT -2,40 -4,60 MØ 52,00	73,40 73,65 73,90	TA 6382426 TA 6382437 TA 6382448	TA 7436014 TA 7436025 TA 7436036	S01 1,20 ST,NT S26 1,20 P S38 2,00 ST,CR				
		 18,00 x 53,00								
 >>										

VAUXHALL		Ø 75								
GASOLINE ENGINE 13 S C 13 N 1297 CC 4 CYL.	 SP	Cyl. 4 ST 35,80 TB 62,40 HD -5,4 VT -3,6 MØ 63,00	75,00 75,50 75,75 76,00	TA 6244000 TA 6244011 TA 6244022 TA 6244033	TA 7244005 TA 7244016 TA 7244020 TA 7244031	S02 1,50 CR,P S06 1,50 P S31 4,00 CR,P				
		 20,00 x 65,00								
 >>										



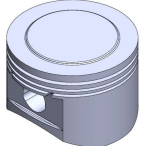







VAUXHALL		Ø 77,6					
GASOLINE ENGINE X 14 XE 1389 CC 4 CYL.		Cyl. 4 ST 32,050 TB 53,50 HD +1,00	77,60 78,10	TA 6372203	TA 7350206 TA 7350210	S00 1,50 CR,P S06 1,50 P S31 3,00 CR,P	
		ST : 53,20 TB : 31,75	78,10	TA 6372214			
	 18,00 x 55,00						
							

VAUXHALL		Ø 77,6					
GASOLINE ENGINE C 14 SEL X 14 XE ECOTEC 1389 CC 4 CYL.		Cyl. 4 ST 32,050 TB 57,00 HD +1,10 MØ 60,00	77,60 78,10	TA 6372207 TA 6372218	TA 7350206 TA 7350210	S00 1,50 CR,P S06 1,50 P S31 3,00 CR,P	
		SP					
	 18,00 x 55,00						
							

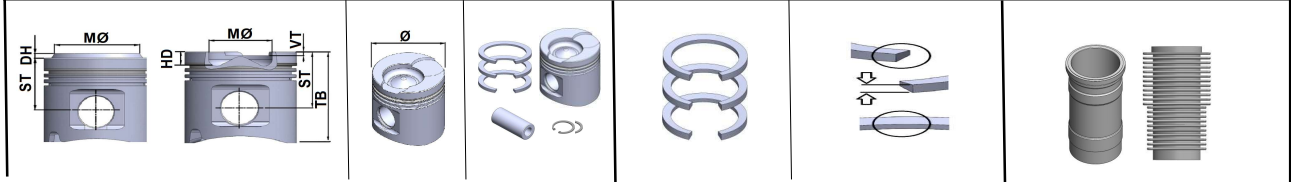



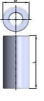



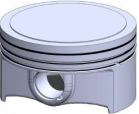
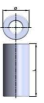

VAUXHALL	Ø 77,6					
GASOLINE ENGINE Z 14 XE 1389 CC 4 CYL.		Cyl. 4 ST 31,30 TB 55,75 HD +2,45	77,60 77,85 78,10	TA 6350209 TA 6350220 TA 6350231	TA 7350214 TA 7350225 TA 7350236	S01 1,20 CR S06 1,50 P S31 2,00 CR
		 18,00 x 55,00	 >>			

VAUXHALL	Ø 77,6					
GASOLINE ENGINE 14 NV C 14 NZ X 14 NZ 1389 CC 4 CYL.		Cyl. 4 ST 32,05 TB 52,50 HD -3,40 MØ 63,00	77,60 78,10 78,60	TA 6350201 TA 6350212 TA 6350223	TA 7350206 TA 7350210 TA 7350221	S01 1,50 CR S06 1,50 P S31 3,00 CR,P
		 18,00 x 55,00	 >>			

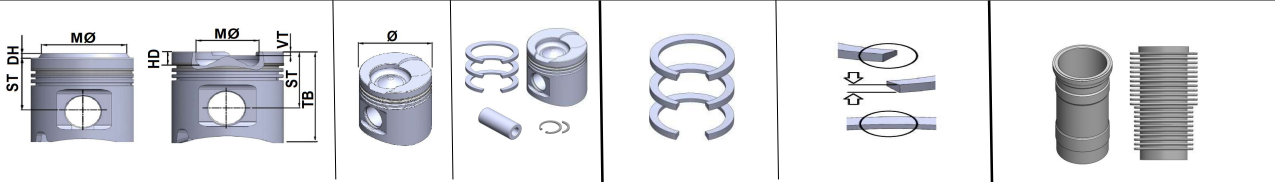










VAUXHALL	Ø 77,6					
GASOLINE ENGINE C 14 SE 1389 CC 4 CYL.	  18,00 x 55,00	Cyl. 4 ST 32,05 TB 52,50 HD -2,60	77,60 78,10	TA 6317400 TA 6317411	TA 7350206 TA 7350210	S01 1,50 CR S06 1,50 P S31 3,00 CR,P
		 >>				

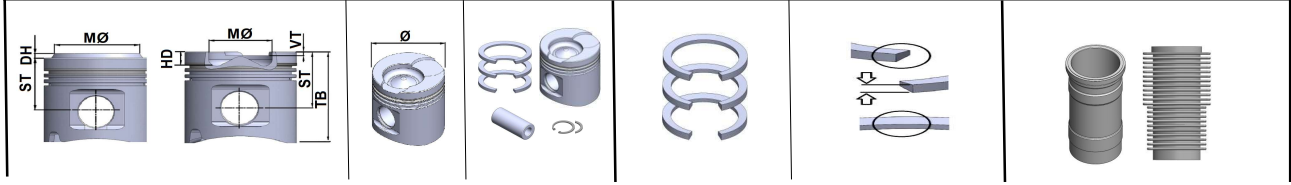
VAUXHALL	Ø 79					
GASOLINE ENGINE A 16 LET EURO 5 1598 CC 4 CYL.	 EP  19,00 x 53,00	Cyl. 4 ST 27,50 TB 45,10 DH +0,60 MØ 67,50	79,00 79,50 80,00	TA 6371831 TA 6371842 TA 6371853	TA 7344756 TA 7344767 TA 7344778	S01 1,20 NIT S26 1,20 P S38 2,00 NIT
		 >>				











VAUXHALL	Ø	79				
GASOLINE ENGINE C 16 NZ E 16 NZ X 16 SZ X 16 SZR 1598 CC 4 CYL.	 SP	Cyl. 4 ST 28,00 TB 48,40 HD -2,70 DH +0,40 MØ 63,00	79,0 79,50 80,00	TA 6344704	TA 7344702 TA 7344713 TA 7344724	S01 1,20 CR S26 1,50 P S31 3,00 CR,P
		ST : 27,70 TB : 48,10	79,50	TA 6344715		
		ST : 27,70 TB : 48,10	80,00	TA 6344726		
		 18,00 x 55,00				
			>>			

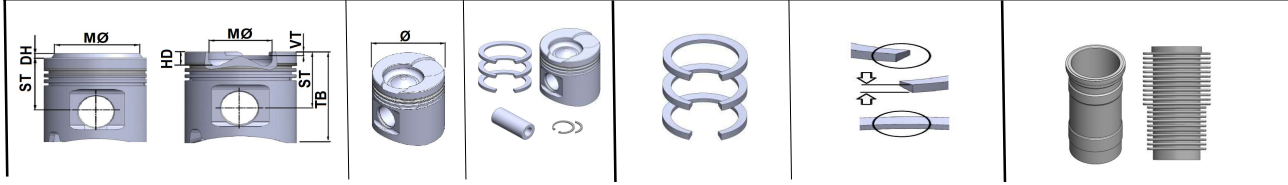
VAUXHALL	Ø	79				
GASOLINE ENGINE X 16 XE X 16 XEL 1598 CC 4 CYL.	 SP	Cyl. 4 ST 28,00 TB 48,00 HD -0,80 VT -2,07 -2,27 MØ 60,00	79,00 79,50 80,00	TA 6371805	TA 7344702 TA 7344713 TA 7344724	S01 1,20 CR S26 1,50 P S31 3,00 CR,P
		ST : 48,00 TB : 27,70	79,50	TA 6371816		
		ST : 48,00 TB : 27,70	80,00	TA 6371820		
		 18,00 x 55,00				
			>>			








VAUXHALL	Ø	79				
GASOLINE ENGINE Y 16 XE Z 16 SE Z 16 XE 1598 CC 4 CYL.		Cyl. 4 ST 27,20 TB 50,20	79,00 79,25 79,50	TA 6722626 TA 6722637 TA 6722648	TA 7436010 TA 7436021 TA 7436032	S01 1,20 CR S26 1,50 P S31 2,50 CR
		 18 x 55	 >>			

VAUXHALL	Ø	79				
GASOLINE ENGINE Z 16 XEP 1598 CC 4 CYL.		Cyl. 4 ST 26,73 TB 48,73	79,00 79,50 80,00	TA 6371819 TA 6371830 TA 6371841	TA 7344752 TA 7344763 TA 7344774	S01 1,20 CR S06 1,20 P S31 2,00 CR
		 18,00 x 52,00	 >>			










VAUXHALL		Ø 79					
GASOLINE ENGINE A 16 XER EURO 5 Z 16 XER 1598 CC 4 CYL.	 EP	Cyl. 4 ST 26,70 TB 48,70 VT -3,40 -4,40 DH +1,20 MØ 52,90	79,00 79,50	TA 6371827 TA 6371838	TA 7344752 TA 7344763	S01 1,20 CR S26 1,20 P S38 2,00 CR, P	
		 19,00 x 46,00					
 >>							

VAUXHALL		Ø 79					
DIESEL ENGINE 17D 4EE1 1686 CC 4 CYL.	RC	Cyl. 4 ST 39,70 TB 69,70 HD -0,4 VT -1,4	79,00 79,500 80,00	TA 6378002 TA 6378013 TA 6357221	TA 7357206 TA 7357210 TA 7357221	S01 2,00 CR S06 1,50 P S35 3,00 CR	
		 25,00 x 60,00					
 >>							


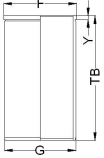









VAUXHALL		Ø 79					
DIESEL ENGINE Z 17 DTH 1686 CC 4 CYL.	 RC,OCP  27 x 64	Cyl. 4 ST 39,75 TB 64,75 HD -14,10 VT -1.26 1.37 MØ 41,80	79,00 79,50	TA 6392304 TA 6392315	TA 7391403 TA 7391414	S01 2,00 CR S06 1,50 CR S35 3,00 CR	
		 >>					

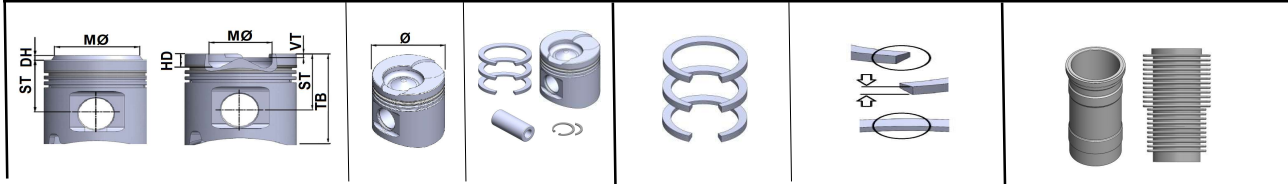
VAUXHALL		Ø 80					
DIESEL ENGINE X25 DT 2497 CC 6 CYL.	RC - OCP  27 x 63	Cyl. 6 ST 39,45 TB 65,95 VT -2,50	80,00 80,50 81	TA 6382600 TA 6382611 TA 6382622	TA 7382605 TA 7382616 TA 7382620	S18 3,0 CR,P S06 1,75 P S35 3,00 P	
		 >>					











VAUXHALL	Ø	80					
DIESEL ENGINE F8Q 606 1870 CC 4 CYL.		Cyl. 4 ST 42,50 TB 67,40 HD -0,7	80,00 80,25 80,50	TA 6345706 TA 6345710 TA 6345721	TA 7345704 TA 7345715 TA 7345726	S02 2,00 CR S07 2,00 P S35 3,00 CR	
		24,00 x 63,00					
			>>				

VAUXHALL	Ø	80					
DIESEL ENGINE 16 D 16 DA 1598 CC 4 CYL.		Cyl. 4 ST 44,95 TB 76,95 HD -1,40 VT -0,30	80,00 80,50 81,00	TA 6273702 TA 6273713 TA 6273724	TA 7244506 TA 7244510 TA 7244532	S01 2,00 CR S06 2,00 S35 3,00 CR	TA 4704722 SZ G 83,00 F 84,90 Y 4,50 TB 143,50
		26,00 x 65,00					
			>>				


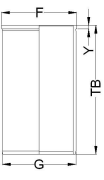
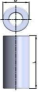




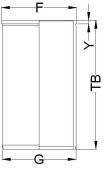




VAUXHALL	Ø 80					
GASOLINE ENGINE 16 SH 1598 CC 4 CYL.	 SP  23,00 x  70,00	Cyl. 4 ST 40,00 TB 72,00 HD -3,20 MØ 66,20	80,00 80,50 81,00	TA 6322503 TA 6322514 TA 6322525	TA 7322501 TA 7322512 TA 7322523	S01 1,50 CR,P S26 1,75 P S31 4,00 CR
		 >>				


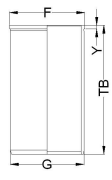
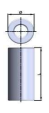
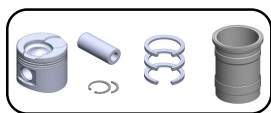
VAUXHALL	Ø 80,01					
DIESEL ENGINE R9M 408 EURO 5 R9M 413 R9M 450 EURO 5 1598 CC 4 CYL.	 RC, OCP  30,00 x  60,00	Cyl. 4 ST 45,95 TB 70,48 HD -12,40 MØ 46,50	80,00 80,50	TA 6393460 TA 6393471	TA 7386312 TA 7386323	S17 2,00 NITC S06 1,75 P S35 2,00 NIT
		 >>				


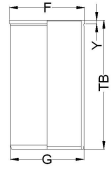
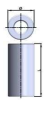



VAUXHALL		Ø 80,01							
DIESEL ENGINE F9Q 760 F9Q 762 F9Q 770 F9Q 772 F9Q 774 1870 CC 4 CYL.	 RC	Cyl. 4 ST 47,06 TB 77,40 HD -17,80 VT -0,75 MØ 38,00	80,01 80,26 80,51	TA 6378400 TA 6378411 TA 6378422	TA 7378405 TA 7378416 TA 7378420	S02 2,50 CR S03 2,00 P S35 3,00 CR,P	TA 4076425 G 83,00 F 85,00 Y 5,00 TB 155,00		
		 28,00 x 60,00	 >>						



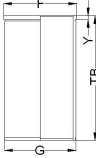

VAUXHALL		Ø 82							
DIESEL ENGINE Z19 DTH EURO 4 Z19 DTJ 1910 CC 4 CYL.	 RC, OCP, BB	Cyl. 4/5 ST 46,50 TB 72,50 HD -15,40 VT -1,03 MØ 41,50	82,00 82,40 82,60	TA 6427868 TA 6427899 TA 6427879	TA 7428422 TA 7428444 TA 7428433	S01 2,00 CR,P S26 2,00 P S35 2,00 CR,P	TA 4042234 G 85,00 F 88,00 Y 4,50 TB 155,00 TA 4042238 G 85,57 F 88,53 Y 4,00 TB 155,00		
		 26 x 61	 >>						



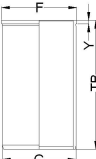



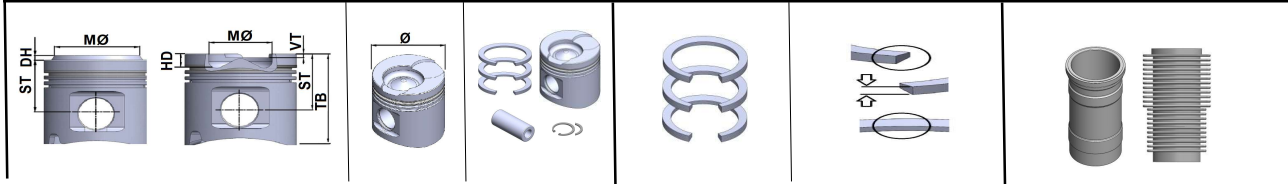
VAUXHALL	Ø	82						
DIESEL ENGINE Z19 DT EURO 3 Z19DTL EURO 4 1910 4 CYL.	 RC, BB	Cyl. 4/5 ST 46,50 TB 72,50 HD -17,50 VT -0,65 MØ 37,50	82,00 82,40 82,6	TA 6427844 TA 6427855 TA 6427866	TA 7428422 TA 7428444 TA 7428433	S01 2,00 CR S26 2,00 P S35 2,00 CR,P	TA 4042234 G 85,00 F 88,00 Y 4,50 TB 155,00 TA 4042238 G 85,57 F 88,53 Y 4,00 TB 155,00	
		 26 x 61	 >>					


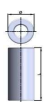
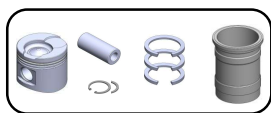
VAUXHALL	Ø	82						
DIESEL ENGINE Z19 DT EURO 3 Z19DTL EURO 4 1910 4 CYL.	 RC	Cyl. 4/5 ST 46,50 TB 72,50 HD -17,50 VT -0,80 MØ 37,50	82,00 82,40 82,60	TA 6427210 TA 6427221 TA 6427232	TA 7428470 TA 7428481 TA 7428492	S01 2,50 CR, P S26 2,00 P S35 2,00 CR, P	TA 4042234 G 85,00 F 88,00 Y 4,50 TB 155,00 TA 4042238 G 85,57 F 88,53 Y 4,00 TB 155,00	
		 26 x 61	 >>					

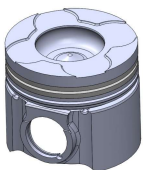




VAUXHALL	Ø 82,5						
DIESEL ENGINE X 17 DTL 1699 CC 4 CYL.	 RC,SP  26,00 x 69,00	Cyl. 4 ST 44,95 TB 72,95 HD -1,60	82,50 83,00 83,50	TA 6367900 TA 6367911 TA 6367922	TA 7347900 TA 7225201 TA 7225212	S20 2,00 CR S06 2,00 P S35 3,00 CR	
			>> 504 A00500				

VAUXHALL	Ø 83						
DIESEL ENGINE A20 DT A20 DTC A20 DTH A20 DTJ A20 DTL EURO 5 Y20 DTJ Z20 DTJ 1956 CC - 4 CYL.	 RC,OCP.YP,T  30,00 x 67,00	Cyl. 4 ST 46,63 TB 72,60 HD -15,80 MØ 43,50	83,00 83,40 83,60	TA 6501006 TA 6501017 TA 6501028	TA 7428330 TA 7428341 TA 7428352	S01 1,50 CR S26 1,50 P S35 2,00 CR,P	TA 4422242 SZ G 86,00 F 87,50 Y 5,00 TB 155,00 
			>>				








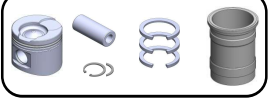
VAUXHALL	Ø	84					
DIESEL ENGINE X20 DTH 1998 CC 4 CYL.		Cyl. 4	84,00	TA 6381605	TA 7381603	S18 2,50	
		ST 45,80	84,50	TA 6381616	TA 7381614	S06 1,75	
		TB 70,80				S35 3,00	
		HD -14,67					
		MØ 41,00					
	RC						
		29,00 x 68,00					
		>>					

VAUXHALL	Ø	84					
DIESEL ENGINE X22 DTH Y22 DTH Y22 DTR 2172 CC 4 CYL.		Cyl. 4	84,00	TA 6382003	TA 7381603	S18 1,75 CR	
		ST 45,80	84,50	TA 6382014	TA 7381614	S06 1,75 P	
		TB 70,80				S35 3,00 CR	
		HD -14,67					
		VT -1,05					
		MØ 43,00					
	RC, OCP						
		29,00 x 68,00					
		>>					











VAUXHALL		Ø 84					
DIESEL ENGINE X20 DTL 1998 CC 4 CYL.	 RC  29,00 x 68,00	Cyl. 4 ST 45,80 TB 70,80 HD -14,90 VT -1,00 MØ 41,00	84,00 84,50	TA 6381701 TA 6381712	TA 7381706 TA 7381710	S01 2,00 CR S06 1,75 P S35 3,00 CR	
		 >>					

VAUXHALL		Ø 84					
DIESEL ENGINE M9R 780 EURO 4 M9R 782 M9R 786 EURO 4 1995 CC 4 CYL.	 RC, OCP  32,00 x 65,00	Cyl. 4 ST 47,92 TB 76,00 HD -14,90 VT 0,40 0,40 MØ 49,07	84,00 84,50	TA 6396902 TA 6396913	TA 7396900 TA 7396911	S14 2,50 CR S26 2,00 P S35 2,00 CR	
		 >>					

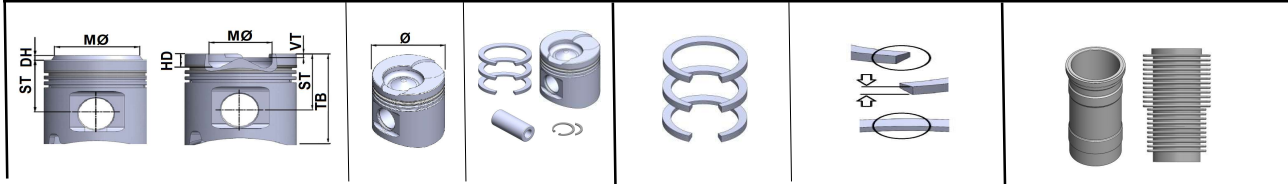



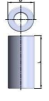






VAUXHALL		Ø 84					
DIESEL ENGINE		Cyl. 4	84,00	TA 6396910	TA 7396900	S14 2,50 CR	
		ST 47,92	84,50	TA 6396921	TA 7396911	S26 2,00 P	
M9R 630		TB 76,00				S35 2,00 CR	
1995 CC 4 CYL.		HD -14,90					
		VT 0,30 0,30					
		MØ 50,00					
	RC, OCP,YP,T						
	 32,00 x 65,00						
	 >>						

VAUXHALL		Ø 84					
DIESEL ENGINE		Cyl. 4	84,00	TA 6396916	TA 7396908	S01 2,00 CR	
		ST 47,92	84,50	TA 6396927	TA 7396919	S06 2,00 CR	
M9R 630		TB 76,00				S35 2,00 CR	
1995 CC 4 CYL.		HD -14,90					
		VT 0,30 0,30					
		MØ 50,00					
	RC, OCP,YP,T						
	 32,00 x 65,00						
	 >>						

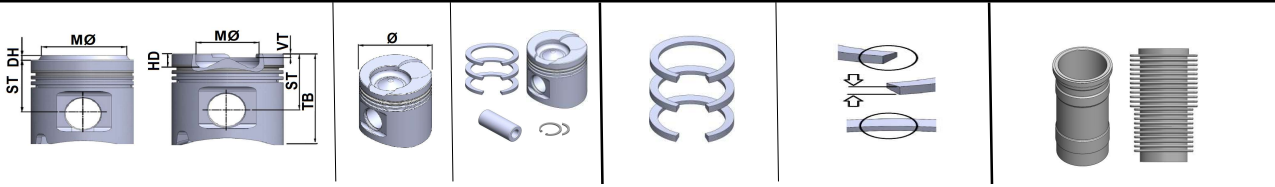



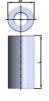






VAUXHALL		Ø 84,8					
GASOLINE ENGINE 18 E 18 SE 18 SEH 18 SV 1795 CC 4 CYL.	 SP	Cyl. 4 ST 33,65 TB 53,65 HD -4,00 MØ 41,00	84,80 85,30 85,80	TA 6371835 TA 6371846 TA 6371857	TA 7435040 TA 7435051 TA 7435062	S01 1,50 CR S26 1,50 P S31 3,00 CR,P	
		 21,00 x 61,50					
 >>							

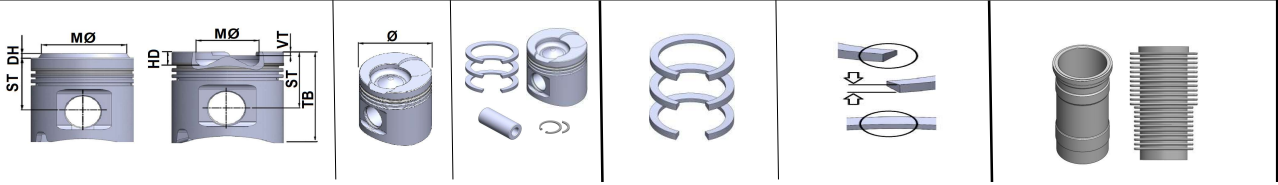
VAUXHALL		Ø 85					
DIESEL ENGINE M9T 700 M9T 702 2298 CC 4 CYL.	 RC,OCP,T	Cyl. 4 ST 47,83 TB 73,92 HD -16,20 VT -0,40 MØ 50,00	85,01 85,51	TA 6396945 TA 6396956	TA 7381324 TA 7381335	S14 2,00 CR,ST S06 1,75 CR,P S35 2,00 CR	
		 32,00 x 67,50					
 >>							





VAUXHALL		Ø 85,01						
DIESEL ENGINE M9T 670 EURO 5 M9T 676 EURO 4 M9T 678 M9T 680 M9T 690 EURO 5 M9T 692 EURO 4 M9T 694 EURO 4 M9T 870 M9T 876 2298 CC 4 CYL.	 RC,OCP  32,00 x 65,00	Cyl. 4 ST 47,88 TB 76,00 HD -16,20 VT -0,40 MØ 50,00	85,01 85,51	TA 6396908 TA 6396919	TA 7381360 TA 7381371	S14 2,50 CR,P S06 2,00 CR,P S35 2,00 CR		
		 >>						

VAUXHALL		Ø 86					
GASOLINE ENGINE 20 NE C 20 NE 1998 CC 4 CYL.	 SP  21,00 x 61,5	Cyl. 4 ST 30,40 TB 55,40 HD -5 MØ 57,02	86,00 86,50 87,00	TA 6352802	TA 7349101 TA 7349112 TA 7349123	S01 1,50 CR S06 1,50 P S31 3,00 CR,P	
		ST : 55,10 TB : 30,10	86,50	TA 6352813			
		ST : 55,10 TB : 30,10	87,00	TA 6352824			
		 >>					




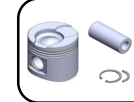


VAUXHALL

GASOLINE ENGINE

X 20 XEV

1998 CC 4 CYL.


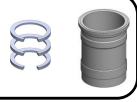
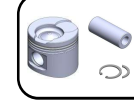
Ø 86	
 SP	Cyl. 4 ST 30,40 TB 55,40 HD -3,16 VT -1,70 -1,70 MØ 59,00
	86,00 86,50 87,00 TA 6382414 TA 6382425 TA 6382436
	TA 7436048 TA 7436059 TA 7436070
	S01 1,50 CR S06 1,50 P S31 3,00 CR,P
	TA 4422305 G 89,00 F 90,00 Y 5,00 TB 135,00
 21 x 61,50	
	

VAUXHALL

DIESEL ENGINE


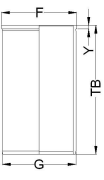

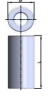
4FD1


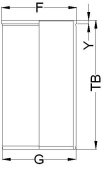


2189 CC 4 CYL.

Ø 88	
RC	Cyl. 4 ST 46,50 TB 81,00 HD -0,5 VT -2,2
	88,00 88,500 TA 6340202 TA 6340213
	TA 7340200 TA 7340211
	S01 2,00 CR S21 2,00 P S35 4,00 CR
 27,00 x 68,00	
	

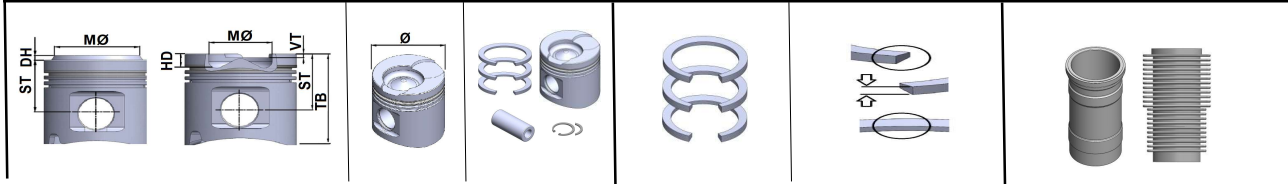



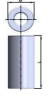






VAUXHALL		Ø 89							
DIESEL ENGINE G9U 720 G9U 724 G9U 730 G9U 750 G9U 754 EURO 3 2464 CC 4 CYL.	 RC	Cyl. 4 ST 53,03 TB 83,09 HD -17,85 VT -1,60 -2,00 MØ 43,20	89,00 89,50	TA 6389806 TA 6389810	TA 7389804 TA 7389815	S11 3,00 CR,P S26 1,75 P S35 2,50 CR,P	TA 4076439 G 92,00 F 93,50 Y 5,00 TB 168,00		
	 31,00 x 65,00								

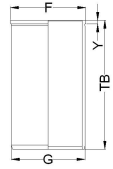
VAUXHALL		Ø 89							
DIESEL ENGINE G9U 720 G9U 724 G9U 730 G9U 750 G9U 754 EURO 3 2464 CC 4 CYL.	 RC	Cyl. 4 ST 53,03 TB 83,09 HD -17,85 VT -1,60 -2,00 MØ 43,20	89,00 89,50	TA 6369812 TA 6369823	TA 7389808 TA 7389819	S11 2,50 CR,P S26 1,75 P S35 2,50 CR,P	TA 4076439 G 92,00 F 93,50 Y 5,00 TB 168,00		
	 31,00 x 65,00								




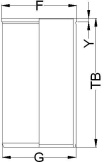





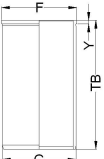


VAUXHALL	Ø	89					
DIESEL ENGINE G9U 630 EURO 4 2464 CC 4 CYL.	 RC,OCP	Cyl. 4 ST 53,075 TB 83,09 HD -16,13 VT -1,50 -1,80 MØ 48,00	89,00 89,50	TA 6745001 TA 6745012	TA 7389804 TA 7389815	S16 3,00 CR,P S21 1,75 CR,P S35 2,50 CR	
		 31,00 x 68,00					
							

VAUXHALL	Ø	93					
DIESEL ENGINE S8U 758 S8U 780 S8U 782 2499 CC 4 CYL.	 RC,SP,EP	Cyl. 4 ST 54,00 TB 89,00 HD -2,20	93,00 93,40 93,60	TA 6325605 TA 6325616 TA 6325620	TA 7325500 TA 7325511 TA 7325522	S01 3,00 CR S26 2,00 P S35 3,00 CR	TA 4411053 SZ G 96,00 F 98,90 Y 5,00 TB 167,30
		 32,00 x 75,20					
							




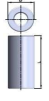






VAUXHALL		Ø 94,4							
DIESEL ENGINE		Cyl. 4	94,40	TA 6393505	TA 7393503	S16 2,50 CR	TA 4467328		
		ST 58,75	94,80	TA 6393516	TA 7393514	S06 2,00 P	SZ		
S9W 702		TB 87,60	95,00	TA 6393520	TA 7393525	S35 2,50 CR	G 97,50		
EURO 2		HD -19,40					F 100,90		
2799 CC 4 CYL.		MØ 39,30					Y 5,00		
	RC,OCP		94,40				TB 167,00		
		32,00							
		x							
		72,00							
			>>						

VAUXHALL		Ø 94,4							
DIESEL ENGINE		Cyl. 4	94,40	TA 6376705	TA 7376703	S16 3,00 CR,P	TA 4467328		
		ST 58,75	95,00	TA 6376716	TA 7376714	S06 2,00 P	SZ		
S9W 702		TB 96,75				S35 3,00 CR,P	G 97,50		
2798 CC 4 CYL.		HD -19,45					F 100,90		
		MØ 39,30					Y 5,00		
	RC,OCP						TB 167,00		
		32,00							
		x							
		78,00							
			>>						

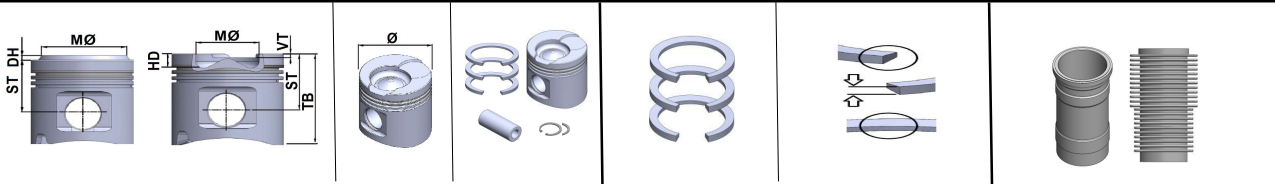


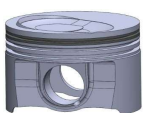
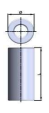
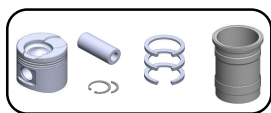



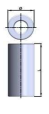

VAUXHALL		Ø 95					
GASOLINE ENGINE C 24 NE 2410 CC 4 CYL.	 SP	Cyl. 4 ST 31,50 TB 61,00 HD -4 VT -2,25 -2,25 MØ 81	95,00	TA 6371862	TA 7344760	S01 1,50 CR S26 1,50 P S35 3,00 P	
		 22,00 x 65,00					
 >>							

VOLKSWAGEN		Ø 67,1					
GASOLINE ENGINE AER ALL 999 cc 4 cyl.	 SP	Cyl. 4 ST 31,27 TB 51,27 HD -5,65 MØ 51,00	67,10 67,60	TA 6754430 TA 6754441	TA 7391760 TA 7391771 TA 7391782	S01 1,00 CR S06 1,20 P S34 2,00 CR	
		ST : 31,02 TB : 56,02	67,60	TA 6754452	TA 7391782		
 17,00 x 45,00							
 >>							





VOLKSWAGEN		Ø 71,01					
GASOLINE ENGINE		Cyl. 4	71,01	TA 6192945	TA 7192930	S06 1,20 CR	
		ST 29,00	71,26	TA 6192956	TA 7192941	S26 1,50 CR	
CBZA	EP	TB 45,00	71,51	TA 6192967	TA 7192952	S35 2,00 CR	
CBZB EURO 5		HD -4,00					
CBZC		MØ 39,50					
1197 CC 4 CYL.		19 x 42					
				>>			

VOLKSWAGEN		Ø 76,51					
GASOLINE ENGINE		Cyl. 4	76,51	TA 6875346	TA 7351760	S01 1,20 CR	
		ST 28,97	76,76	TA 6875357	TA 7351771	S06 1,50 CR	
CAVA	RC	TB 49,97	77,01	TA 6875368	TA 7351782	S38 2,00 P	
CAVD		HD -4,0					
CAVE		VT -1,30 -4,50					
CDGA		DH 2,0					
CNWA							
CNWB		19,00 x 54,00					
CTHA					>>		



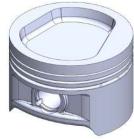
VOLKSWAGEN

Ø 76,51

GASOLINE ENGINE

**AEA
AEE
AHS
ALM**

1598 CC 4 CYL.



Cyl. 4
ST 30,85
TB 52,85
HD -7,80

76,51
76,76
77,01

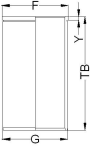
**TA 6875344
TA 6875355**

**TA 7351752
TA 7351763
TA 7351774**

S01 1,20
S26 1,50
S38 2,50 CR

TA 4418025

G 79,50
F 82,50
Y 4,70
TB 142,00





TA 4418029

G 80,00
F 83,00
Y 6,00
TB 142,00

TA 4418033

G 80,50
F 83,50
Y 6,00
TB 142,00

 17,00
x
52,0



>>

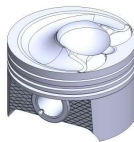
VOLKSWAGEN

Ø 76,51

GASOLINE ENGINES

**BAG
BLF
BLP**

1598 CC 4 CYL.




Cyl. 4
ST 29,30
TB 49,30
HD -6,00
VT -2,80 -2,80
DH +4,50


76,51
76,76
77,01

**TA 6331220
TA 6331231
TA 6331242**

**TA 7331268
TA 7331279
TA 7331290**

S01 1,20 CR
S06 1,20 P
S37 2,00 CRP



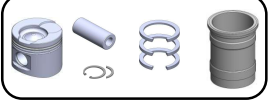
 17
x
47






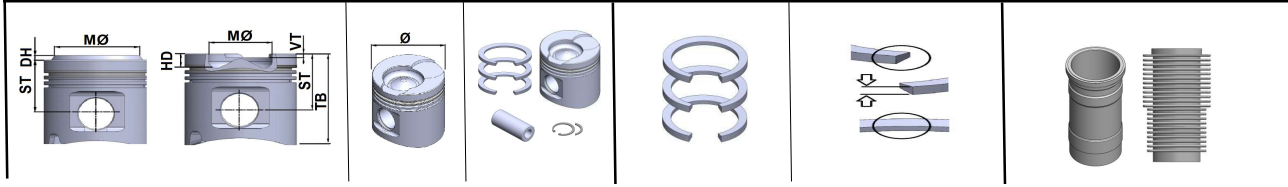
>>





VOLKSWAGEN		Ø 76,51					
GASOLINE ENGINE		Cyl. 4	76,51	TA 6875336	TA 7351716	S01 1,20 CR	
		ST 29,27	76,76	TA 6875347	TA 7351727	S06 1,50 P	
ATN AUS AZD		TB 50,27	77,01		TA 7351738	S37 2,50 CR,P	
		HD -2,70					
1598CC 4 CYL.		VT -1,40 -2,35					
		MØ 64					
		17,00 x 54,00					
			>>				

VOLKSWAGEN		Ø 76,51					
GASOLINE ENGINE		Cyl. 4	76,51	TA 6331260	TA 7331303	S01 1,20 CR	
		ST 28,97	76,76	TA 6331271	TA 7331314	S06 1,50 CR	
BLG - BMY BWK	EP	TB 49,97	77,01	TA 6331282	TA 7331325	S38 2,00 P	
		HD -4,57					
CAVA - CAVB CAVC - CAVD CAVE - CNWA CTHA - CTHB CTHC - CTHD CTHE - CTKA		VT -1,30 -4,00					
		DH 2,0					
1390 CC 4 CYL.		19 x 54					
				>>			



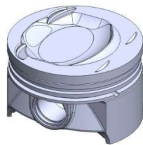
VOLKSWAGEN

Ø 76,51

GASOLINE ENGINE

**CAXA EURO 5
CMSB EURO 4**

1390 CC 4 CYL.



EP



19
x
52


Cyl. 4
ST 29,20
TB 50,21
HD -4,00
VT -4,60 -4,60
DH +2,0

76,51
76,76
77,01

TA 6331265
TA 6331276
TA 6331287

TA 7331307
TA 7331318
TA 7331329

S01 1,20 CR,P
S01 1,20 P
S38 2,00 CR,P



>>

VOLKSWAGEN

Ø 76,51

GASOLINE ENGINE

**AWY
BBM
BMD
CHFB EURO 4**

1198 CC 3 CYL.



17
x
46


Cyl. 4
ST 28,70
TB 49,70
HD -7,35
MØ 61,60

76,51
76,76
77,01

TA 6875351
TA 6875362
TA 6875373

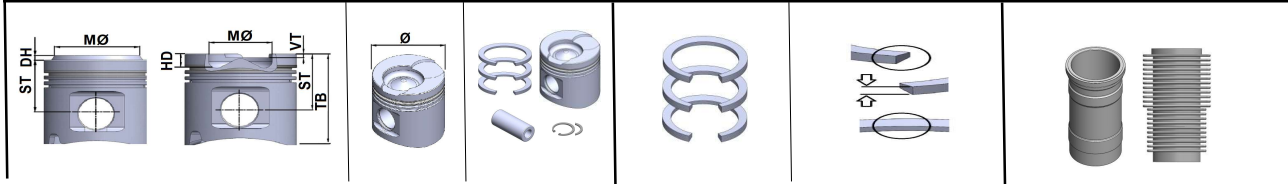
TA 7351756
TA 7351767
TA 7351778

S01 1,20
S01 1,50
S38 2,50



>>






VOLKSWAGEN

Ø 76,51

GASOLINE ENGINE

**AZQ
BME**

1198 CC 3 CYL.



Cyl. 3
ST 29,27
TB 50,27
HD -4
VT -1,2 -2,7
MØ 61,40

76,51
77,01

TA 6875348
TA 6975359

TA 7351752
TA 7351774

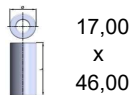
S01 1,20 CR
S01 1,50 CR
S38 2,50 CRP

ST : 29,02
TB : 50,02


77,01

TA 6875359

TA 7351767



17,00
x
46,00



>>

VOLKSWAGEN

Ø 76,51

DIESEL ENGINE

1C 4 CYL.

1G 6 CYL.

1V - 68A

68C 4 CYL.

694 5 CYL.

752 6 CYL.

ACL 6 CYL.

CY 4 CYL.

DV 6 CYL.

JR - JX

MF 4 CYL.

RA - SB 4 CYL.

1588 CC 4 CYL.

1986 CC 5 CYL.

2383 CC 6 CYL.



Cyl. 4/5/6
ST 41,7
TB 71,7
HD -1,6

76,51
77,01
77,51

TA 6351704

TA 7351702
TA 7351713
TA 7351724

S01 1,75 CR
S07 2,00
S35 3,00 CR

RC,SP,EP

ST : 41,45
TB : 71,45

77,01

TA 6351715

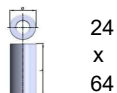
TA 7351713

ST : 41,45
TB : 71,45


77,51

TA 6351726

TA 7351724



24
x
64

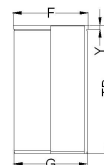


>>

TA 4418013

SZ

G 79,50
F 81,50
Y 4,70
TB 145



TA 4418017

G 79,56
F 82,50
Y 4,50
TB 142





VOLKSWAGEN

Ø 76,51

Diesel Engine

- 1S 6 CYL.
- 685 - 68D 4 CYL.
- 751 - 761
- ACT 6 CYL.
- ADK 4 CYL.
- CP 6 CYL.
- CR - CS 4 CYL.
- DW 6 CYL.
- JK - JP
- JX 4 CYL.
- ME 4 CYL.



Cyl. 4/6
ST 41,7
TB 71,7
HD -1,6

76,51
77,01
77,51

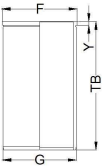
TA 6358402

TA 7358400
TA 7358411
TA 7358422

S01 1,75 CR
S06 2,00
S35 3,00 CR

TA 4418013

SZ
G 79,5
F 81,5
Y 4,7
TB 145



RC,SP

ST : 41,45 77,01

TA 6358413

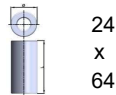
TA 7358411

ST : 41,45 77,51


TA 6358424

TA 7358422

1588 CC 4 CYL.



2383 CC 6 CYL.



>>

VOLKSWAGEN

Ø 76,51

GASOLINE ENGINE

- BUD
- CGCA
- CGGB EURO 5

1390 CC 4 CYL.



Cyl. 4
ST 28,92
TB 47,92
HD -2,28
MØ 61,14

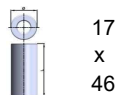
76,51
77,01

TA 6875374
TA 6875385


TA 7351764
TA 7351775

S01 1,20 CR
S01 1,20 P
S37 2,00 CR,P

EP

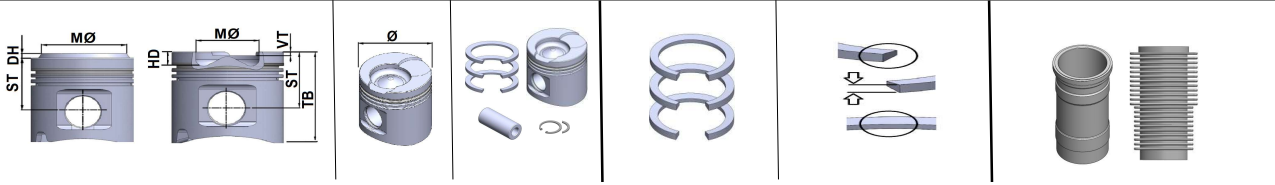


17
x
46



>>





VOLKSWAGEN

Ø 79,51

DIESEL ENGINE
1Z
1896 CC 4 CYL.



Cyl. 4
ST 45,70
TB 71,70
HD -17,75
VT -1,35 -1,55
MØ 38,00

79,51
79,76
80,01
80,51

TA 6801120
TA 6801131

TA 7369401
TA 7369412
TA 7369423
TA 7369434

S01 1,75 C,FE
S06 2,00 CR,P
S35 3,00 CR

RC,BB,EP

ST : 45,55
TB : 71,45

80,01

TA 6801142

TA 7369423

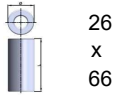
CYL. 1-2

ST : 45,55
TB : 71,45

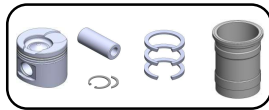
80,51

TA 6801153

TA 7369434



26
x
66



>>

VOLKSWAGEN

Ø 79,51

DIESEL ENGINE
1Z
1896 CC 4 CYL.



Cyl. 4
ST 45,70
TB 71,70
HD -17,75
VT -1,35 -1,55
MØ 38,00

79,51
79,76
80,01
80,51

TA 6801125
TA 6801136

TA 7369401
TA 7369412
TA 7369423
TA 7369434

S01 1,75 C,FE
S06 2,00 CR,P
S35 3,00 CR

RC,BB,EP

ST : 45,55
TB : 71,45

80,01

TA 6801147

TA 7369423

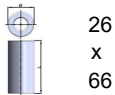
CYL. 3-4

ST : 45,55
TB : 71,45


80,51

TA 6801158

TA 7369434

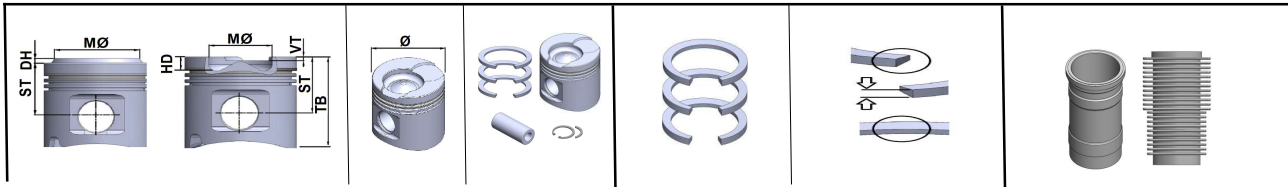


26
x
66



>>





VOLKSWAGEN

Ø 79,51

DIESEL ENGINE

**AAZ
ABL
ADE**

1896 CC 4 CYL.



RC,SP,EP



26,00
x
66,00

Cyl. 4	79,51	TA 6349604	TA 7349602
ST 45,65	79,76	TA 6349615	TA 7349613
TB 71,65	80,01	TA 6349626	TA 7349624
HD -1,90	80,51	TA 6349630	TA 7349635

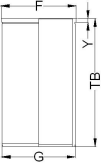
TA 6349604	TA 7349602
TA 6349615	TA 7349613
TA 6349626	TA 7349624
TA 6349630	TA 7349635

S01 1,75
S08 2,00
S35 3,00

TA 4422213

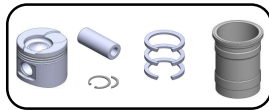
SZ

G 82,50
F 85,50
Y 4,7
TB 152,00



ST : 45,40	80,01	TA 6362415	TA 7349624
ST : 45,40	80,51	TA 6362426	TA 7349635

TA 6362415	TA 7349624
TA 6362426	TA 7349635



>>

VOLKSWAGEN

Ø 79,51

DIESEL ENGINE

**1X - 1Y 4 CYL.
28B 4 CYL.
AAB 5 CYL.
ADG - AEF
4 CYL.
AJA 5 CYL.
BGG 4 CYL.**

1896 CC 4 CYL.

2370 CC 5 CYL.



RC,SP,EP



24,00
x
64,00

Cyl. 4	79,51	TA 6348602	TA 7348600
ST 39,65	79,76	TA 6348613	TA 7348611
TB 65,70	80,01	TA 6348622	TA 7348622
HD -1,90	80,51	TA 6348633	TA 7348633

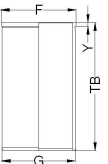
TA 6348602	TA 7348600
TA 6348613	TA 7348611
TA 6348622	TA 7348622
TA 6348633	TA 7348633

S01 1,75
S08 2,00
S35 3,00

TA 4422213


SZ

G 82,50
F 85,50
Y 4,7
TB 152,00



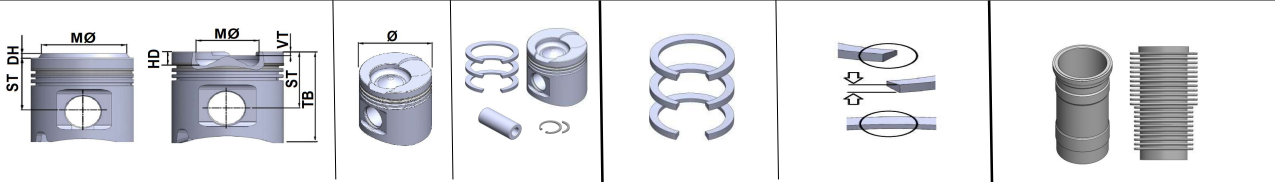
ST : 45,40	80,01	TA 6348624	TA 7348622
ST : 45,40	80,51	TA 6348635	TA 7348633

TA 6348624	TA 7348622
TA 6348635	TA 7348633



>>





VOLKSWAGEN

Ø 79,51

DIESEL ENGINE

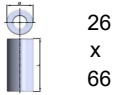
1Z - AEY - AFD
AFN - AGD - AGR
AHF - AHH - AHU
ALE - ALH - ARD
ASV - ASX - AVG
AVM - BEQ - BEU
BJC - BXT - AGR

1896 CC - 4 CYL.



RC, BB

CYL. 1-2



26
x
66

Cyl. 4
ST 45,80
TB 71,80
HD -17,75
VT -1,00
MØ 37,90

ST : 45,55
TB : 71,55
ST : 45,55
TB : 71,55

79,51
79,76
80,01
80,51

TA 6369704
TA 6369715

TA 6369726
TA 6369737


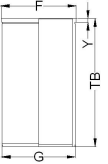
TA 7369401
TA 7369412
TA 7369423
TA 7369434

TA 7369423
TA 7369434

S01 1,75 CR
S08 2,00 CR
S35 3,00 CR

TA 4422213

G 82,50
F 85,50
Y 4,70
TB 152,00



>>

VOLKSWAGEN

Ø 79,51

DIESEL ENGINE

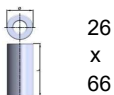
1Z - AEY - AFD
AFN - AGD - AGR
AHF - AHH - AHU
ALE - ALH - ARD
ASV - ASX - AVG
AVM - BEQ - BEU
BJC - BXT - AGR

1896 CC - 4 CYL.



RC, BB

CYL. 3-4



26
x
66

Cyl. 4
ST 45,80
TB 71,80
HD -17,75
VT -1,00
MØ 37,90

ST : 45,55
TB : 71,55
ST : 45,55
TB : 71,55

79,51
79,76
80,01
80,51

TA 6369801
TA 6369812

TA 6369823
TA 6369834


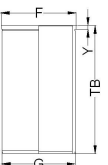
TA 7369401
TA 7369412
TA 7369423
TA 7369434

TA 7369423
TA 7369434

S01 1,75 CR
S08 2,00 CR
S35 3,00 CR

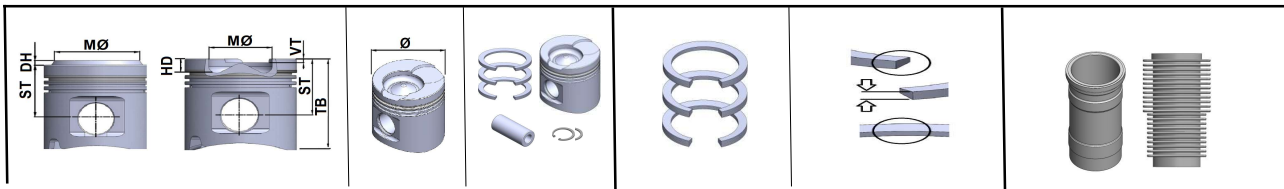
TA 4422213

G 82,50
F 85,50
Y 4,70
TB 152,00



>>





VOLKSWAGEN

Ø 79,51

DIESEL ENGINE

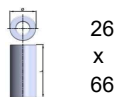
- AEY - AFD
- AFN - AGD
- AGR - AHF
- AHH - AHU
- ALE - ALH
- ARD - ASV
- ASX - AVG
- AVM - BEU
- BJC - BXT - 1Z

1896 CC - 4 CYL.



RC

CYL. 1-2



26
x
66

Cyl. 4
ST 45,80
TB 71,80
HD -17,75
VT -1,00
MØ 37,90

79,51
79,76
80,01
80,51

TA 6369403
TA 6369414

TA 7369401
TA 7369412
TA 7369423
TA 7369434


S01 1,75 CR
S06 2,00 CR,P
S35 3,00 CR

ST : 45,55 80,01

TA 6369425 TA 7369423

80,51

TA 6369436 TA 7369434



>>

VOLKSWAGEN

Ø 79,51

DIESEL ENGINE

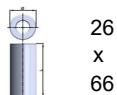
- AEY - AFD
- AFN - AGD
- AGR - AHF
- AHH - AHU
- ALE - ALH
- ARD - ASV
- ASX - AVG
- AVM - BEU
- BJC - BXT - 1Z

1896 CC - 4 CYL.



RC

CYL. 3-4



26
x
66

Cyl. 4
ST 45,80
TB 71,80
HD -17,75
VT -1,00
MØ 37,90

79,51
79,76
80,01
80,51

TA 6369602
TA 6369613

TA 7369401
TA 7369412
TA 7369423
TA 7369434


S01 1,75 CR
S06 2,00 CR,P
S35 3,00 CR

ST : 45,55 80,01

TA 6369624 TA 7369423

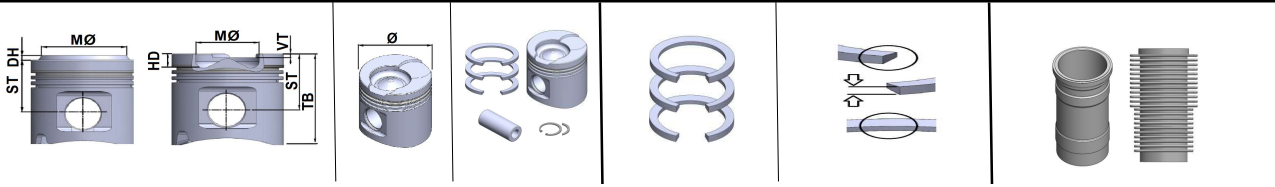
80,51


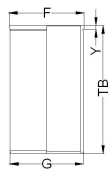
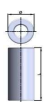
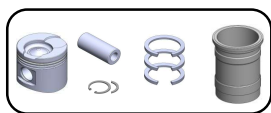
TA 6369635 TA 7369434


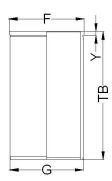




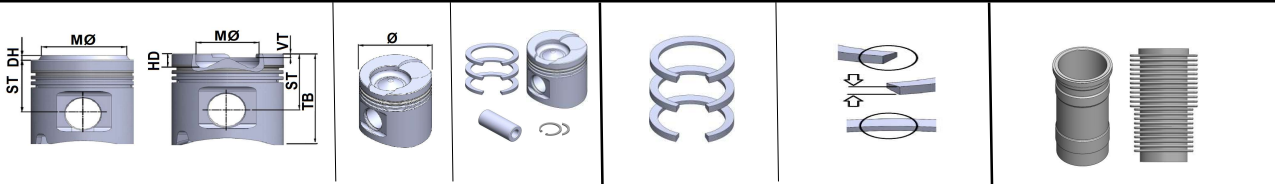
>>





VOLKSWAGEN		Ø 79,51							
DIESEL ENGINE		Cyl. 4	79,51	TA 6801151	TA 7369401	S01 1,75 CR	TA 4422213		
		ST 39,80	79,76	TA 6801162	TA 7369412	S08 2,00			G 82,50
		TB 60,80	80,01		TA 7369423	S35 3,00 CR			F 85,50
AGP - ANC		HD -17,75	80,51				Y 4,70		
AQM - ASY		VT -1,00 -1,00					TB 152,00		
AYQ - BGL		MØ 38,00							
BGM - CDXA									
CDXB									
1896 CC 4 CYL.									
	CYL. 1-2	ST : 39,55	80,01	TA 6801173	TA 7369423				
		TB : 60,45							
			80,51	TA 6801184	TA 7369434				
		24,00							
	x								
		59,00							
			>>						

VOLKSWAGEN		Ø 79,51							
DIESEL ENGINE		Cyl. 4	79,51	TA 6801155	TA 7369401	S01 1,75 CR	TA 4422213		
		ST 39,80	79,76	TA 6801166	TA 7369412	S06 2,00			G 82,50
		TB 60,80	80,01		TA 7369423	S35 3,00 CR			F 85,50
AGP - ANC		HD -17,75	80,51				Y 4,70		
AQM - ASY		VT -1,00 -1,00					TB 152,00		
AYQ - BGL		MØ 38,00							
BGM - CDXA									
CDXB									
1896 CC 4 CYL.									
	CYL. 3-4	ST : 39,55	80,01	TA 6801177	TA 7369423				
		TB : 60,45							
			80,51	TA 6801188	TA 7369434				
		24,00							
	x								
		59,00							
			>>						



VOLKSWAGEN

Ø 79,51

DIESEL ENGINE

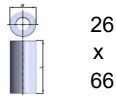
**AJM
ATJ
AUY
BVK**

1896 CC 4 CYL.



RC,OCP,BB

CYL. 1-2



26
x
66

Cyl. 4
ST 45,80
TB 69,80
HD -17,80
VT -1,30
MØ 38,00

79,51
79,76
80,01
80,51

**TA 6391700
TA 6391711**

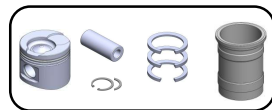
**TA 7391705
TA 7391716
TA 7391720
TA 7391731**

S01 1,75 CR,P
S05 2,00 P
S35 3,00 CR,P

ST : 45,55
TB : 69,55
ST : 45,55
TB : 69,55

80,01
80,51

**TA 6391722
TA 6391733**
**TA 7391720
TA 7391731**



>>

VOLKSWAGEN

Ø 79,51

DIESEL ENGINE

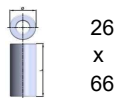
**AJM
ATJ
AUY
BVK**

1896 CC 4 CYL.



RC,OCP,BB

CYL. 3-4.



26
x
66

Cyl. 4
ST 45,80
TB 69,80
HD -17,80
VT -1,30
MØ 38,00

79,51
79,76
80,01
80,51

**TA 6391803
TA 6391814**


**TA 7391705
TA 7391716
TA 7391720
TA 7391731**

S01 1,75 CR,P
S05 2,00 P
S35 3,00 CR,P

ST : 45,55
TB : 69,55
ST : 45,55
TB : 69,55

80,01
80,51

**TA 6391825
TA 6391836**
**TA 7391720
TA 7391731**



>>





VOLKSWAGEN

Ø 79,51

DIESEL ENGINE

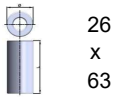
**AMF
BAY
BMS
BNM
BNV
BWB**

1422 CC 3 CYL.



RC, BB

CYL. 1 - 2



26
x
63

Cyl. 3
ST 45,75
TB 69,80
HD -17,65
VT -1,10
MØ 37,90

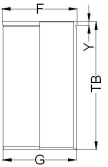
79,51
79,76
80,01

TA 6349704
TA 6349715
TA 6349726

TA 7369401
TA 7369412
TA 7369423

S01 1,75 CR
S08 2,00 P
S35 3,00 CR,P

TA 4422213
SZ
G 82,50
F 85,50
Y 4,70
TB 152,00




ST : 45,55
ST : 45,55

80,01
80,51

TA 6363415
TA 6363426

TA 7369423
TA 7369434



>>

VOLKSWAGEN

Ø 79,51

DIESEL ENGINE

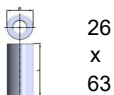
**AMF
BAY
BMS
BNM
BNV
BWB**

1422 CC 3 CYL.



RC, BB

CYL. 3



26
x
63

Cyl. 3
ST 45,75
TB 69,80
HD -17,65
VT -1,10
MØ 37,90

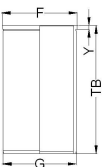
79,51
79,76
80,01

TA 6349708
TA 6349719
TA 6349730

TA 7369401
TA 7369412
TA 7369423

S01 1,75 CR
S08 2,00 P
S35 3,00 CR,P

TA 4422213
SZ
G 82,50
F 85,50
Y 4,70
TB 152,00




ST : 45,55
ST : 45,55

80,01
81,51

TA 6363419
TA 6363430




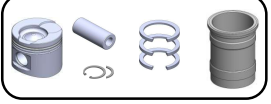
TA 7369423
TA 7369434







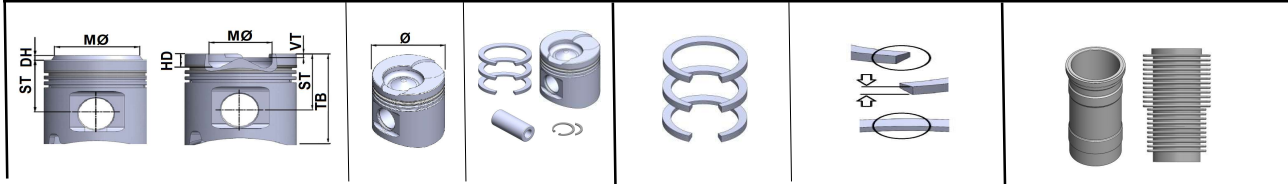
>>





VOLKSWAGEN		Ø 79,51							
DIESEL ENGINE ANU - ATD - AVB AVQ - AXR - BEW BJB - BKC - BRU BSW - BXE - BXF BXJ - ATD 1896 CC 4 CYL.	 RC,OCP,BB CYL 1-2  26 x 66	Cyl. 4 ST 45,80 TB 68,80 HD -17,20 VT -1,10 MØ 38,00	79,51 79,76 80,01	TA 6391906 TA 6391910	TA 7391705 TA 7391716 TA 7391720	S01 1,75 CR S08 2,00 S35 3,00 CR	TA 4422213 G 82,50 F 85,50 Y 4,70 TB 152,00		
		ST : 45,55 TB : 68,55	80,01	TA 6391921	TA 7391720				
 >>									

VOLKSWAGEN		Ø 79,51							
DIESEL ENGINE ANU - ATD - AVB AVQ - AXR - BEW BJB - BKC - BRU BSW - BXE - BXF BXJ - ATD 1896 CC 4 CYL.	 RC,OCP,BB CYL. 3-4  26 x 66	Cyl. 4 ST 45,80 TB 68,80 HD -17,20 VT -1,10 MØ 38,00	79,51 79,76 80,01	TA 6392002 TA 6392013	TA 7391705 TA 7391716 TA 7391720	S01 1,75 CR S08 2,00 S35 3,00 CR	TA 4422213 G 82,50 F 85,50 Y 4,7 TB 152,00		
		ST : 45,55 TB : 68,55	80,01	TA 6392024	TA 7391720				
 >>									



VOLKSWAGEN

Ø 79,51

DIESEL ENGINE

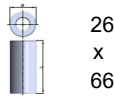
ARL - ASZ
AVF - AWX
AXB EURO 3
AXC EURO 3
BLT

1896 CC 4 CYL.



RC,OCP,BB

CYL. 1-2



26
x
66

Cyl. 4
ST 45,80
TB 68,80
HD -17,90
VT -1,10 -1,10
MØ 38,00

79,51
79,76
80,01

TA 6392105
TA 6392116

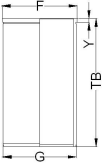
TA 7391705
TA 7391716
TA 7391720

S01 1,75 CRP
S08 2,00 P
S35 3,00 CRP

TA 4422213

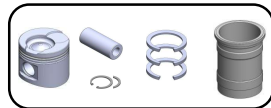
SZ

G 82,50
F 85,50
Y 4,70
TB 152,00



ST : 45,55
TB : 68,55

TA 6392120 TA 7391720



>>

VOLKSWAGEN

Ø 79,51

DIESEL ENGINE

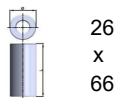
ARL - ASZ
AVF - AWX
AXB EURO 3
AXC EURO 3
BLT

1896 CC 4 CYL.



RC,OCP,BB

CYL. 3-4



26
x
66

Cyl. 4
ST 45,80
TB 68,80
HD -17,90
VT -1,10 -1,10
MØ 38,00

79,51
79,76
80,01

TA 6392201
TA 6392212

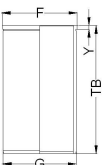
TA 7391705
TA 7391716
TA 7391720

S01 1,75 CRP
S03 2,00 P
S35 3,00 CRP

TA 4422213

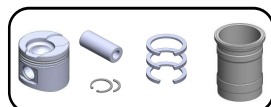
SZ

G 82,50
F 85,50
Y 4,70
TB 152,00



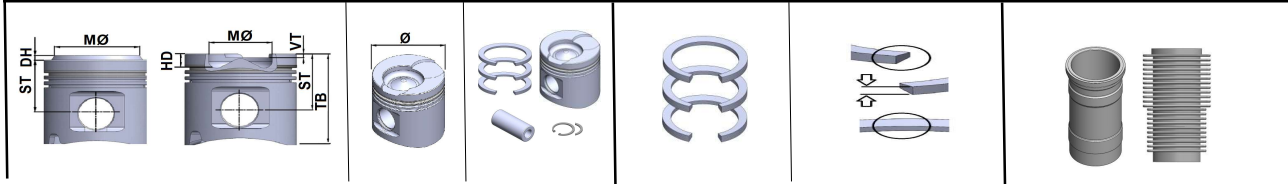
ST : 45,55
TB : 68,55



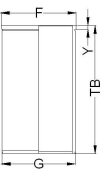

TA 6392223 TA 7391720



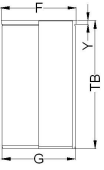



>>











VOLKSWAGEN		Ø 79,51							
DIESEL ENGINE 1Z - AEY - AFD AFN - AGD - AGR AHF - AHH - AHU ALE - ALH - ARD ASV - AVG AVM EURO 3 BEQ - BEU BJC - BXT 1896 CC - 4 CYL.	 RC,OCP,BB CYL. 1-2  26 x 66	Cyl. 4 ST 45,80 TB 68,80 HD -17,65 VT -1,10 MØ 38,00	79,51 79,76 80,01 80,51	TA 6801060 TA 6801071	TA 7369401 TA 7369412 TA 7369423 TA 7369434	S01 1,75 CR S06 2,00 CR S35 3,00 CR	TA 4422213 G 82,50 F 85,50 Y 4,70 TB 152,00		
		ST : 45,55 TB : 68,55	80,01 80,51	TA 6801082 TA 6801093	TA 7369423 TA 7369434				
		ST : 45,55 TB : 68,55	80,51	TA 6801093	TA 7369434				
 >>									

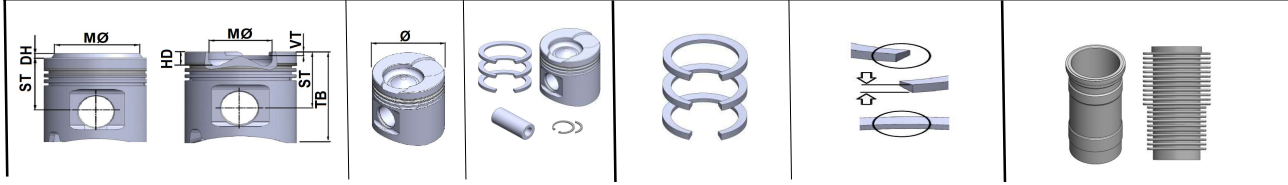
VOLKSWAGEN		Ø 79,51							
DIESEL ENGINE 1Z - AEY - AFD AFN - AGD - AGR AHF - AHH - AHU ALE - ALH - ARD ASV - AVG AVM EURO 3 BEQ - BEU BJC - BXT 1896 CC - 4 CYL.	 RC,OCP,BB CYL. 3-4  26 x 66	Cyl. 4 ST 45,80 TB 68,80 HD -17,65 VT -1,10 MØ 38,00	79,51 79,76 80,01 80,51	TA 6801064 TA 6801075	TA 7369401 TA 7369412 TA 7369423 TA 7369434	S01 1,75 CR S06 2,00 CR S35 3,00 CR	TA 4422213 G 82,50 F 85,50 Y 4,70 TB 152,00		
		ST : 45,55 TB : 68,55	80,01 80,51	TA 6801086 TA 6801097	TA 7369423 TA 7369434				
		ST : 45,55 TB : 68,55	80,51	TA 6801097	TA 7369434				
 >>									









VOLKSWAGEN		Ø 79,51					
DIESEL ENGINE		Cyl. 4	79,51	TA 6801021	TA 7369401	S01 1,75 CRP	
		ST 45,80	79,76	TA 6801032	TA 7369412	S06 2,00 P	
BJB - BLS BMT - BSU BXE - BXF BXJ		TB 69,80	80,01		TA 7369423	S35 3,00 CRP	
		HD -17,34					
1896 CC - 4 CYL		VT -0,70 -0,70					
		MØ 38,00					
	RC,OCP,BB	ST : 45,55	80,01	TA 6801043	TA 7369423		
	CYL. 1-2	TB : 69,55					
		26,00					
		x					
		66,00					
			>>				

VOLKSWAGEN		Ø 79,51					
DIESEL ENGINE		Cyl. 4	79,51	TA 6801028	TA 7369401	S01 1,75 CRP	
		ST 45,80	79,76	TA 6801039	TA 7369412	S06 2,00 P	
BJB - BLS BMT - BSU BXE - BXF BXJ		TB 69,80	80,01		TA 7369423	S35 3,00 CRP	
		HD -17,34					
1896 CC - 4 CYL		VT -0,70 -0,70					
		MØ 38,00					
	RC,OCP,BB	ST : 45,55	80,01	TA 6801050	TA 7369423		
	CYL. 3-4.	TB : 69,55					
		26,00					
		x					
		66,00					
			>>				





VOLKSWAGEN		Ø 79,51					
DIESEL ENGINE CAYA CAYB EURO 5 CAYC CAYD CAYE CFWA 3 CYL. CLNA EURO 5 1199 CC 3 CYL. 1598 CC 4 CYL.	 RC, OCP  26 x 66	Cyl. 3/4 ST 45,30 TB 67,80 HD -10,7 MØ 49	79,51 79,76 80,01	TA 6391732 TA 6391743 TA 6391754	TA 7391726 TA 7391737 TA 7391748	S01 1,75 CR P S10 2,00 P S35 3,00 CR	
		 >>					

VOLKSWAGEN		Ø 81,01					
GASOLINE ENGINE AGZ 5 CYL. AAA - AES 6 CYL. AFP - AMY 6CYL. 2324 CC 5 CYL. 2792 CC 6 CYL.	 SP  20,00 x 57,00	Cyl. 5/6 ST 30,45 TB 55,78 HD -6,15 DH 4,33 MØ 57,00	81,00 81,50 82,00 82,51	TA 6358203 TA 6358214 TA 6358225 TA 6358236	TA 7348401 TA 7348423 TA 7348434 TA 7348445	1,50 1,75 3,00	
		ST : 30,27 TB : 55,53	81,51 82,01 82,51	TA 6358247 TA 6358258 TA 6358269	TA 7348423 TA 7348434 TA 7348445	 >>	



VOLKSWAGEN

Ø 81,01

GASOLINE ENGINES

ADP - AEH - AEK
AFT - AHL - AKL
AKS - APF - ARM
AUR - AWH

1595 CC 4 CYL.



Cyl. 4
ST 32,00
TB 53,70
HD -2,30
DH +0,70
MØ 61,40

81,01
81,26
81,51

TA 6874500
TA 6874511

TA 7380232
TA 7380243
TA 7380254

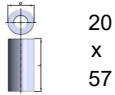
S01 1,20 CR
S26 1,50
S38 2,00 CR

ST : 31,70
TB : 53,40

81,26
81,51

TA 6874530
TA 6874522

TA 7380243
TA 7380254




20
x
57

82,00

TA 6874533

TA 7380265



>>

VOLKSWAGEN

Ø 81,01

GASOLINE ENGINE

ALZ - ANA - AVU
AYD - BFQ - BFS
BGU EURO 4
BSE EURO 4 -
EURO 5
BSF EURO 2

1595 CC - 4 CYL.



Cyl. 4
ST 29,70
TB 50,70
HD -2,00
DH 0,70
MØ 61,40

81,01
81,51
82,01

TA 6802201
TA 6802212
TA 6802223

TA 7380224
TA 7380235
TA 7380246

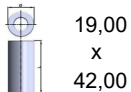
S01 1,00
S26 1,20
S35 2,00 CR

ST : 28,70
TB : 50,40


81,51
82,01

TA 6802234
TA 6802245

TA 7380235
TA 7380246

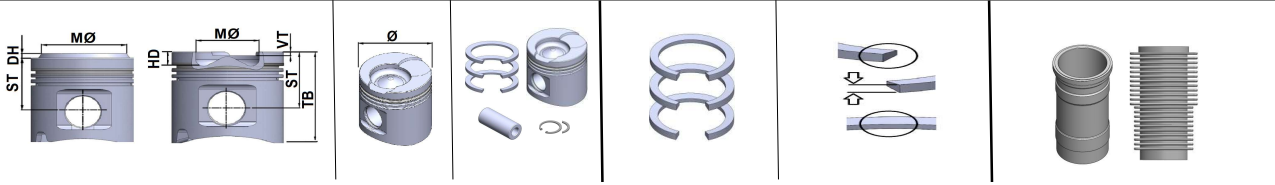


19,00
x
42,00



>>





VOLKSWAGEN

Ø 81,01

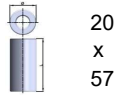
GASOLINE ENGINE

1F - ABN - ACR
DT - DTA - EW
EZ - EZA - HM
HN - PN - PP
RE - RF - RL
ABX

1595 CC 4 CYL.



SP



Cyl. 4
ST 35,60
TB 66,80
HD -2,30
DH 2,20
MØ 59,80

ST : 35,30
TB : 66,50

81,01
81,26
81,51

81,26
81,51
82,01


TA 6802003
TA6802014

TA 6802014
TA 6802025
TA 6802036

TA 7348401
TA 7348423

TA 7348412
TA 7348423
TA 7348434

S01 1,50 CR
S26 1,75
S35 3,00 CR



>>

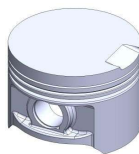
VOLKSWAGEN

Ø 81,01

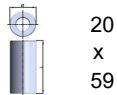
GASOLINE ENGINE

ADR
AGN
APT
ARG

1781CC 4 CYL.



EP



Cyl. 4
ST 32,55
TB 56,55
HD -3,63

ST : 32,25
TB : 56,55

81,01
81,26
81,51
82,01

81,51


TA 6802053
TA 6802064
TA 6802075
TA 6802086

TA 6802090

TA 7380208
TA 7380219
TA 7380230
TA 7380241

TA 7380230



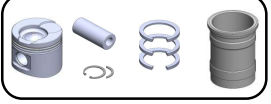
S21 1,50 P
S26 1,75
S35 2,00 CR






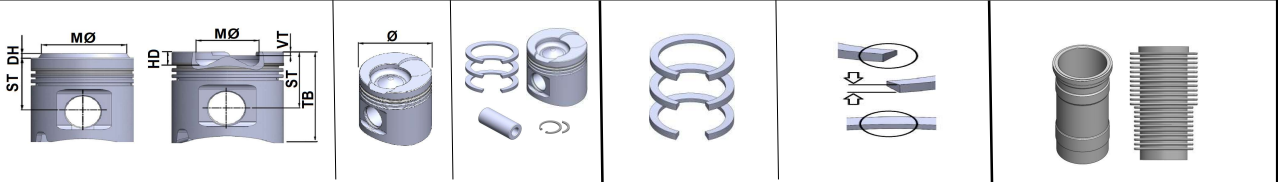
>>





VOLKSWAGEN		Ø 81,01					
GASOLINE ENGINE ARX - AUM AUQ - AWM AWP - AWT AWU - AWV AWW - BAE BEK - BJX BKF - BNU BTH 1781 CC 4 CYL.	 EP  19 x 50	Cyl. 4 ST 32,70 TB 53,70 HD -1,9 MØ 68,20	81,01 81,26 81,51	TA 6802028 TA 6802039	TA 7380216 TA 7380227 TA 7380238	S01 1,50 CR S26 1,75 S38 2,00	
		ST : 32,40 TB : 53,40	81,51	TA 6802050	TA 7380238		
		 >>					

VOLKSWAGEN		Ø 81,01					
GASOLINE ENGINE 262 - AAM ACC - ADD ADF - ANN RP 41781 CC 4 CYL.	 SP  20 x 57	Cyl. 4 ST 32,20 TB 62,50 HD -8,10 DH 1,30 MØ 56,90	81,01	TA 6802048	TA 7348401	S01 1,50 CR S26 1,75 S35 3,00	
		ST : 31,90 TB : 62,20	81,26	TA 6802059	TA 7348412		
			81,51	TA 6802070	TA 7348423		
		82,01	TA 6802081	TA 7348434			
 >>							



VOLKSWAGEN

Ø 81,01

GASOLINE ENGINE

- 1P - 2H
- ABS - ADZ
- DS - DX - DZ
- EV - GU - GX
- GZ - HT - HV
- JH - JV - KT
- PB - PF - RG
- RH - RV

1781 CC 4 CYL.



SP



20
x
57

Cyl. 4
ST 32,20
TB 62,50
HD -4,40
DH 1,30
MØ 55,80

81,01
81,26
81,51

TA 6348403

TA 7348401
TA 7348412
TA 7348423

S01 1,50 CR
S26 1,75
S35 3,00

ST : 31,90
TB : 62,20

81,26
81,51


TA 6348414
TA 6348425

TA 7348412
TA 7348423

82,01

TA 6348436

TA 7348434



>>

VOLKSWAGEN

Ø 81,01

DIESEL ENGINE

- ACV - AGX - AHD
- AHY - AJT - ANF
- ANG - ANH - ANJ
- APA - AUF - AXG
- AXL - AYC - AYY
- BBE - BBF - BCT
- BCU - BCV
- BTW

2461 CC 5 CYL.



RC, BB, EP

CYL. 3-4-5



26
x
68

Cyl. 5
ST 45,75
TB 69,75
HD -17,20
VT -1,35 -1,35
MØ 39,60

81,01
81,26
81,51

TA 6380706

TA 7380704
TA 7380715
TA 7380726

S01 2,50 CR,P
S06 2,00 P
S35 3,00 CR,P

ST : 45,50
TB : 69,50


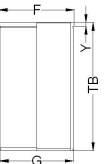
81,26
81,51

TA 6380710
TA 6380721

TA 7380715
TA 7380726

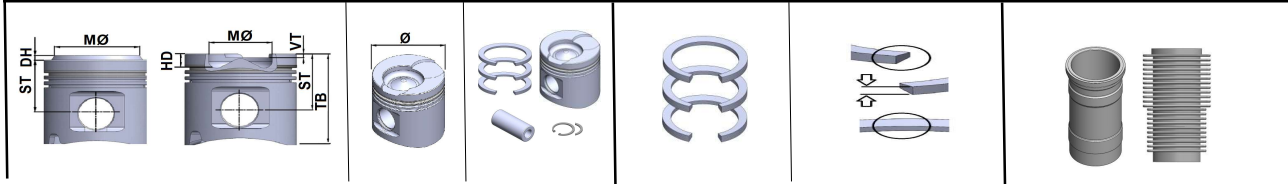
TA 4422217
SZ
G 84,50
F 85,55
Y 4,50
TB 157,00

TA 4422221
G 84,00
F 85,00
Y 5,00
TB 158,00



>>





VOLKSWAGEN

Ø 81,01

DIESEL ENGINE

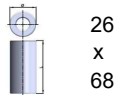
ACV - AGX - AHD
 AHY - AJT - ANF
 ANG - ANH - ANJ
 APA - AUF - AXG
 AXL - AYC - AYY
 BBE - BBF - BCT
 BCU - BCV
 BTW

2461 CC 5 CYL.



RC, BB, EP

CYL. 1-2



26
x
68

Cyl. 5
 ST 45,75
 TB 69,75
 HD -17,20
 VT -1,35 -1,35
 MØ 39,60

ST : 45,50
 TB : 69,50
 ST : 45,50
 TB : 69,50

81,01
 81,26
 81,51

81,26
 81,51

TA 6380500

TA 6380511

TA 6380522

TA 7380704
TA 7380715
TA 7380726


TA 7380715

TA 7380726

S01 2,50 CR,P
 S06 2,00 P
 S35 3,00 CR,P

TA 4422217
SZ
 G 84,50
 F 85,55
 Y 4,50
 TB 157,00

TA 4422221
 G 84,00
 F 85,00
 Y 5,00
 TB 158,00



>>

VOLKSWAGEN

Ø 81,01

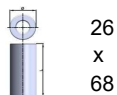
DIESEL ENGINE

AVR
 BBR

2461 CC 5 CYL.



RC, BB



26
x
68

Cyl. 5
 ST 45,75
 TB 69,75
 HD -16,80
 VT -1,35
 MØ 46,00

ST : 45,55
 TB : 69,55

81,01
 81,26
 81,51

81,51


TA 6864140
TA 6864151

TA 6864162

TA 7380264
TA 7380275
TA 7380286

TA 7380286

S02 2,50 CR,P
 S08 2,00 P
 S35 3,00 CR,P



>>





VOLKSWAGEN

Ø 81,01

DIESEL ENGINE

AZV - BKD
BKP - BMA
BMN - BMR
BUZ - BVE
BWV

1968 CC 4 CYL.



RC,OCP,BB



26,00
x
66,00

Cyl. 4
ST 45,80
TB 68,80
HD -17,80
MØ 38,00

ST : 45,55
TB : 68,55

81,01
81,26
81,51

81,51

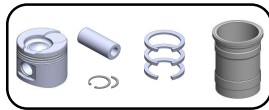
TA 6802101
TA 6802112
TA 6802123

TA 6802134

TA 7380228
TA 7380239
TA 7380250

TA 7380250

S01 1,75 CR
S06 2,00 P
S35 3,00 CR,P



>>

VOLKSWAGEN

Ø 81,01

DIESEL ENGINE

AXD EURO 3
AXE EURO 3
BAC
BLJ
BLK

2461 CC 5 CYL.



RC,OCP,BB

CYL. 1-2



26,00
x
66,00

Cyl. 5
ST 45,75
TB 69,75
HD -18,20
VT -1,50
MØ 37,90

81,01
81,51


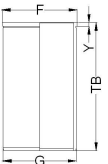
TA 6754423
TA 6754434

TA 7380260
TA 7380271

S01 2,50 CR
S06 2,00
S35 3,00 CR

TA 4422221

G 84,00
F 85,00
Y 5,00
TB 158,00



>>





VOLKSWAGEN

Ø 81,01

DIESEL ENGINE

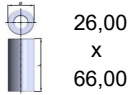
AXD EURO 3
AXE EURO 3
BAC
BLJ
BLK

2461 CC 5 CYL.



RC,OCP,BB

CYL. 3-4-5



26,00
x
66,00

Cyl. 5
ST 45,75
TB 69,75
HD -18,20
VT -1,50
MØ 37,9

81,01
81,51


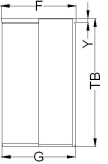
TA 6864147
TA 6864158

TA 7380260
TA 7380271

S01 2,50 CR
S06 2,00
S35 3,00 CR

TA 4422221

G 84
F 85
Y 5
TB 158



>>

VOLKSWAGEN

Ø 81,01

DIESEL ENGINE

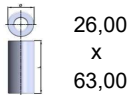
AYH
BLE
BWF

4921 CC 10 CYL.



RC,OCP,BB

CYL. 1-2



26,00
x
63,00


Cyl. 10
ST 45,80
TB 69,80
HD -17,60
VT -1,40
MØ 37,8

81,01
81,51

TA 6840402
TA 6840424

TA 7380264
TA 7380286
TA 7380286



S01 2,50 CR
S06 2,00
S35 3,00 CR





>>

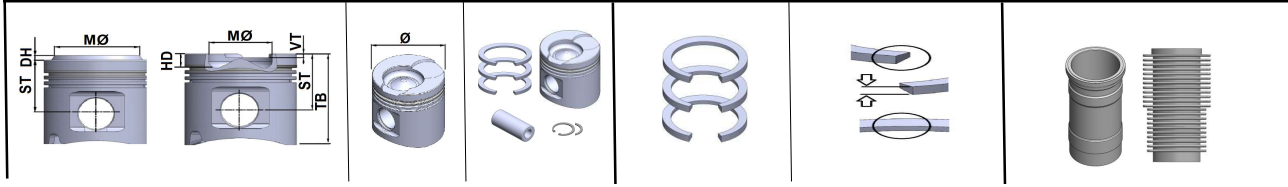



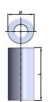
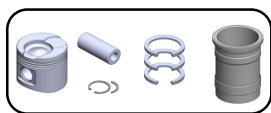





VOLKSWAGEN		Ø 81,01					
DIESEL ENGINE	 RC,OCP,BB CYL. 3-4-5	Cyl. 10 ST 45,80 TB 69,80 HD -17,60 VT -1,40 MØ 37,8	81,01 81,51	TA 6840404 TA 6840426	TA 7380264 TA 7380286 TA 7380286	S01 2,50 CR S06 2,00 S35 3,00 CR	
		26,00 x 63,00					
 >>							

VOLKSWAGEN		Ø 81,01					
DIESEL ENGINE	 RC CYL. 1-2	Cyl. 4 ST 37,80 TB 58,30 HD -17,35 VT -0,70 -0,70 MØ 38,00	81,01 81,26 81,51	TA 6840408 TA 6840419 TA 6840430	TA 7380274 TA 7380285 TA 7380296 TA 7380296	S01 1,75 CR S06 2,00 P S35 3,00 CR	
		22 x 60					
 >>							





VOLKSWAGEN		Ø 81,01					
DIESEL ENGINE		Cyl. 4	81,01	TA 6840412	TA 7380274	S01 1,75 CR	
		ST 37,80	81,26	TA 6840423	TA 7380285	S06 2,00 P	
BDJ BDK BST		TB 58,80	81,51		TA 7380296	S35 3,00 CR	
		HD -17,35					
1968 CC 4 CYL.		VT -0,70 -0,70					
		MØ 38,00					
	RC	ST : 37,55	81,51	TA 6840434	TA 7380296		
	CYL. 3-4	TB : 58,05					
		22					
		x					
		60					
		>>					

VOLKSWAGEN		Ø 81,01					
DIESEL ENGINE		Cyl. 4/5	81,01	TA 6840406	TA 7380264	S01 2,50 CR	
		ST 45,75	81,26	TA 6840417	TA 7380275	S06 2,00	
BJL BJM CECA CECB		TB 68,75	81,51		TA 7380286	S35 3,00 CR	
		HD -16,60					
2461 CC 5 CYL.		MØ 46,0					
		RC,OCP,BB	ST : 45,50	81,51	TA 6840428	TA 7380286	
		TB : 69,50					
		26,00					
		x					
		66,00					
		>>					





VOLKSWAGEN

Ø 81,01

DIESEL ENGINE

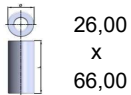
BGW - BHW
BMM - BMP
BRT - BVH
CBHA - CBJA
CBJB - CBKA

1968 CC 4 CYL.



RC,OCP,BB

CYL. 1-2



26,00
x
66,00

Cyl. 4
ST 45,80
TB 68,80
HD -17,50
VT -0,70 -0,70
MØ 38,00

ST : 45,55

81,01
81,26
81,51

81,51


TA 6845704
TA 6845715
TA 6845720

TA 6845726

TA 7380228
TA 7380239
TA 7380250

TA 7380250

S01 1,75 CR
S08 2,00 P
S35 3,00 CR



>>

VOLKSWAGEN

Ø 81,01

DIESEL ENGINE

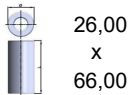
BGW - BHW
BMM - BMP
BRT - BVH
CBHA - CBJA
CBJB - CBKA

1968 CC 4 CYL.



RC,OCP,BB

CYL. 3-4



26,00
x
66,00

Cyl. 4
ST 45,80
TB 68,80
HD -17,50
VT -0,70 -0,70
MØ 38,00

ST : 45,55

81,01
81,26
81,51

81,51


TA 6845697
TA 6845708
TA 6845725

TA 6845719

TA 7380228
TA 7380239
TA 7380250

TA 7380250

S01 1,75 CR
S08 2,00 P
S35 3,00 CR



>>





VOLKSWAGEN

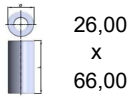
Ø 81,01

**DIESEL ENGINE
BNZ
2461 CC 5 CYL.**



RC, BB

CYL. 1-2




Cyl. 5
ST 45,75
TB 68,00
HD -17,60
VT -0,80
MØ 37,80

81,01
81,26
81,51

TA 6840450
TA 6840461
TA 6840472

TA 7380267
TA 7380278
TA 7380289

1,75
2,00
3,00



>>

VOLKSWAGEN

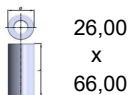
Ø 81,01

**DIESEL ENGINE
BNZ
2461 CC 5 CYL.**



RC, BB

CYL. 3-4-5




Cyl. 5
ST 45,75
TB 68,00
HD -17,60
VT -0,80
MØ 37,80

81,01
81,26
81,51

TA 6840454
TA 6840465
TA 6840476

TA 7380267
TA 7380278
TA 7380289


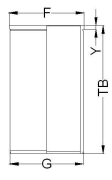
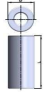

1,75
2,00
3,00


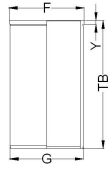




>>





VOLKSWAGEN		Ø 81,01							
DIESEL ENGINE		Cyl. 5	81,01	TA 6840420	TA 7380260	S01 2,50	TA 4422221		
		ST 45,75	81,51	TA 6840431	TA 7380271	S06 2,00	G 84,00	F 85,00	
BPC EURO 4		TB 69,75				S35 3,00	Y 5,00	TB 158,00	
BPD EURO 4		HD -17,65							
2461 CC 5 CYL.		VT -6,50 0,80							
		MØ 37,90							
	RC,OCP,BB								
	CYL. 1-2								
		26,00							
		x							
		66,00							
			>>						

VOLKSWAGEN		Ø 81,01							
DIESEL ENGINE		Cyl. 5	81,01	TA 6840432	TA 7380260	2,50	TA 4422221		
		ST 45,75	81,51	TA 6840443	TA 7380271	2,00	G 84,00	F 85,00	
BPC EURO 4		TB 69,75				3,00	Y 5,00	TB 158,00	
BPD EURO 4		HD -17,65							
2461 CC 5 CYL.		VT -6,50 0,80							
		MØ 37,90							
	RC,OCP,BB								
	CYL. 3-4-5								
		26,00							
		x							
		66,00							
			>>						





VOLKSWAGEN

Ø 81,01

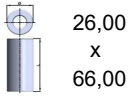
DIESEL ENGINE

- CFFA - CFFB -
- CFFD - CFFE
- CFGB - CFGC
- CFHB - CFHC
- CFHE - CFHF
- CFJA - CFJB
- CKTB - CKTC
- CKUB - CKUC
- CLCA - CLCB
- CLJA - CLLA
- CNEA - CNFA
- CNFB - CSHA
- CSLB - CSNA

1968 CC 4 CYL.



RC,OCP,BB



Cyl. 4
ST 45,80
TB 68,80
HD -13,10
MØ 50,88

ST : 45,55
TB : 68,55

81,01
81,26
81,51

81,51

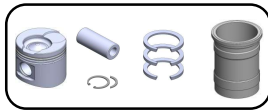
TA 6802160
TA 6802171
TA 6802182

TA 6802182

TA 7380220
TA 7380231
TA 7380242

TA 7380242

S01 1,75 CR
S08 2,00 P
S35 3,00 CR



>>


VOLKSWAGEN

Ø 81,01

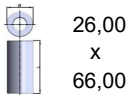
DIESEL ENGINE

- CAAA - CAAB
- EURO 5
- CAAC EURO 5
- CAAD - CAAE
- CBAA - CBAB
- CBAC - CBBA
- CBBB - CBDA
- CBDB - CBDC
- CBEA - CCHA
- CCHB - CDBA
- CDCA - CEGA
- CJAA - CFCA
- EURO 5
- CJDA - CJDD
- EURO 5
- CKRA EURO 6

1968 CC 4 CYL.



RC,OCP,BB



Cyl. 4
ST 45,80
TB 68,80
HD -12,70
MØ 50,88

ST : 45,55
TB : 68,55

81,01
81,26
81,51

81,51


TA 6864094
TA 6864105

TA 6864116

TA 7380220
TA 7380231
TA 7380242

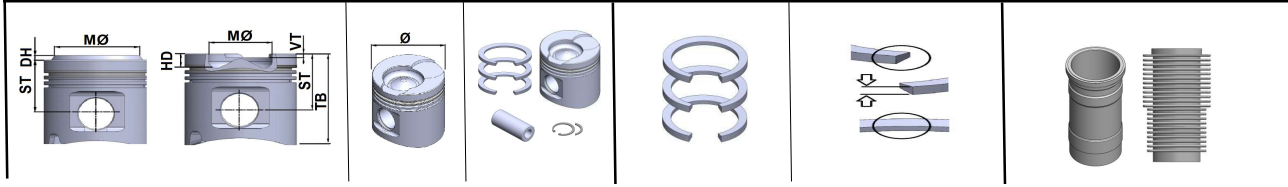
TA 7380242


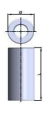
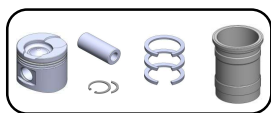
S01 1,75 CR
S05 2,00 CR
S35 3,00 CR





>>





VOLKSWAGEN		Ø 82,5					
GASOLINE ENGINE AXW - BLR BLX - BLY BVX - BVY 1984 CC 4 CYL.	 EP	Cyl. 4 ST 29,38 TB 47,50 HD +12,46/ VT -2,00 -2,00 MØ 80	82,50 83,00	TA 6875372 TA 6875383	TA 7391768 TA 7391779	S06 1,20 NT S26 1,50 S35 2,00 CR	
		 19 x 44					
		 >>					

VOLKSWAGEN		Ø 82,51					
GASOLINE ENGINE 2E ADY AGG AKR 1984 CC 4 CYL.	 SP	Cyl. 4 ST 30,85 TB 63,75 HD -5,00 DH +0,90 MØ 63,80	82,51 83,01 83,51	TA 6875345	TA 7392004 TA 7392015 TA 7392026	S01 1,20 S01 1,50 S35 2,00 CR	
		ST : 30,60 TB : 63,50	83,01 83,51	TA 6875356 TA 6875367	TA 7392015 TA 7392026		
		 >>					




VOLKSWAGEN

Ø 82,51

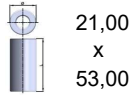
GASOLINE ENGINE

**BZB - CEA
CEAA - CGYA
BYJ - CDAA**

1798 CC 4 CYL.



RC



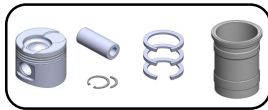
Cyl. 4
ST 29,8
TB 55,98
HD -5,7
DH 4,75
MØ 67

82,51
82,76
83,01

TA 6840452
TA 6840463
TA 6840474

TA 7392008
TA 7392019
TA 7392030

S02 1,20 NT
S21 1,50
S35 2,00 CK



>>

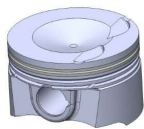
VOLKSWAGEN

Ø 82,51

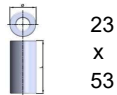
GASOLINE ENGINE

**CAWA - CAWB
CBFA - CCTA
CCZA - CCZB
CCZC - CCZD
CJKA - CJKB**

1984 CC 4 CYL.



RC




Cyl. 4
ST 29,60
TB 50,10
HD -6,20
MØ 50,00

82,51
82,76
83,01

TA 6331354
TA 6331365
TA 6331376

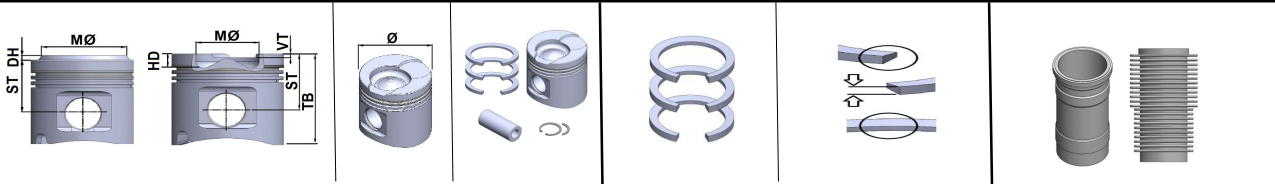
TA 7392012
TA 7392023
TA 7392034

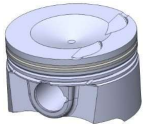
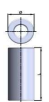
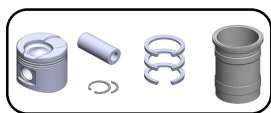
S02 1,20 CR,
S21 1,20
S35 2,00 CR

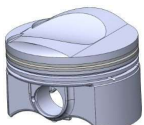




>>

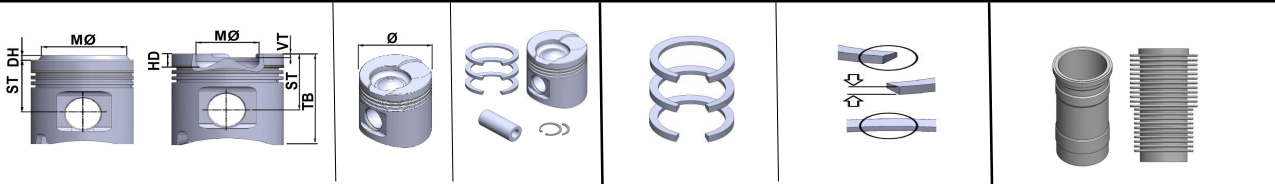


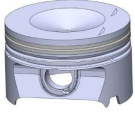

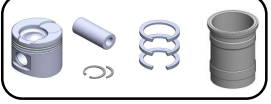





VOLKSWAGEN		Ø 82,51					
GASOLINE ENGINE CAWB - CBFA CBL - CCTA CCTB - CCZA CCZB - CCZC CGM - CGMA 1984 CC 4 CYL.	 RC	Cyl. 4 ST 29,60 TB 50,10 HD -6,20 DH 3,00 MØ 50,00	82,51 82,76 83,01 83,51	TA 6331350 TA 6331361 TA 6331372 TA 6331383	TA 7392008 TA 7392019 TA 7392030 TA 7392041	S02 1,20 NT S21 1,50 S35 2,00 CK	
		 21 x 56					
 >>							

VOLKSWAGEN		Ø 82,51					
GASOLINE ENGINE CDA A CDAB 1798 CC 4 CYL.	 RC	Cyl. 4 ST 29,80 TB 55,98 HD -4,75 DH 5,68	82,51 83,01	TA 6331358 TA 6331380	TA 7392012 TA 7392034	S02 1,2 CR, S21 1,2 S35 2 CR	
		 23 x 51					
 >>							

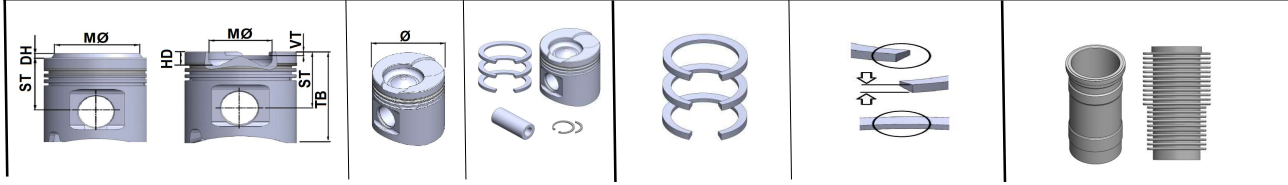




VOLKSWAGEN		Ø 82,51					
GASOLINE ENGINE		Cyl. 4	82,51	TA 6331216	TA 7392016	S06 1,20 NT	
		ST 29,60	82,76	TA 6331227	TA 7392027	S26 1,50	
AXX BWA	RC	TB 50,60	83,01	TA 6331238	TA 7392038	S35 2,00 CR	
		HD -6,20	83,51	TA 6331249	TA 7392049		
1998 CC 4 CYL.		VT -0,76					
		MØ 49,25					
		20					
		x					
		59					
		>>					

VOLKSWAGEN		Ø 83,01					
DIESEL ENGINE		Cyl. 6	83,01	TA 6875378	TA 7392024	S01 2,00 CRP	
		ST 46,30	83,26	TA 6875389	TA 7392035	S08 2,00	
BKS BMK BUN	RC,OCP	TB 70,80	83,51	TA 6875400	TA 7392046	S35 3,00 CR	
		HD -15,10					
2967 CC 6 CYL.		MØ 45,00					
		30					
		x					
		68					
		>>					






VOLKSWAGEN

Ø 83,01

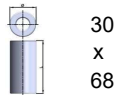
DIESEL ENGINE

CASA - CASB
CASC - CASD
CATA - CDYB
CDYC - CEXA
CEXB

2967 CC 4 CYL.



RC,OCP



30
x
68

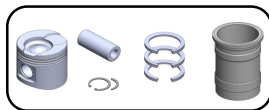
Cyl. 6
ST 46,30
TB 70,80
HD -14,25
MØ 48

83,01
83,26
83,51

TA 6875354
TA 6875365
TA 6875376

TA 7392021
TA 7392032
TA 7392043

S01 1,75 CK
S10 2,00 MO
S35 3,00 CR



>>

VOLKSWAGEN

Ø 92

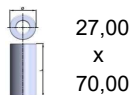
DIESEL ENGINE

2L

2446 CC 4 CYL.



RC,SP



27,00
x
70,00

Cyl. 4
ST 44,30
TB 80,30
VT -1,50


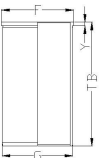
92,00
92,50
93,00

TA 6365203
TA 6365214
TA 6365225

TA 7364906
TA 7364910
TA 7364921

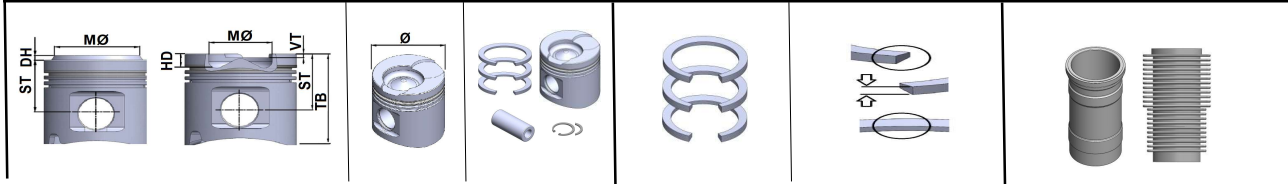
S12 2,00 CR
S06 2,00 P
S35 4,00 CR,P




TA 4421712
SZ
G 96,00
F 100,80
Y 3,60
TB 160,50


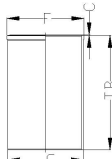




>>





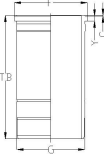





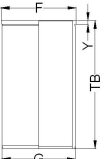

VOLVO		Ø 75							
DIESEL ENGINE		Cyl. 4	75,00	TA 6622400	TA 7502026	S16 2,50 CR			
		ST 41,70	75,50	TA 6622411	TA 7502037	S26 1,95 P			
D 4162 T	RC, OCP	TB 65,15	76,00	TA 6622422	TA 7502048	S35 2,00 CR			
		HD -13,90							
1560 CC 4 CYL.		MØ 45,00							
		26							
		x							
		61							
		>>							

VOLVO		Ø 75							
DIESEL ENGINE		Cyl. 4	75,00	TA 6395001	TA 7395006	S01 3,00 CR	TA 4422330		
		ST 41,70	75,50	TA 6395012	TA 7395010	S26 1,95 P			
D 4164 T	RC, OCP	TB 65,30	76,00	TA 6395023	TA 7395021	S35 2,50 CR	SZ		
		HD -13,20					G 78,00		
1560 CC 4 CYL.		VT -1,16 -1,16					F 79,50		
		MØ 41,70					Y 5,00		
		26					TB 142,00		
		x							
		61							
		>>	TA 5107120						


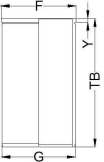





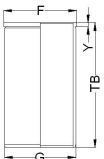




VOLVO		Ø 76							
GASOLINE ENGINE B 14 B14 OE B14 3E 1397 CC 4 CYL.	  20,00 x 64,00	Cyl. 4 ST 37,50 TB 64,00	76,00	TA 6331205	TA 7331203	S02 1,75 CR,P S26 2,00 P S35 4,00 CR,P	TA 4076413 W G 80,60 F 90,20 Y 95,00 TB 134,00		
		 >> TA 5331200							

VOLVO		Ø 76,51							
DIESEL ENGINE D 24T D 24TIC 2383 CC 6 CYL.	 RC,SP,EP  24 x 64	Cyl. 4/5/6 ST 41,7 TB 71,7 HD -1,6	76,51 77,01 77,51	TA 6351704 TA 6351715 TA 6351726	TA 7351702 TA 7351713 TA 7351724 TA 7351713 TA 7351724	S01 1,75 CR S07 2,00 S35 3,00 CR	TA 4418013 SZ G 79,50 F 81,50 Y 4,70 TB 145 TA 4418017 G 79,56 F 82,50 Y 4,50 TB 142		
		 >>							



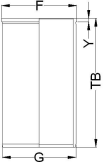






VOLVO		Ø 76,51							
Diesel Engine D24 2383 CC 6 CYL.	 RC,SP	Cyl. 4/6 ST 41,7 TB 71,7 HD -1,6	76,51 77,01 77,51	TA 6358402	TA 7358400 TA 7358411 TA 7358422	S01 1,75 CR S06 2,00 S35 3,00 CR	TA 4418013 SZ G 79,5 F 81,5 Y 4,7 TB 145		
		ST : 41,45	77,01	TA 6358413	TA 7358411				
		ST : 41,45	77,51	TA 6358424	TA 7358422				
		 24 x 64							
 >>									

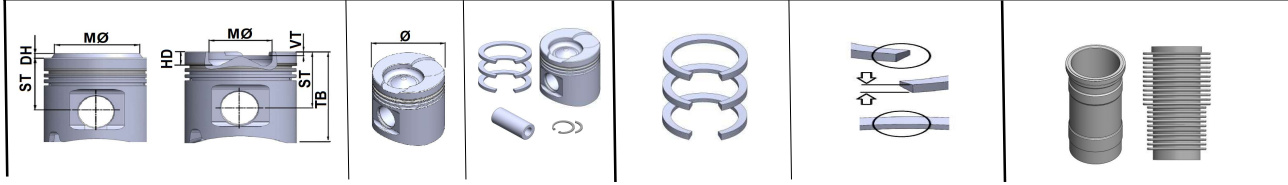
VOLVO		Ø 80									
DIESEL ENGINE D 19 T D 4192 T 1870 CC 4 CYL.	 RC,OCP	Cyl. 4 ST 41,71 TB 66,69 HD -1,3	80,00 80,25 80,50	TA 6349302 TA 6349313 TA 6349324	TA 7349300 TA 7349311 TA 7349322	S20 2,50 CR S06 2,00 P S35 3,00 CR					
		 26,00 x 66,50									
 >>											











VOLVO		Ø 80,01							
DIESEL ENGINE D 4192 T3 D 4192 T4 1870 CC 4 CYL.	 RC  28,00 x 60,00	Cyl. 4 ST 47,06 TB 77,40 HD -17,80 VT -0,75 MØ 38,00	80,01 80,26 80,51	TA 6378400 TA 6378411 TA 6378422	TA 7378405 TA 7378416 TA 7378420	S02 2,50 CR S03 2,00 P S35 3,00 CR,P	TA 4076425 G 83,00 F 85,00 Y 5,00 TB 155,00		
		 >>							




VOLVO		Ø 81,01							
DIESEL ENGINE D 252 T 2461 CC 5 CYL.	 RC,BB CYL. 1-2  26,00 x 68,00	Cyl. 5 ST 45,75 TB 69,75 HD -17,20 VT -1,35 MØ 39,60	81,01 81,26 81,51	TA 6385002 TA 6385010 TA 6385013	TA 7380704 TA 7380715 TA 7380726 TA 7380715 TA 7380726	S01 2,50 S06 2,00 P S35 3,00 CR			
		 >>							






VOLVO		Ø 81,01					
DIESEL ENGINE D 252 T 2461 CC 5 CYL.	 RC, BB CYL. 3-4-5	Cyl. 5 ST 45,75 TB 69,75 HD -17,20 VT -1,35 MØ 39,60	81,01 81,26 81,51	TA 6385105	TA 7380704 TA 7380715 TA 7380726	S01 2,50 S06 2,00 P S35 3,00 CR	
		ST : 45,50 TB : 69,50	81,26	TA 6385110	TA 7380715		
		ST : 45,50 TB : 69,50	81,51	TA 6385116	TA 7380726		
		 26,00 x 68,00					
		>>					

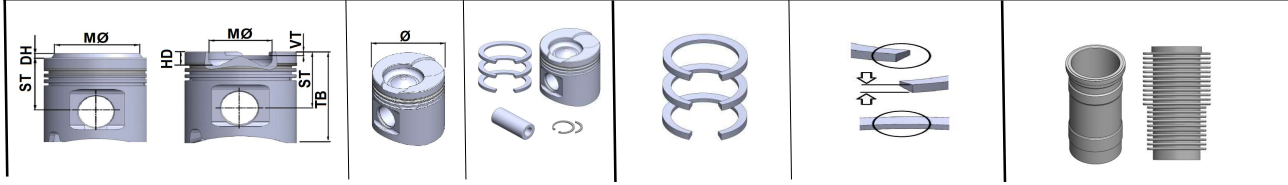
VOLVO		Ø 83					
GASOLINE ENGINE B 4204 S 1948 CC 4 CYL.	  21,00 x 57,00	Cyl. ST 28,00 TB 50,00 HD -2,83 VT -2,52 -2,52 DH +6,77	83,00 83,20 83,40	TA 6385053 TA 6385064 TA 6385075	TA 7380724 TA 7380735 TA 7380746	S06 1,20 P S26 1,50 CR S37 2,50 CR,P	
		>> 735 A04700					









VOLVO	Ø	83				
GASOLINE ENGINE B 4204 T N 1P 20 LT 1948 CC 4 CYL B 5254 T N 2P 25 LT 2435 CC 5 CYL.	 	Cyl. 4 ST 35,90 TB 59,90 VT -2,20 DH +0,75 MØ 64,70	83,00 83,20 83,40	TA 6385049 TA 6385060 TA 6385071	TA 7380724 TA 7380735 TA 7380746	S06 1,20 NIT S26 1,50 P S37 2,50 NIT
		23,00 x 61,00		>>		

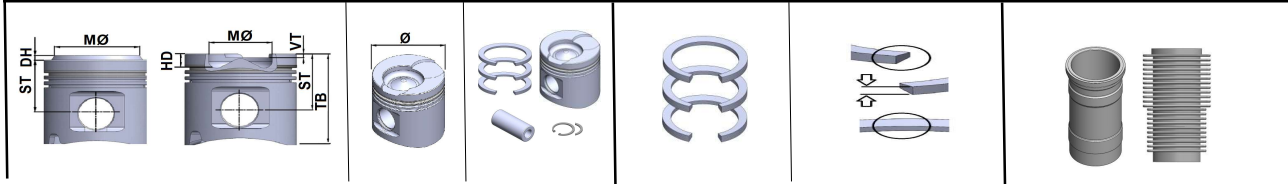
VOLVO	Ø	83				
GASOLINE ENGINE B 4184 S 1783 CC 4 CYL.	 	Cyl. ST 26,93 TB 56,81 HD -1,30 VT -2,50 -2,50 DH +7,88	83,01 83,20 83,40	TA 6385067 TA 6385078 TA 6385089	TA 7380724 TA 7380735 TA 7380746	S06 1,20 P S26 1,50 CR S37 2,50 CR,P
		21,00 x 57,00		>>		


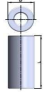








VOLVO		Ø 83					
GASOLINE ENGINE B4204S B5254F B5254S N2P 25 FS 1948 CC 4 CYL.	 SP  23,00 x 61,00	Cyl. 4 ST 35,90 TB 60,65 VT -1,43 DH +0,75	83,01 83,50	TA 6393406 TA 6393417	TA 7390420 TA 7390431	S06 1,20 S26 1,75 S35 3,00 CR	
		 >>					

VOLVO		Ø 85					
DIESEL ENGINE D 4204 T 1997 CC 4 CYL.	 RC,OCP  28 x 70	Cyl. 4 ST 46,70 TB 80,705 HD -15,40 VT -0,52 -0,52 MØ 44,80	85,00 85,40 85,60	TA 6427820 TA 6427826 TA 6427831	TA 7382701 TA 7382723 TA 7382712	S16 3,50 CR S06 2,00 S35 3,00 CR	
		 >>					



VOLVO		Ø 87,515							
GASOLINE ENGINE B 4204 T7 1999 CC 4 CYL.	 EP  22,50 x 56,00	Cyl. 4 ST 32,80 TB 53,80 HD -2,19	87,515 87,765 88,015	TA 6312868 TA 6312879 TA 6312890	TA 7432568 TA 7432579 TA 7432590	S01 1,20 NT,ST S21 1,20 S38 2,00 NT,ST			
		 >>							

VOLVO		Ø 81							
GASOLINE ENGINE B 4164 S B 4164 S2 1588 CC 4 CYL.	  21,00 x 57,00	Cyl. ST 29,85 TB 55,30 HD -1,30 VT -0.80 -0.80 DH +9.00	81,00 81,20 81,40	TA 6385045 TA 6385056 TA 6385067	TA 7380742 TA 7380753 TA 7380764	S01 1,20 P S26 1,50 CR S37 2,50 CR,P			
		 >>							



TARABUSI®



TARABUSI



TARABUSI®, AT TARABUSI® and AT®
are registered trademarks

of

FINIMPIANTI S.r.l.

Via Aldo Moro, 9 – 10080 Oglianico (TO)

ITALY

Tel. +39 0124 470670

Fax +30 0124 470686

e-mail: info@finimpianti.it

<http://www.finimpianti.it>

<http://www.at-tarabusi.com>

